



1. TEST SET-UP

TEST SET-UP

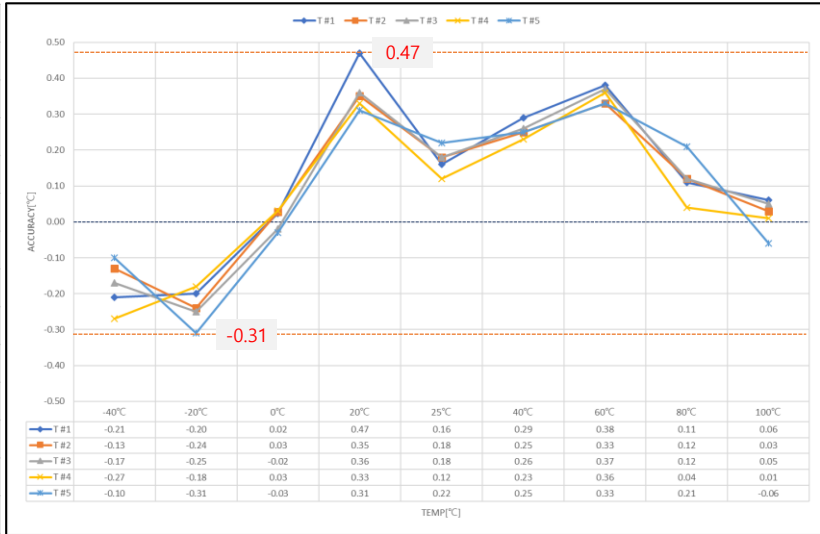


Dew Point Mirror Model
- MBW 973S

2. TEST RESULT

Temperature

TI SENSOR												
	REF	TI #1			TI #2		TI #3		TI #4		TI #5	
	T	T	ΔT	T	ΔT	T	ΔT	T	ΔT	T	ΔT	
-40°C	-39.70	-39.49	-0.21	-39.57	-0.13	-39.53	-0.17	-39.43	-0.27	-39.60	-0.10	
-20°C	-19.82	-19.62	-0.20	-19.58	-0.24	-19.57	-0.25	-19.64	-0.18	-19.51	-0.31	
0°C	0.29	0.27	0.02	0.26	0.03	0.31	-0.02	0.26	0.03	0.32	-0.03	
20°C	20.35	19.88	0.47	20.00	0.35	19.99	0.36	20.02	0.33	20.04	0.31	
25°C	25.91	25.75	0.16	25.73	0.18	25.73	0.18	25.79	0.12	25.69	0.22	
40°C	40.75	40.46	0.29	40.50	0.25	40.49	0.26	40.52	0.23	40.50	0.25	
60°C	60.90	60.52	0.38	60.57	0.33	60.53	0.37	60.54	0.36	60.57	0.33	
80°C	81.23	81.12	0.11	81.11	0.12	81.11	0.12	81.19	0.04	81.02	0.21	
100°C	98.44	98.38	0.06	98.41	0.03	98.39	0.05	98.43	0.01	98.50	-0.06	
Accuracy	MAX	-	0.47	-	0.35	-	0.37	-	0.36	-	0.33	
	MIN	-	-0.21	-	-0.24	-	-0.25	-	-0.27	-	-0.31	

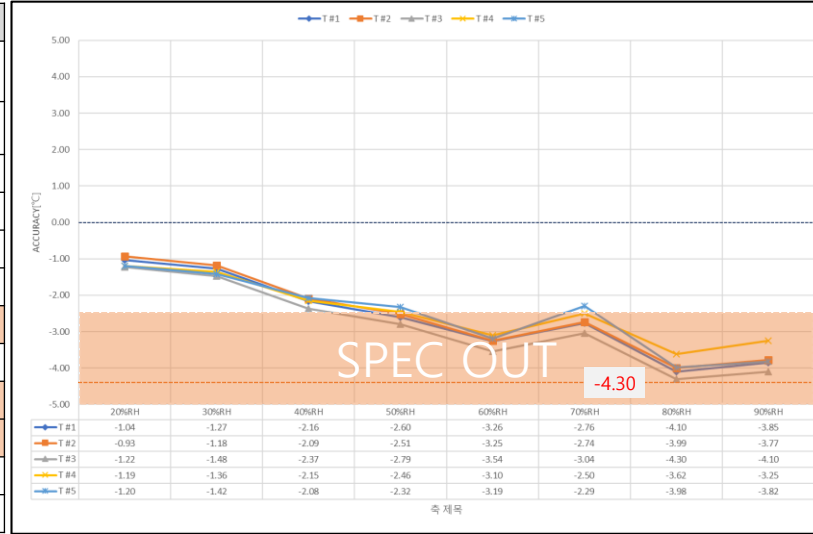


*TI SENSOR : HDC3020-Q1

2. TEST RESULT

Humidity

TI SENSOR											
	REF	TI #1		TI #2		TI #3		TI #4		TI #5	
	H	H	ΔH	H	ΔH	H	ΔH	H	ΔH	H	ΔH
20%RH	19.94	20.98	-1.04	20.87	-0.93	21.16	-1.22	21.13	-1.19	21.14	-1.20
30%RH	29.25	30.52	-1.27	30.43	-1.18	30.73	-1.48	30.61	-1.36	30.67	-1.42
40%RH	39.24	41.40	-2.16	41.33	-2.09	41.61	-2.37	41.39	-2.15	41.32	-2.08
50%RH	49.03	51.63	-2.60	51.54	-2.51	51.82	-2.79	51.49	-2.46	51.35	-2.32
60%RH	58.55	61.81	-3.26	61.80	-3.25	62.09	-3.54	61.65	-3.10	61.74	-3.19
70%RH	68.99	71.75	-2.76	71.73	-2.74	72.03	-3.04	71.49	-2.50	71.28	-2.29
80%RH	78.83	82.93	-4.10	82.82	-3.99	83.13	-4.30	82.45	-3.62	82.81	-3.98
90%RH	90.44	94.29	-3.85	94.21	-3.77	94.54	-4.10	93.69	-3.25	94.26	-3.82
Accuracy	MAX	-	-1.04	-	-0.93	-	-1.22	-	-1.19	-	-1.20
	MIN	-	-4.10	-	-3.99	-	-4.30	-	-3.62	-	-3.98



*TI SENSOR : HDC3020-Q1