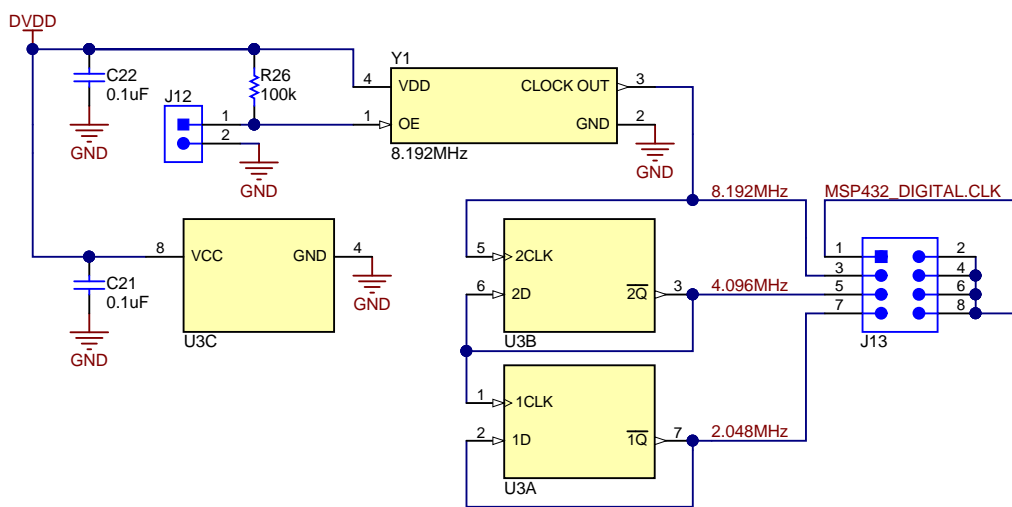
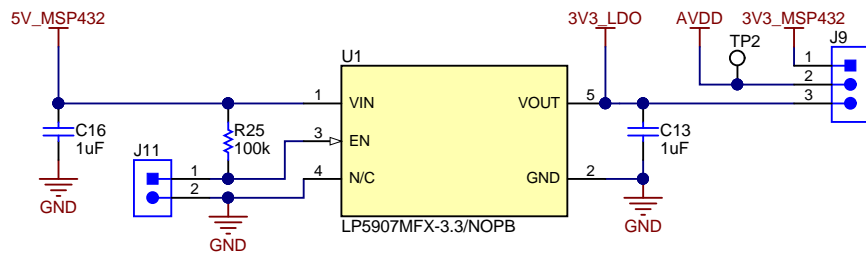


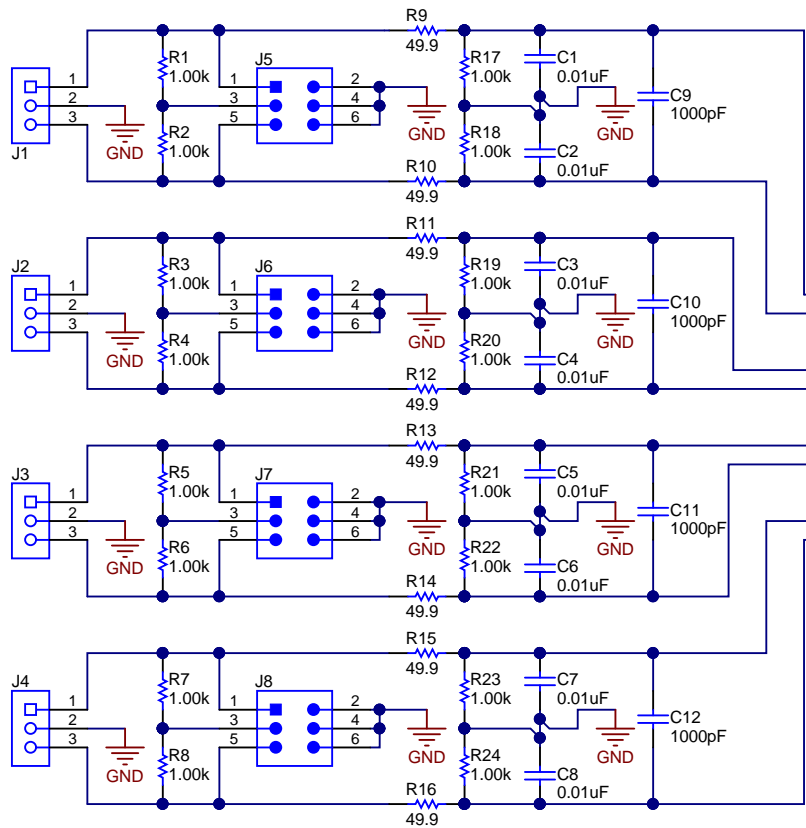
Clock Tree



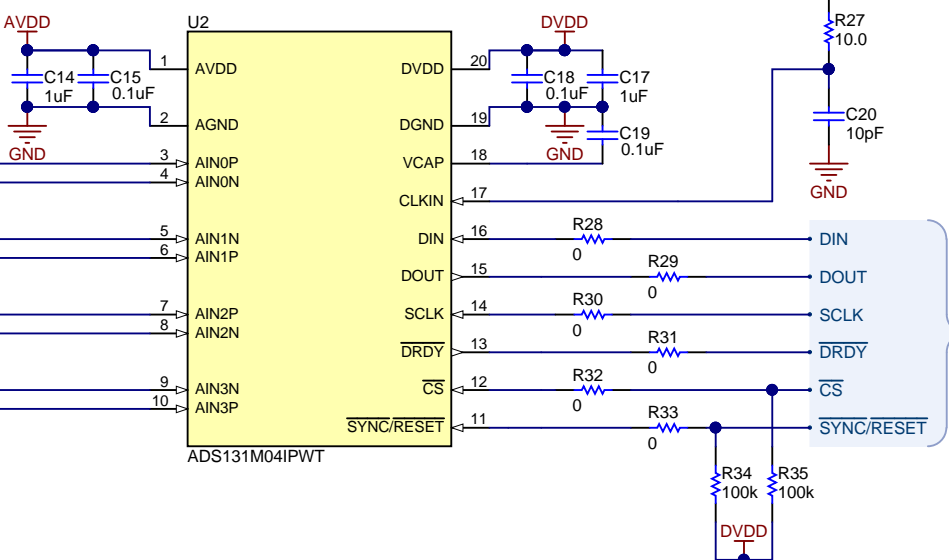
5V -> 3V3 Analog LDO



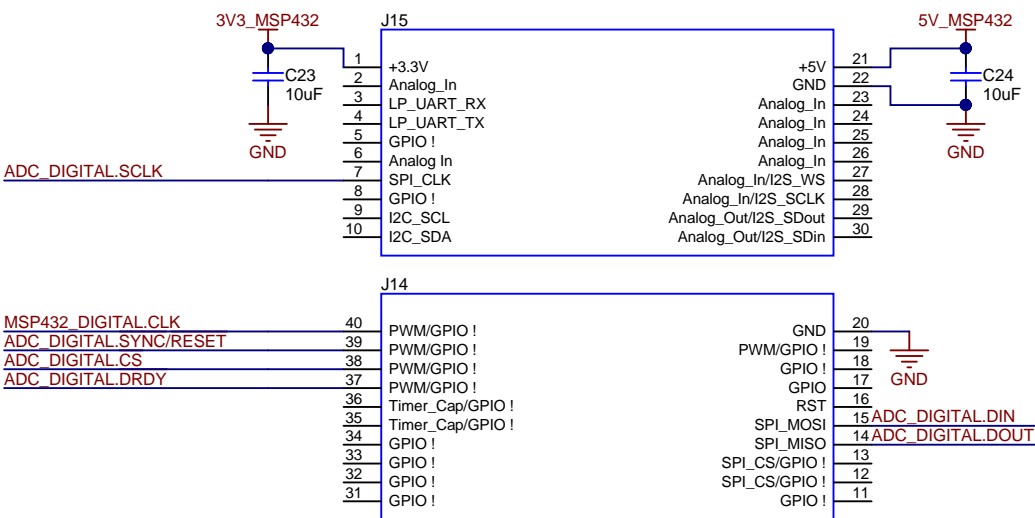
Analog Inputs



ADS131M04



Digital Interface





PCB Number: DC044

PCB Rev: E1

PCB

LOGO

Texas Instruments



PCB

LOGO

FCC disclaimer

PCB

LOGO

WEEE logo

**A** You should delete the nylon screws/standoffs and/or the bumpons as needed for your design (or substitute other parts from Hardware.IntLib). Bumpons are cheaper, but provide less clearance.

Deleting anything else from this page may result in your EVM submission being rejected (until you add them back).

Update the Label Text in the Label Table as needed for each Assembly Variant.

You should delete this note too.

LBL1

PCB Label

THT-14-423-10

Size: 0.65" x 0.20 "

ZZ1

Label Assembly Note

This Assembly Note is for PCB labels only

Variant/Label Table	
Variant	Label Text
001	ChangeMe!
002	ChangeMe!

ZZ2

Assembly Note

These assemblies are ESD sensitive, ESD precautions shall be observed.

ZZ3

Assembly Note

These assemblies must be clean and free from flux and all contaminants. Use of no clean flux is not acceptable.

ZZ4

Assembly Note

These assemblies must comply with workmanship standards IPC-A-610 Class 2, unless otherwise specified.