

Test Report for 100Base-TX

Time: 19:15:09

Device ID : Not Available

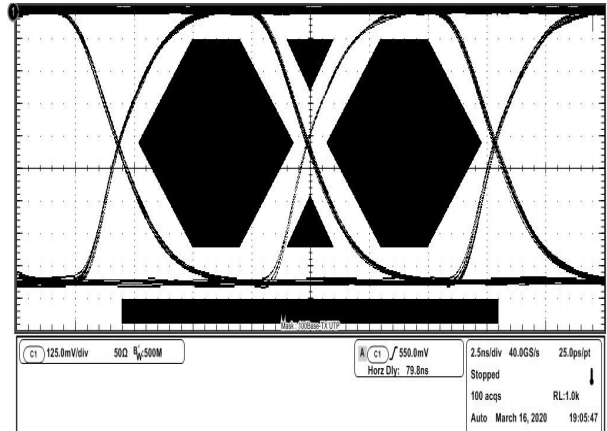
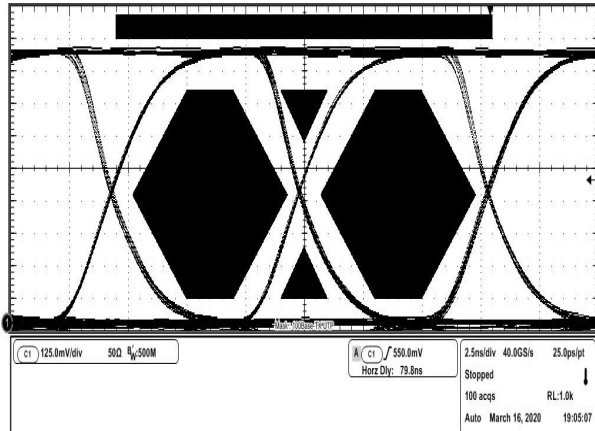
Device Description Not Available

Port ID : Not Available

Test	Spec. Range	Measured Value	Result
AOI Template	Fit the template		Pass
Output Voltage (+Vout)	950mV to1050mV	1058.0mV	Fail
Output Voltage (-Vout)	-950mV to -1050mV	-1064.8mV	Fail
Amplitude Symmetry	0.98 to 1.02	0.994	Pass
Rise Time(+ve)	3ns to 5ns	3.36ns	Pass
Rise Time(-ve)	3ns to 5ns	3.47ns	Pass
Fall Time(+ve)	3ns to 5ns	3.54ns	Pass
Fall Time(-ve)	3ns to 5ns	3.51ns	Pass
Rise/Fall Symmetry(+ve)	<500ps	176ps	Pass
Rise/Fall Symmetry(-ve)	<500ps	36.9ps	Pass
Overshoot(+ve)	<5%	2.17%	Pass
Overshoot(-ve)	<5%	1.66%	Pass
Transmit Jitter(+ve)	<1.4ns	370ps	Pass
Transmit Jitter(-ve)	<1.4ns	660ps	Pass
Distortion (Duty Cycle)	<500ps(±250ps)	75.0ps	Pass
Transmitter Return Loss			Not Available
Receiver Return Loss			Not Available

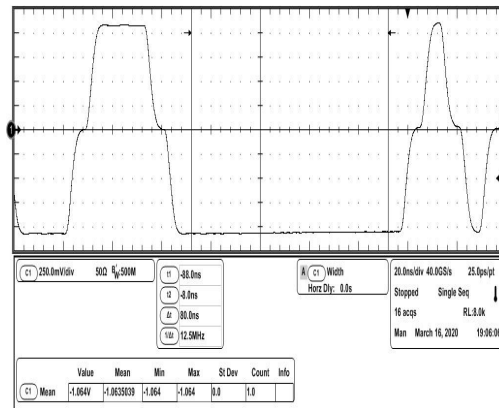
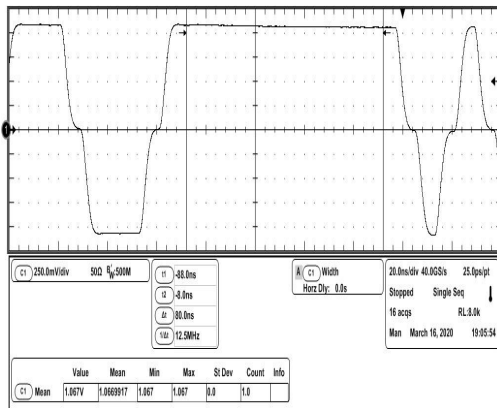
Application Version : 3.2.10.35

ANSI X3.263-1995: Annex J AOI Template



AOI Template Result :
Pass

ANSI X.3.263-1995 : 9.1.2.2 Differential Output Voltage

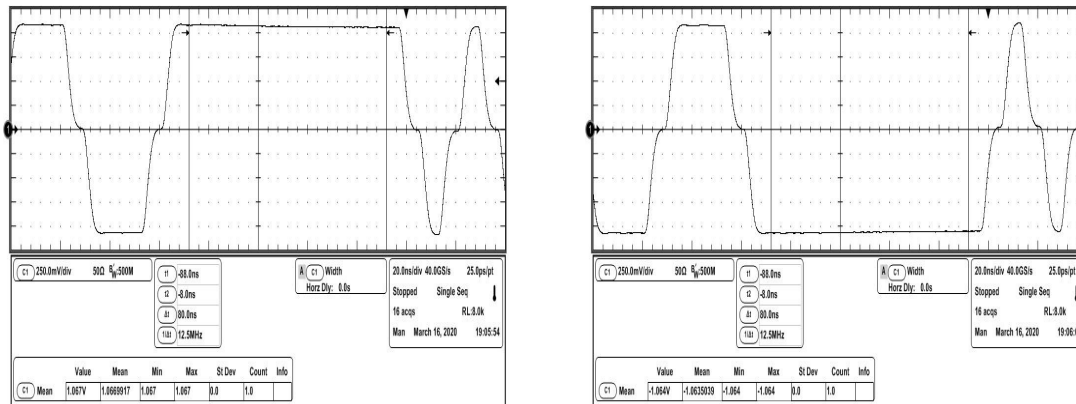


Positive Amplitude(+Vout) : 1058.0mV Baseline(+ve) : 9.0mV	Negative Amplitude(-Vout) : -1064.8mV Baseline(-ve) : 1.3mV
Spec Range : 950mV to 1050mV	Spec Range : -950mV to -1050mV
Output Voltage(+Vout) Result : Fail	Output Voltage(-Vout) Result : Fail

Differential Output Voltage Result : Fail

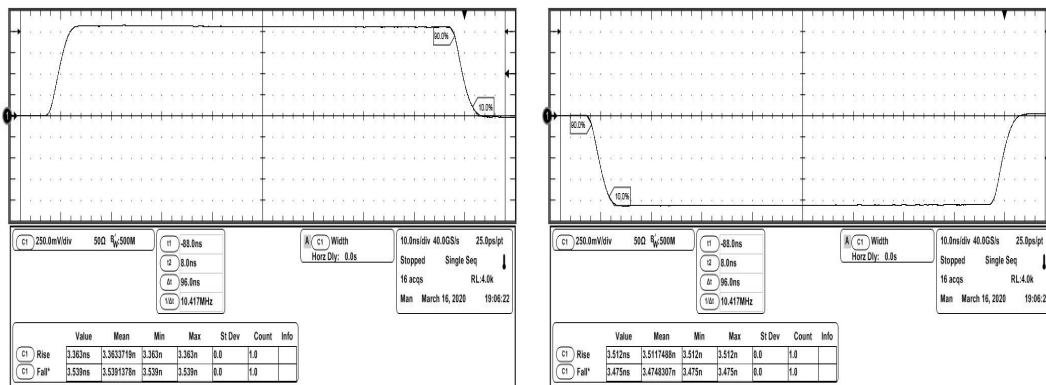
NOTE: Amplitude values are corrected for Baseline

ANSI X3.263-1995: 9.1.4 Signal Amplitude Symmetry



Amplitude Symmetry	0.994
Spec Range: 0.98 to 1.02	
Amplitude Symmetry Result	Pass

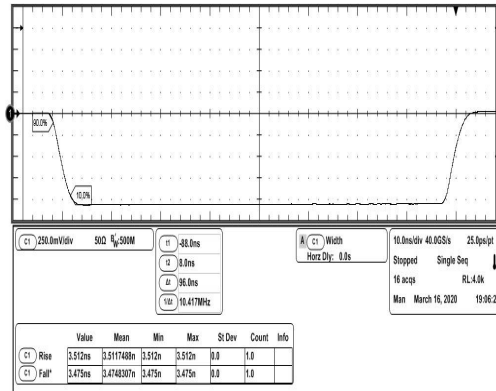
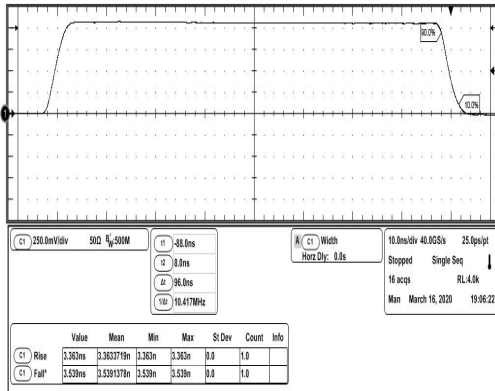
ANSI X3.263-1995: 9.1.6 Rise Time



Rise Time(+ve) :	3.36ns	Rise Time(-ve) :	3.47ns
Spec Range: 3ns to 5ns		Spec Range: 3ns to 5ns	
Rise Time(+ve) Result :	Pass	Rise Time(-ve) Result :	Pass

Rise Time Test Result : Pass

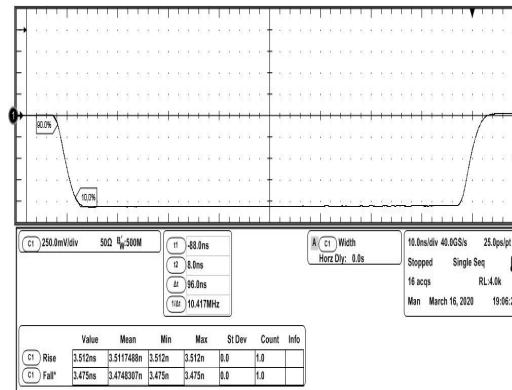
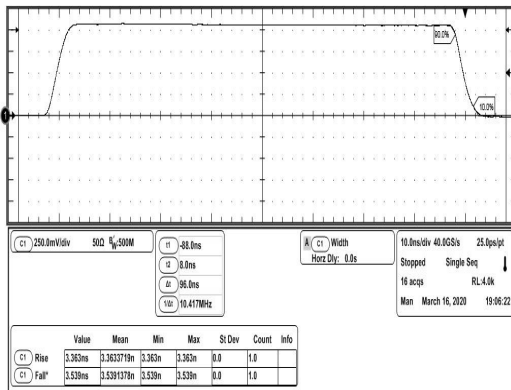
ANSI X3.263-1995: 9.1.6 Fall Time



Fall Time(+ve) :	3.54ns	Fall Time(-ve) :	3.51ns
Spec Range: 3ns to 5ns		Spec Range: 3ns to 5ns	
Fall Time(+ve) Result :	Pass	Fall Time(-ve) Result :	Pass

Fall Time Test Result : Pass

ANSI X3.263-1995: 9.1.6 Rise Fall Symmetry

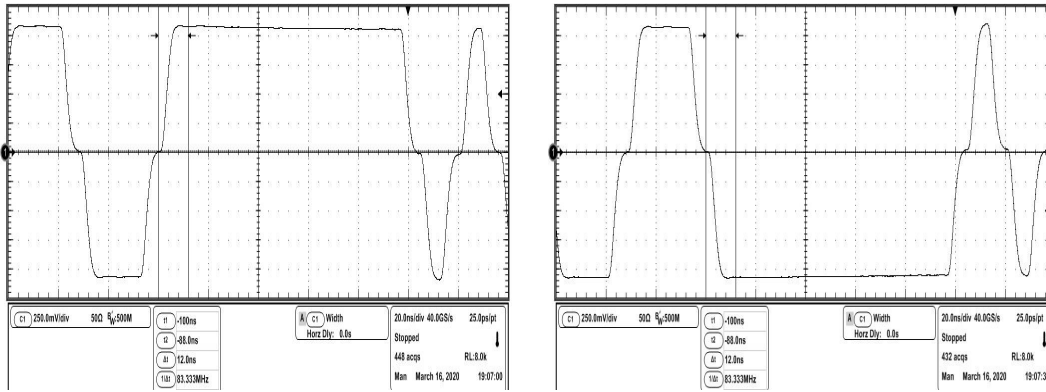


Rise/Fall Symmetry(+ve) :	176ps	Rise/Fall Symmetry(-ve) :	36.9ps
Spec Range: <500ps		Spec Range: <500ps	
Rise/Fall Symmetry(+ve) Result	Pass	Rise/Fall Symmetry(-ve) Result	Pass

Rise/Fall Symmetry(Max-Min) : 176ps

Rise/Fall Symmetry Result Pass

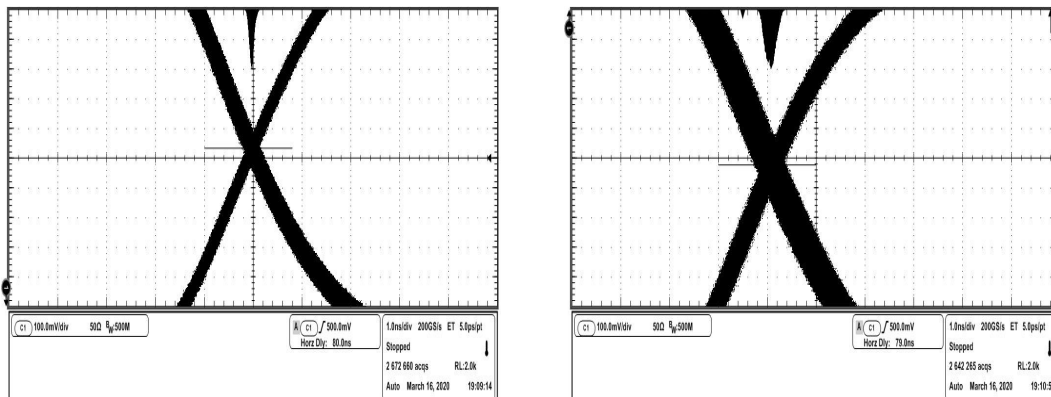
ANSI X3.263-1995: 9.1.3 Waveform Overshoot



Overshoot(+ve)	2.17%	Overshoot(-ve)	1.66%
Spec Range: <5%		Spec Range: <5%	
Overshoot(+ve) Result	Pass	Overshoot(-ve) Result	Pass

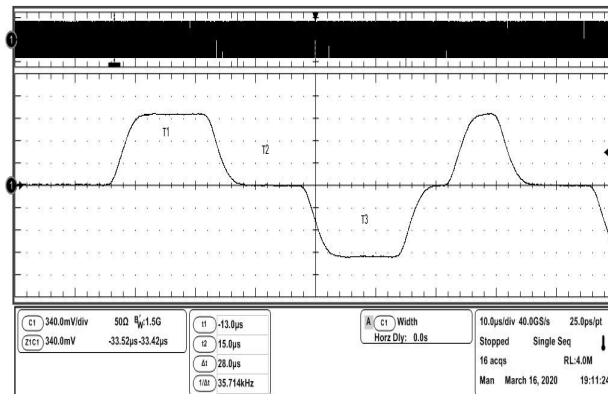
Waveform Overshoot Test Results Pass

ANSI X3.263-1995: 9.1.9 Transmit Jitter



Transmit Jitter(+ve)	370ps	Transmit Jitter(-ve)	660ps
Spec Range: <1.4ns		Spec Range: <1.4ns	
Transmit Jitter(+ve) Result	Pass	Transmit Jitter(-ve) Result	Pass

ANSI X3.263-1995: 9.1.8 Distortion(Duty Cycle)



Distortion(Duty Cycle) :	75.0ps
Spec Range: <500ps(+/-250ps)	
Distortion(Duty Cycle) Result :	
Pass	
T1 = 75.0ps	T2 = 75.0ps
T3 = 50.0ps	T4 = 2.4zs
T5 = 25.0ps	T6 = 50.0ps

ANSI X3.263-1995: 9.1.5 Transmitter Return Loss

Not Available

Frequency	Spec. Value	Measured Value	Result
		Not Available	
1 MHz	-16.00dB	Not Available	
10 MHz	-16.00dB	Not Available	
20 MHz	-16.00dB	Not Available	
30 MHz	-16.00dB	Not Available	
40 MHz	-13.50dB	Not Available	
50 MHz	-11.56dB	Not Available	
60 MHz	-9.97dB	Not Available	
70 MHz	-10.00dB	Not Available	
80 MHz	-10.00dB	Not Available	

Transmitter Return Loss Result Not Available

ANSI X3.263-1995: 9.1.5 Receiver Return Loss

Not Available

Frequency	Spec. Value	Measured Value	Result
		Not Available	
1 MHz	-16.00dB	Not Available	
10 MHz	-16.00dB	Not Available	
20 MHz	-16.00dB	Not Available	
30 MHz	-16.00dB	Not Available	
40 MHz	-13.50dB	Not Available	
50 MHz	-11.56dB	Not Available	
60 MHz	-9.97dB	Not Available	
70 MHz	-10.00dB	Not Available	
80 MHz	-10.00dB	Not Available	

Receiver Return Loss Result Not Available