

PA2	ERXD1	2	MAC
PA3	ERXD0	2	
PA4	ETXD3	2	
PA5	ETXD2	2	
PA6	ETXD1	2	
PA7	ETXD0	2	
PA8	ERXCLK	2	
PA9	ERXERR	2	
PA10	ERXDV	2	
PA11	EMDC	2	
PA12	EMDIO	2	
PA13	ETXEN	2	
PA14	ETXCK	2	
PA15	EGTXCLK	2	
PA16	ECLKIN	2	
PA17	TX-ER	2	

PB2	LCD-PWM	1	LCD
PB3			
PB4			
PB5	PA-SHDN	1	AUDIO
PB6	BCLK	2	PCM
PB7	SYNC	2	
PB8	DIN	2	
PB9	BL-EN	1	LCD
PB10	PI00	1	
PB11			
PB12	DOUT	2	PCM
PB13			
PB14	TMS	3	JTAG
PB15	TCK	3	
PB16	TDO	3	
PB17	TDI	3	TWI1
PB18	SCK	2	
PB19	SDA	2	
PB20	SCK	2	TWI2
PB21	SDA	2	
PB22	TX	2	UART0
PB23	RX	2	

PC2	NCLE	2	NAND
PC3	NCE1	2	eMMC
PC4	NCE0	2	
PC5	DS	3	
PC6	CMD	3	
PC7	CLK		
PC8	D0	3	
PC9	D1	3	
PC10	D2	3	
PC11	D3	3	
PC12	D4	3	
PC13	D5	3	
PC14	D6	3	
PC15	D7	3	
PC16	NWP	2	NAND
PC17	NCE2	2	
PC18	NCE3	2	
PC19			
PC20			
PC21			
PC22			
PC23	SPI-CS	2	NOR
PC24	RST	3	eMMC

PD4	LCD-D4	2	LCD
PD5	LCD-D5	2	
PD6	LCD-D6	2	
PD7	LCD-D7	2	
PD10	LCD-D10	2	
PD11	LCD-D11	2	
PD12	LCD-D12	2	
PD13	LCD-D13	2	
PD14	LCD-D14	2	
PD15	LCD-D15	2	
PD18	LCD-D18	2	
PD19	LCD-D19	2	
PD20	LCD-D20	2	
PD21	LCD-D21	2	
PD22	LCD-D22	2	
PD23	LCD-D23	2	
PD24	LCD-CLK	2	
PD25	LCD-DE	2	
PD26	LCD-HSYNC	2	
PD27	LCD-VSYNC	2	

PE2	HSYNC	3	CSI
PE3	VSYSN	3	
PE4	D0	3	
PE5	D1	3	
PE6	D2	3	
PE7	D3	3	
PE8	D4	3	
PE9	D5	3	
PE10	D6	3	
PE11	D7	3	

PF2	CLK	2	CARDO
PF3	CMD	2	
PF4	D3	2	
PF5	D2	2	

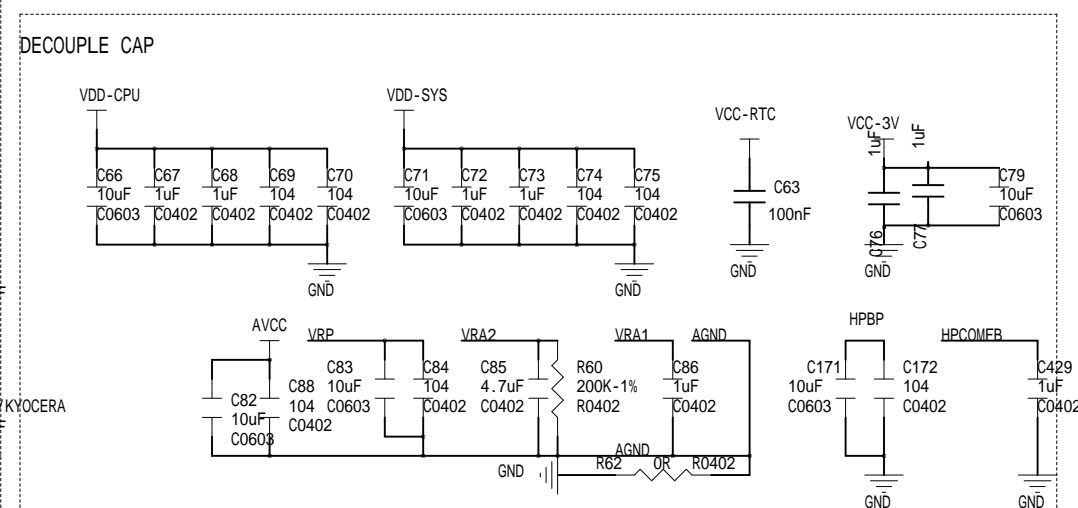
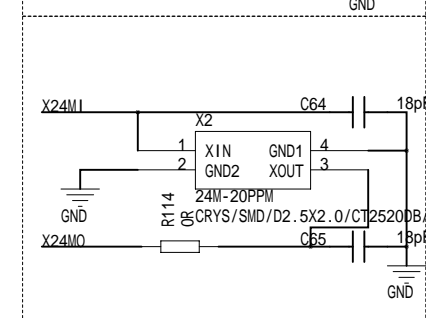
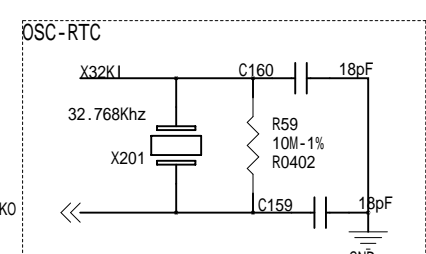
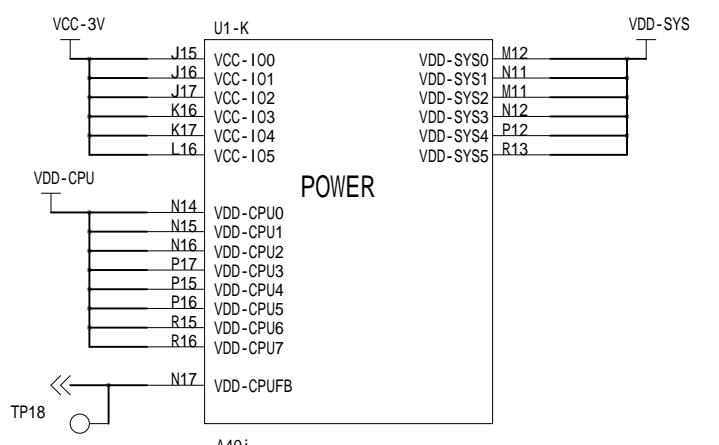
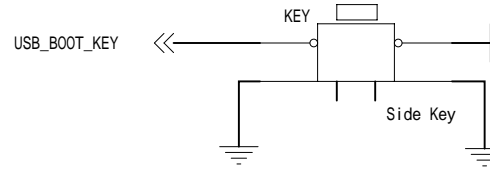
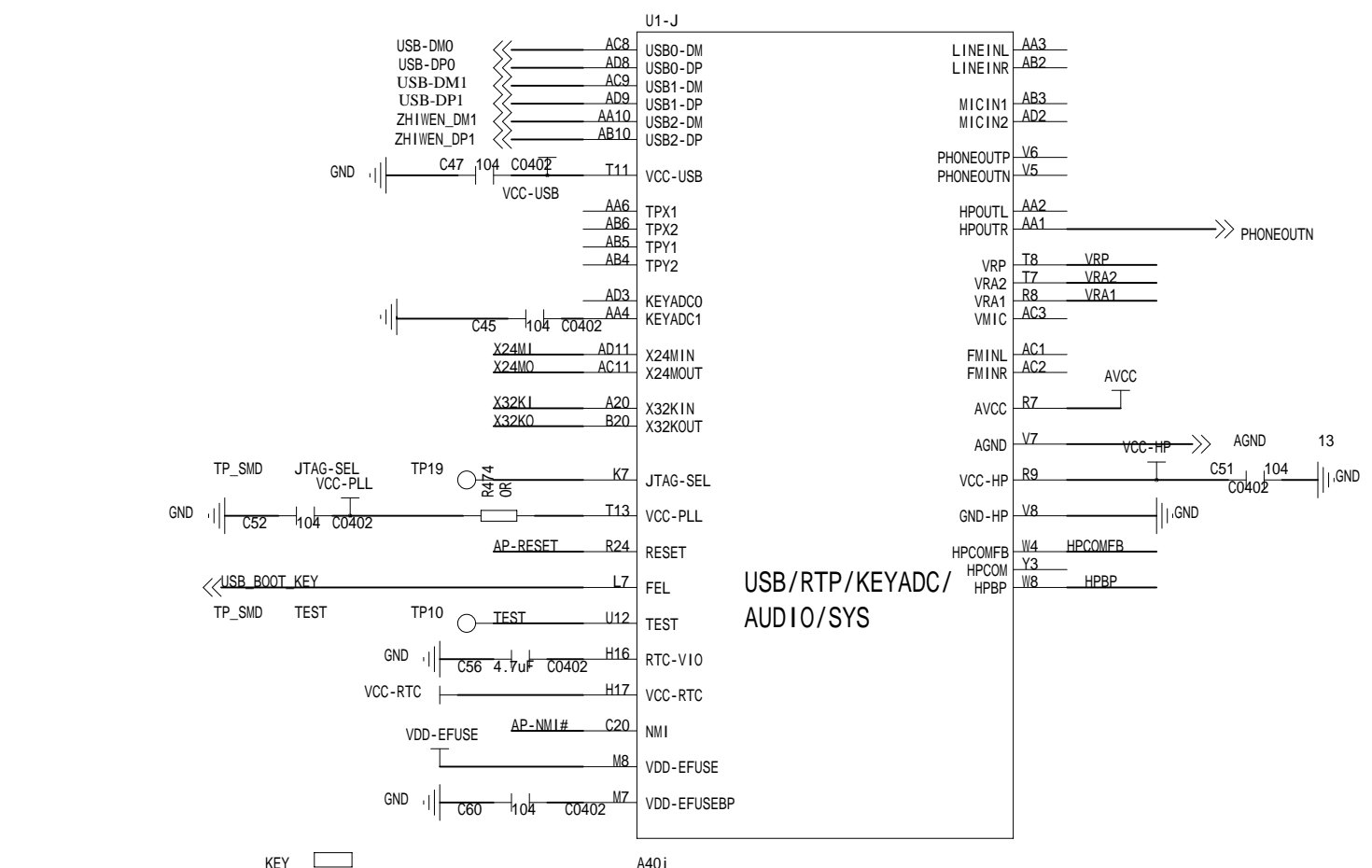
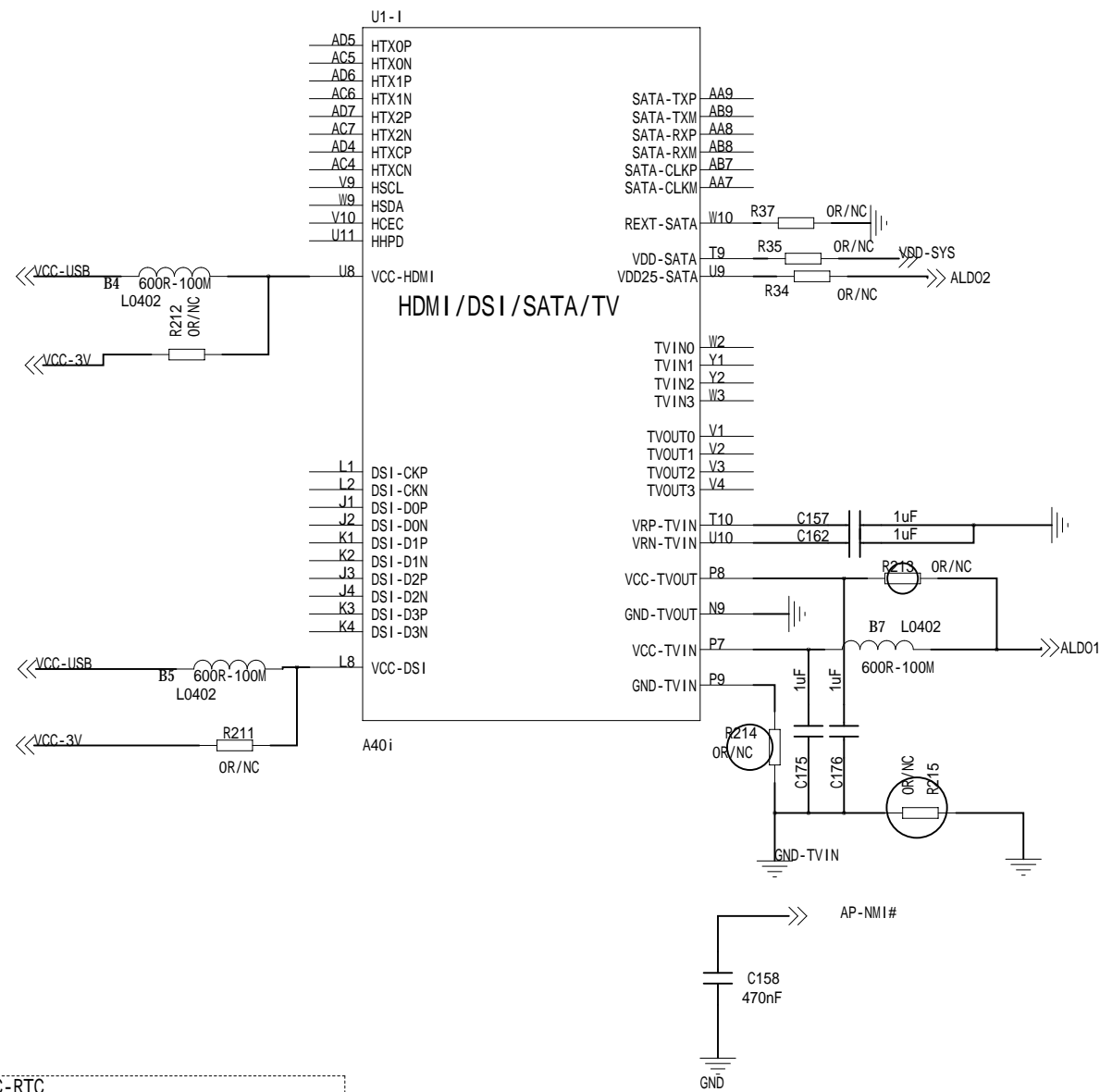
PIN	Define	CFG	Function
PG0	WL-SDIO-CLK	4	WIFI+BT
PG1	WL-SDIO-CMD	4	
PG2	WL-SDIO-D0	4	
PG3	WL-SDIO-D1	4	
PG4	WL-SDIO-D2	4	
PG5	WL-SDIO-D3	4	
PG6	BT-UART-RX	4	
PG7	BT-UART-TX	4	
PG8	BT-UART-CTS	4	
PG9	BT-UART-RTS	4	
PG10			
PG11			

PIN	Define	CFG	Function
PH0	REV-DET-AP	0	ACC
PH1	ACC-INT	6	
PH2	LCD-PI00	1	LCD
PH3	LCD-PI01	1	
PH4	WL-REG-ON	1	WIFI
PH5	UART4-RX	3	RADAR
PH6	UART5-TX	3	OBD
PH7	UART5-RX	3	
PH8	AP-WAKE-BT	1	WIFI
PH9	WL-WAKE-AP	6	
PH10	RD-PWR	1	RADAR
PH11	BT-WAKE-AP	1	BT
PH12	BT-RST	1	
PH13			
PH14	CTP-RST	1	CTP
PH15	CTP-INT	6	
PH16	USB-ID	0	USB0
PH17	USB0-VBUSDET	0	
PH18	CSI-RST	1	CTP
PH19	GPS-STBY	1	GPS
PH20	GPS-RST	1	
PH21	FMT-PWR	1	FMT
PH22	AP-WAKE-3G	1	3G
PH23	3G-RST	1	
PH24	3G-ON-OFF	1	
PH25	BB-PWR-BAT	1	
PH26	BB-WAKE-AP	0	
PH27	CAM-EN	1	CAM

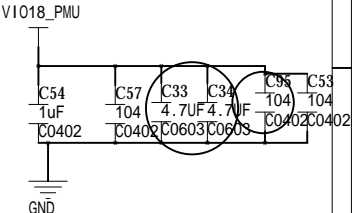

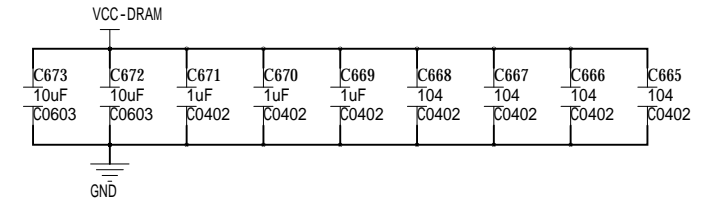
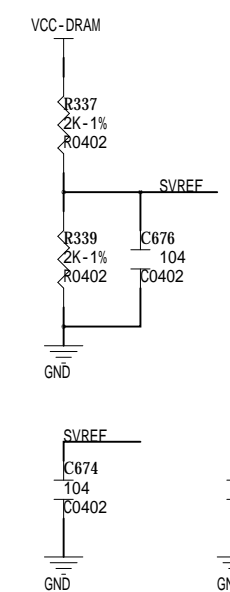

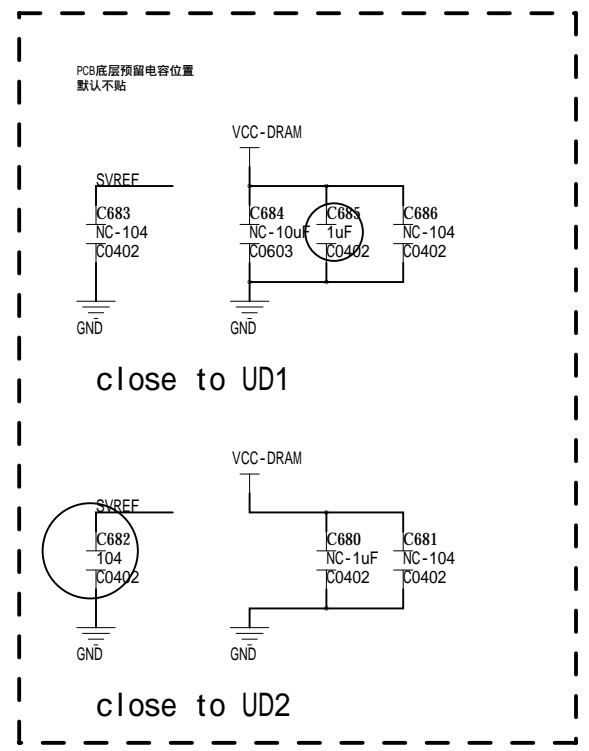
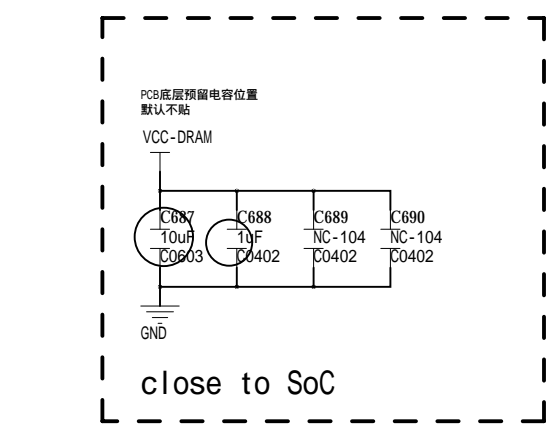
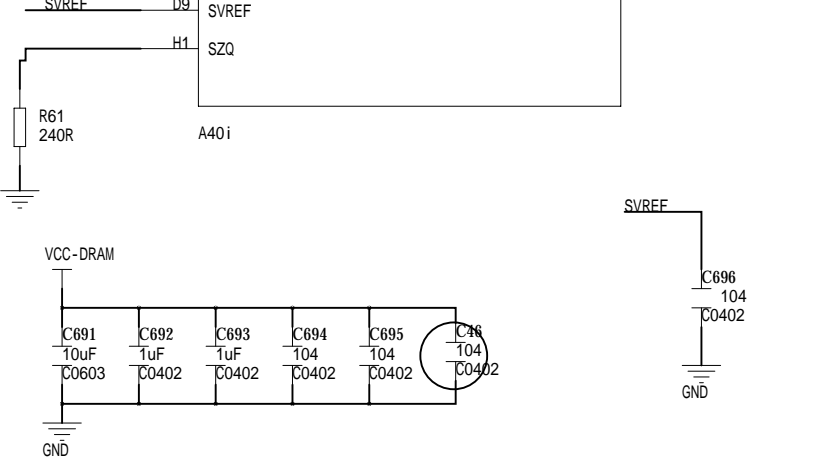
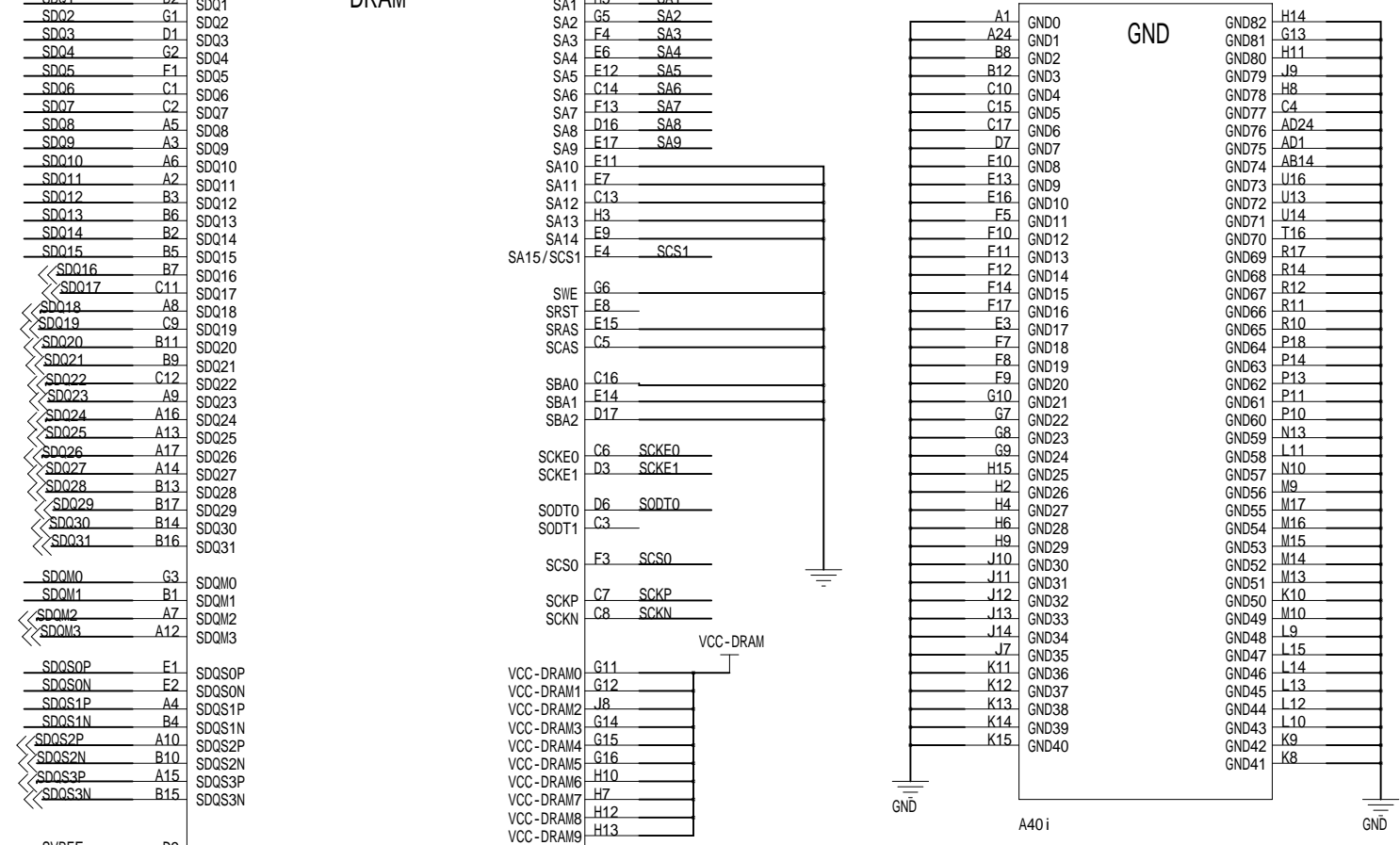
PIN	Define	CFG	Function
PI0	TWI3-SCK	2	TWI3
PI1	TWI3-SDA	2	
PI2	TWI4-SCK	2	TWI4
PI3	TWI4-SDA	2	
PI4	CMD	2	SDC3
PI5	CLK	2	
PI6	D0	2	
PI7	D1	2	
PI8	D2	2	
PI9	D3	2	
PI10	UART5-TX	3	UART5
PI11	UART5-RX	3	
PI12	32K OUT	4	WIFI
PI13	DRVVBUS	1	USB0
PI14	CARDOPWR	1	CARDO
PI15	CARD3PWR	1	CARD3
PI16	UART2-CTS	3	UART2
PI17	UART2-RTS	3	
PI18	UART2-RX	3	
PI19	UART2-TX	3	
PI20	SDC0-DET	0	SDC0
PI21	UART7-RX	3	UART7

AXP221S

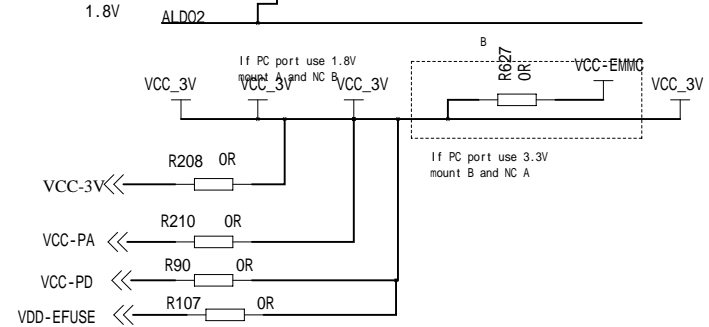
PIN	Define	Function
GPI00	CTP	CTP
GPI01	GS-INT	G-SENSOR



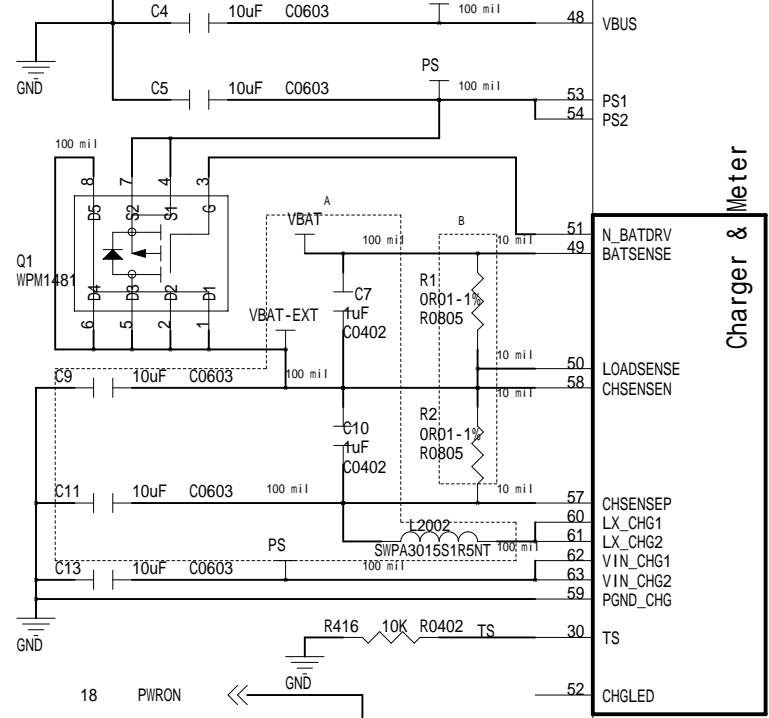
AllWinner Technology Co.,Ltd			
Design Name		A40i	
Size B	Page Name	Rev ?	
	CPU		
Date:	Wednesday, July 25, 2018	Sheet	3 of 17



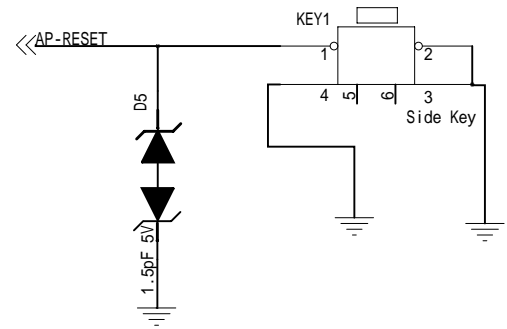
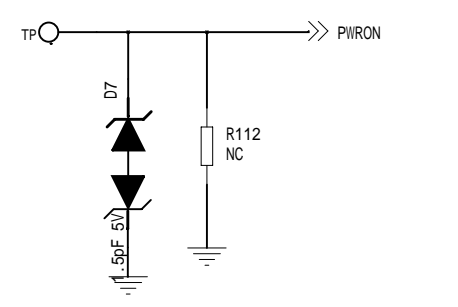
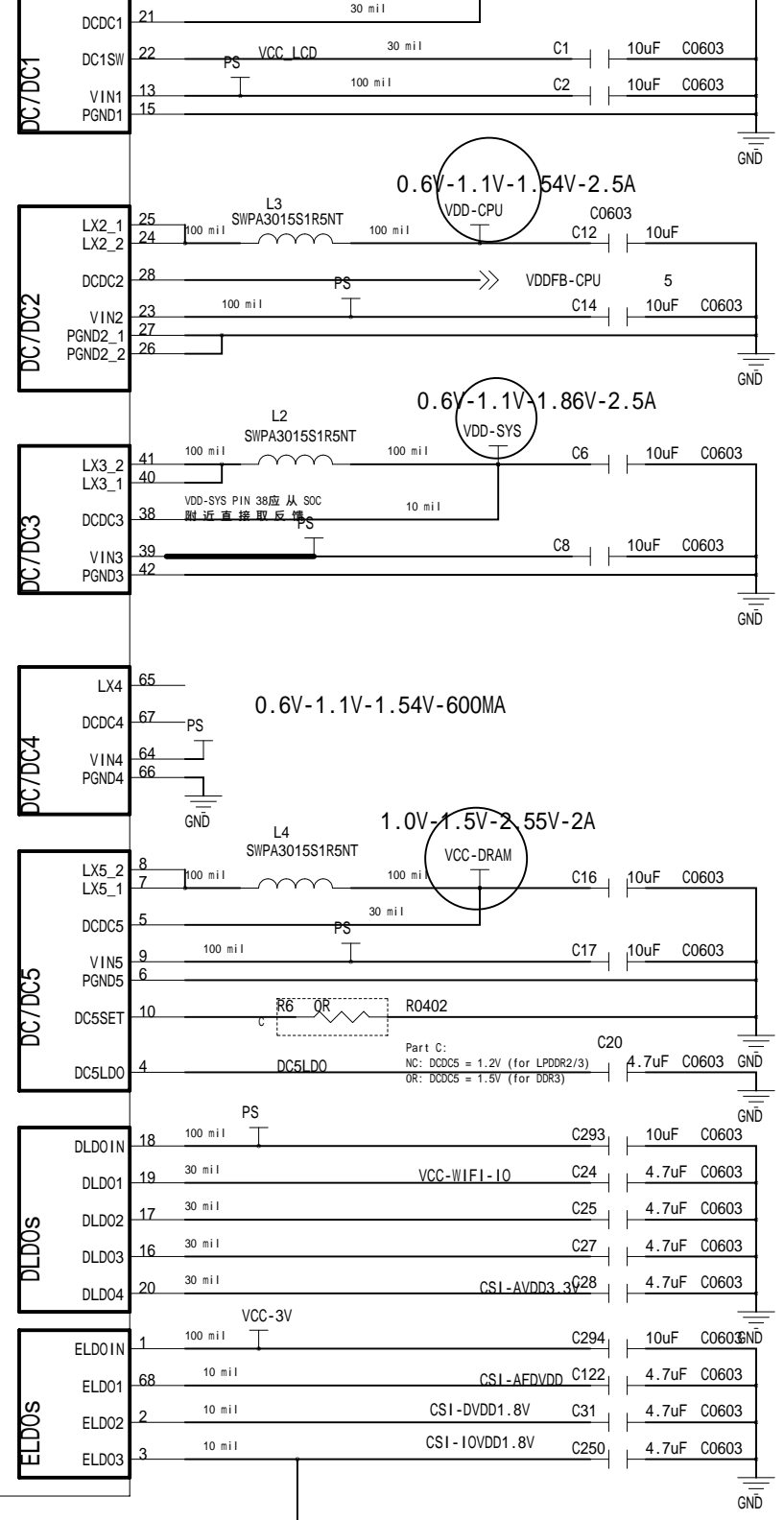
AllWinner Technology Co.,Ltd			
Design Name			
A40i			
Size	Page Name	Rev	
B	DDR3_16X2	?	
Date:	Wednesday, July 25, 2018	Sheet	4 of 17



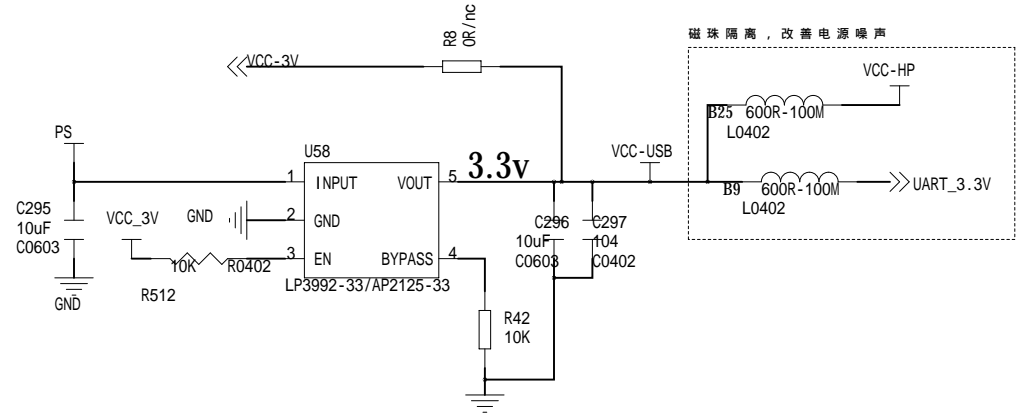
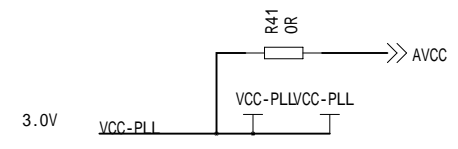
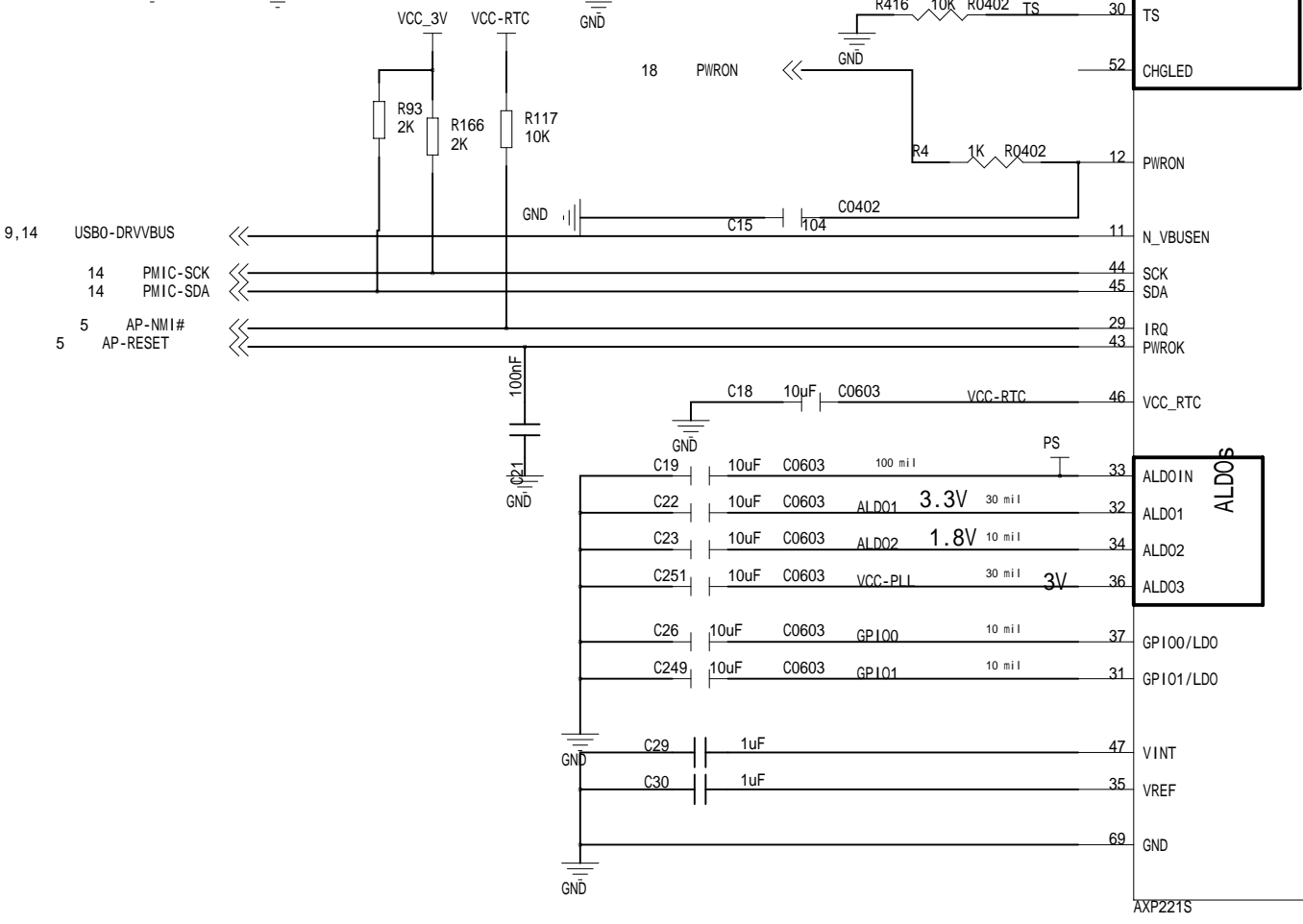
NOTE:
 vth < 1.5V & R < 30mohm & vgs = 4.5V
 P-MOSFET Option:
 1. WPM1481
 2. ACE5801



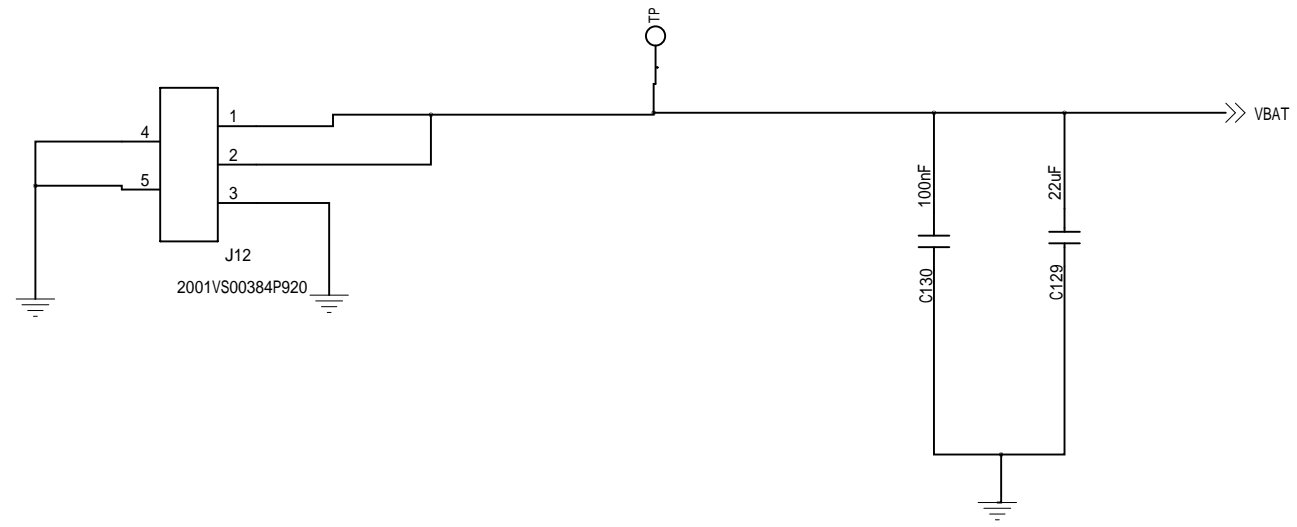
Charger & Meter



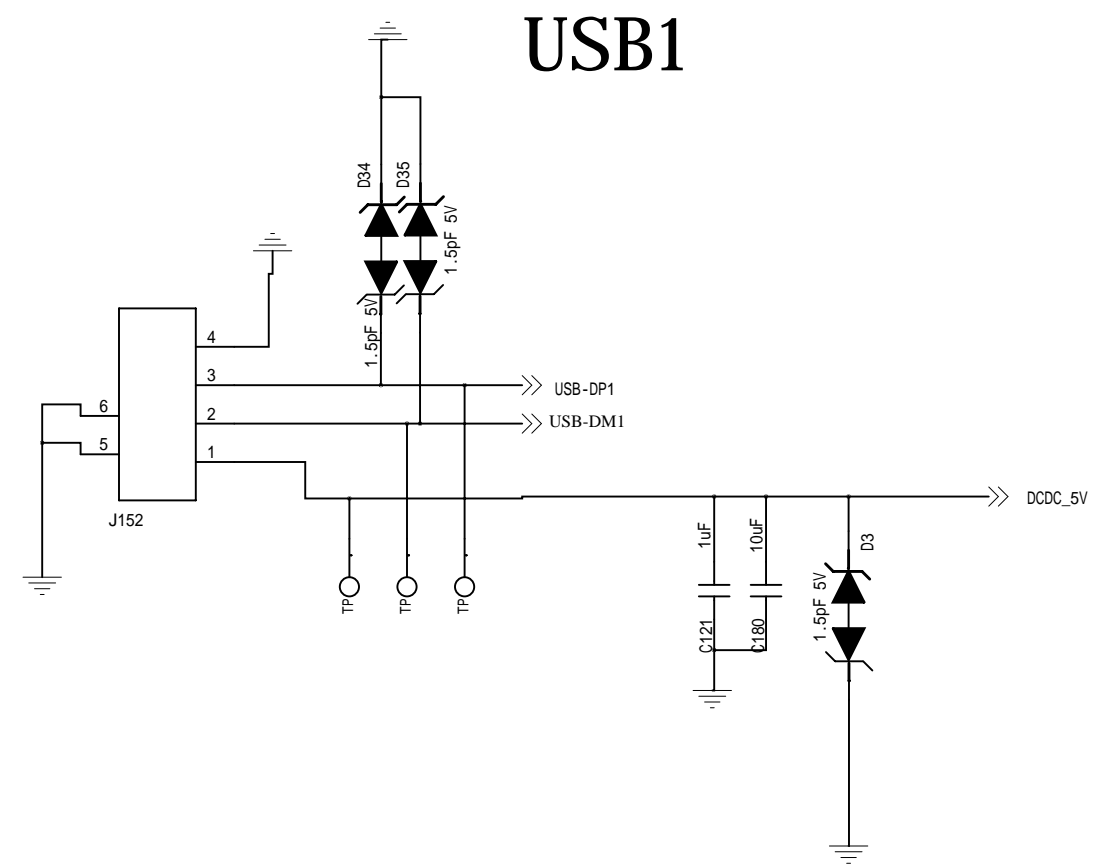
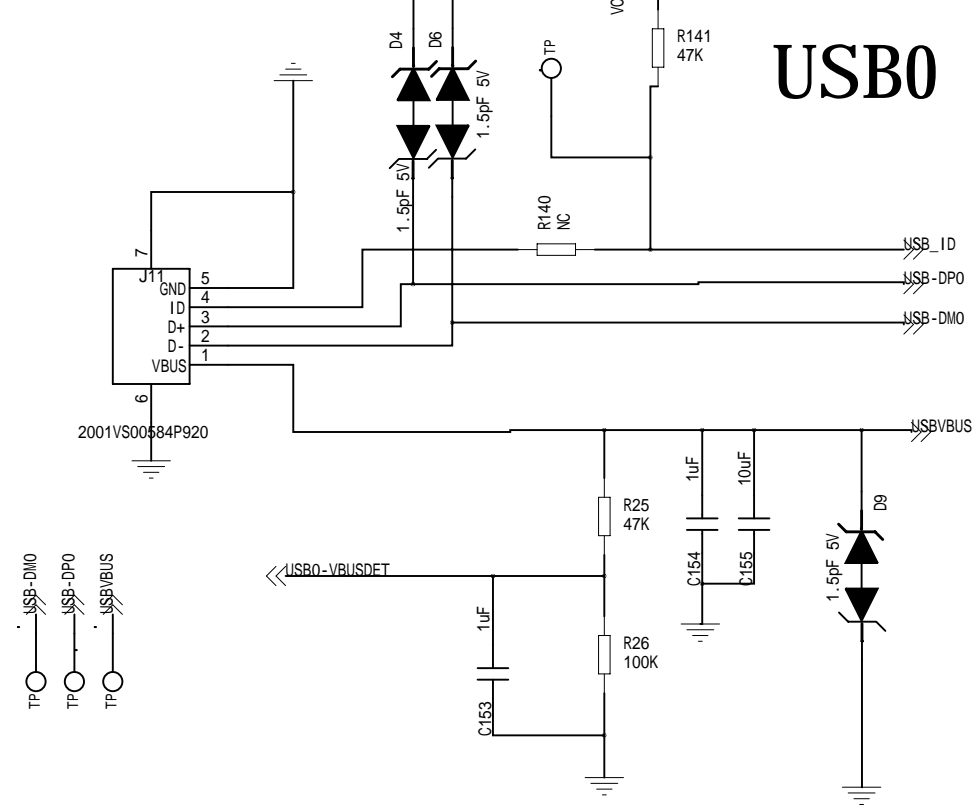
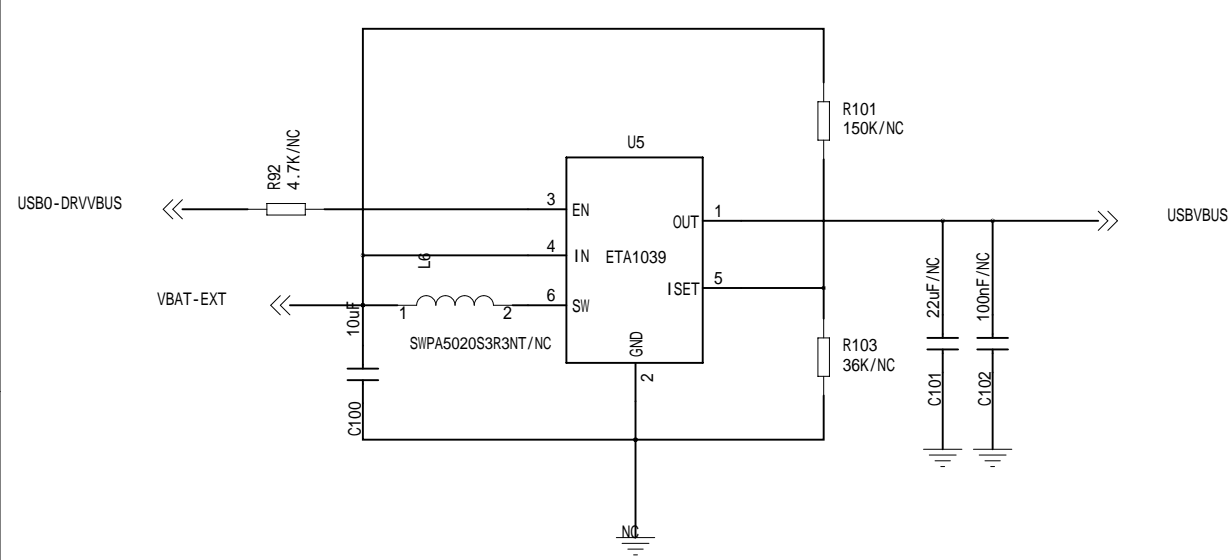
方案无电池时，A部分不贴，B部分可以改为OR或者直接短接



AllWinner Technology Co., Ltd			
Design Name		A40i	
Size B	Page Name	Rev ?	
	PMIC		
Date:	Wednesday, July 25, 2018	Sheet	5 of 17

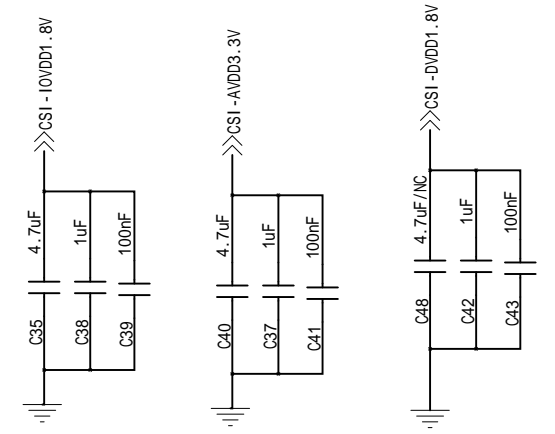
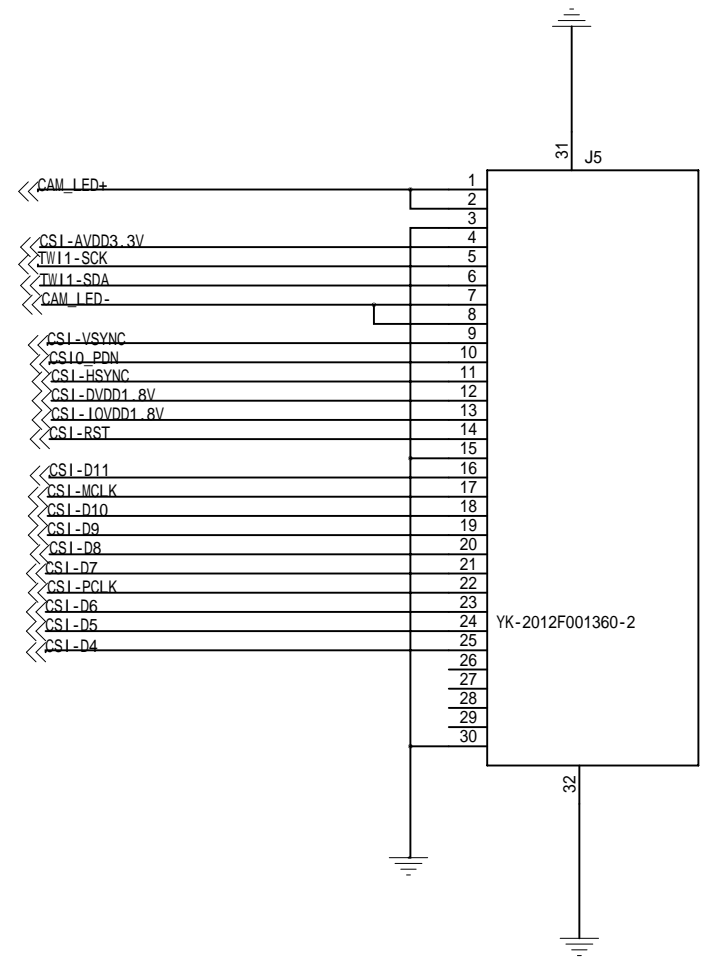
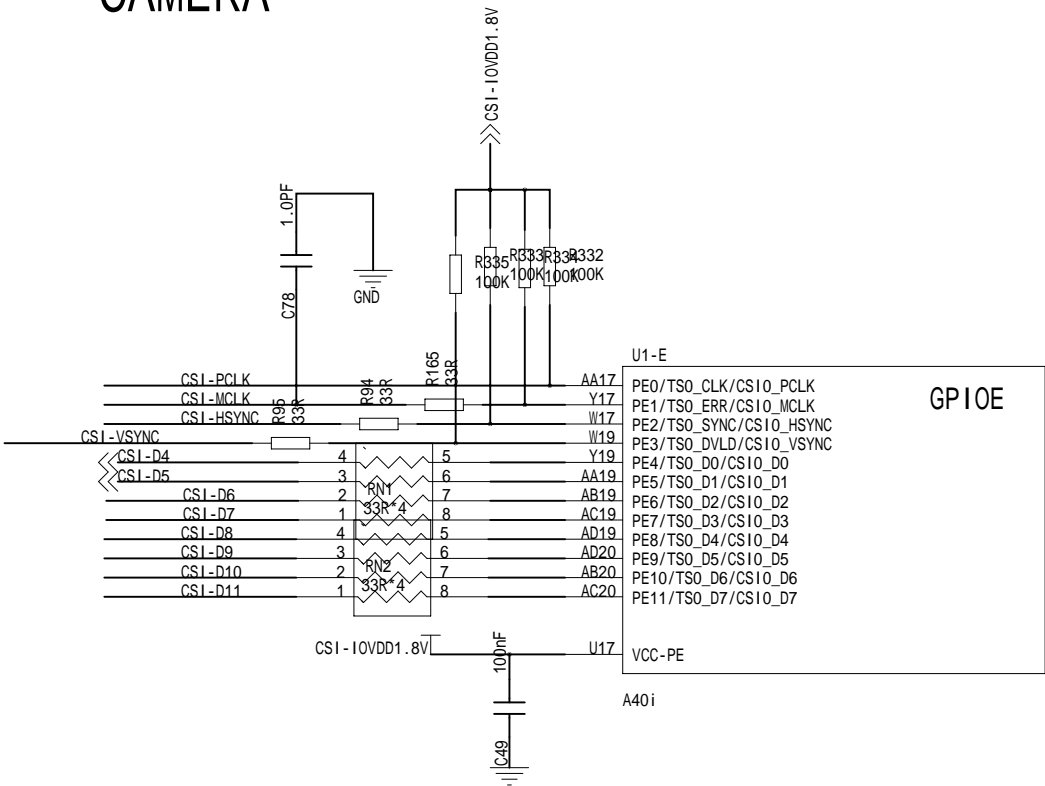


AllWinner Technology Co.,Ltd			
Design Name		A40i	
Size B	Page Name POWER	Rev ?	
Date:	Wednesday, July 25, 2018	Sheet	6 of 17

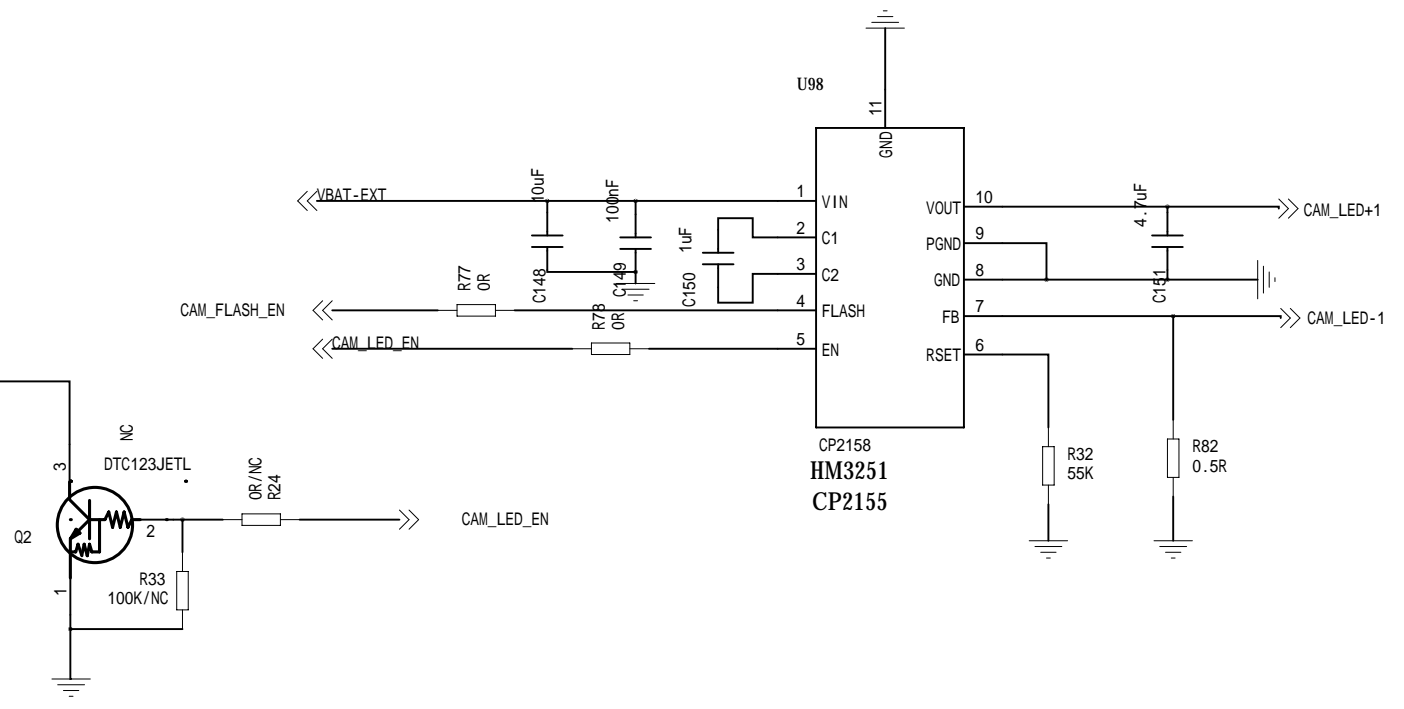
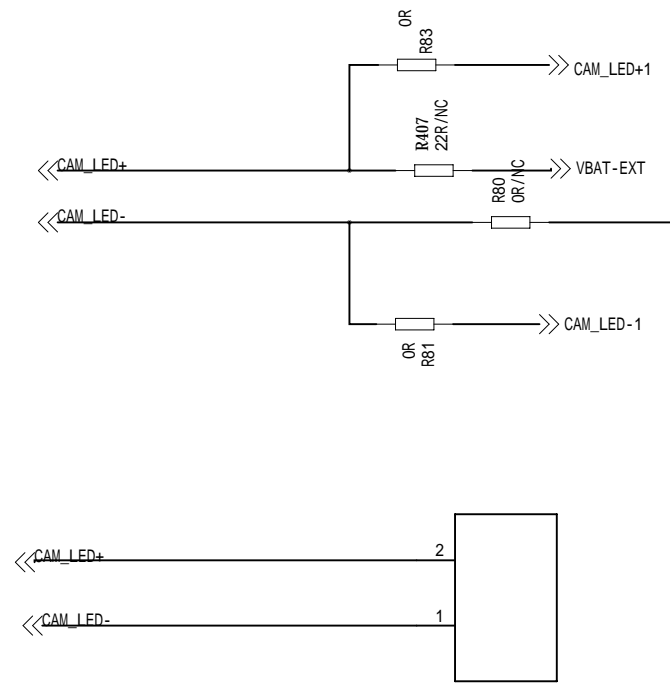
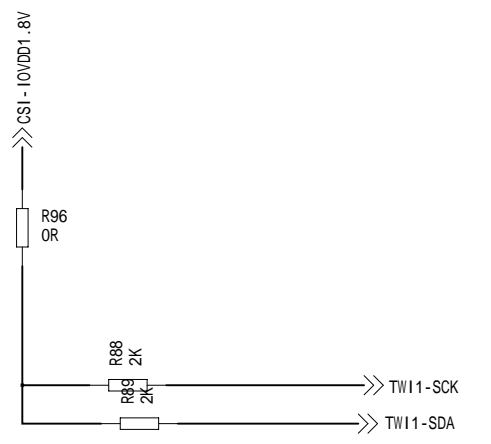


AllWinner Technology Co.,Ltd		
Design Name		
A40i		
Size	Page Name	Rev
B	HDMI - USB0	?
Date:	Wednesday, July 25, 2018	Sheet 7 of 17

CAMERA


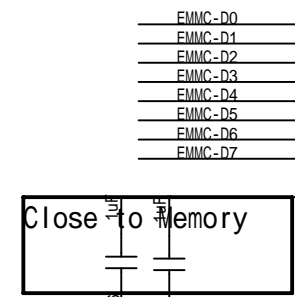
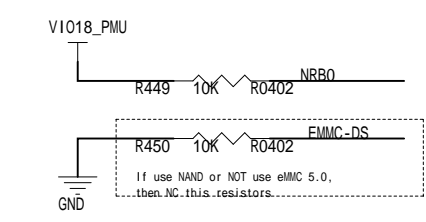
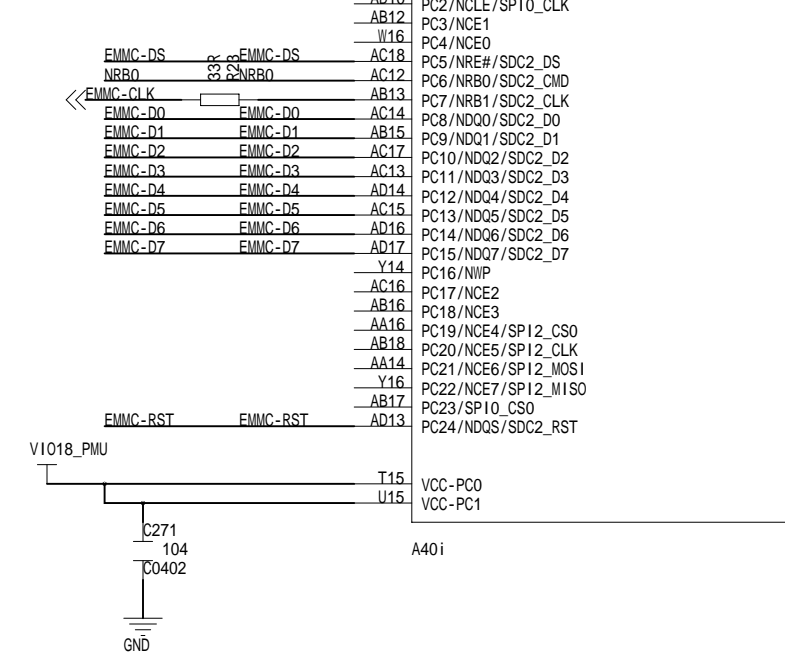


ÉäĩñĪ · LEDµÆ

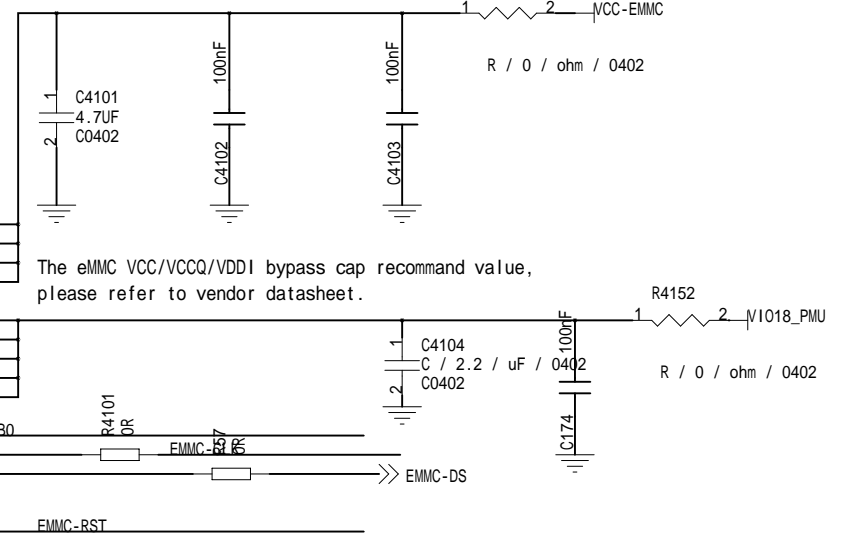


AllWinner Technology Co.,Ltd		
Design Name A40i		
Size B	Page Name SATA-CARDO-CAMERA	Rev ?
Date: Wednesday, July 25, 2018	Sheet 8	of 17

153 ball eMMC_TLC


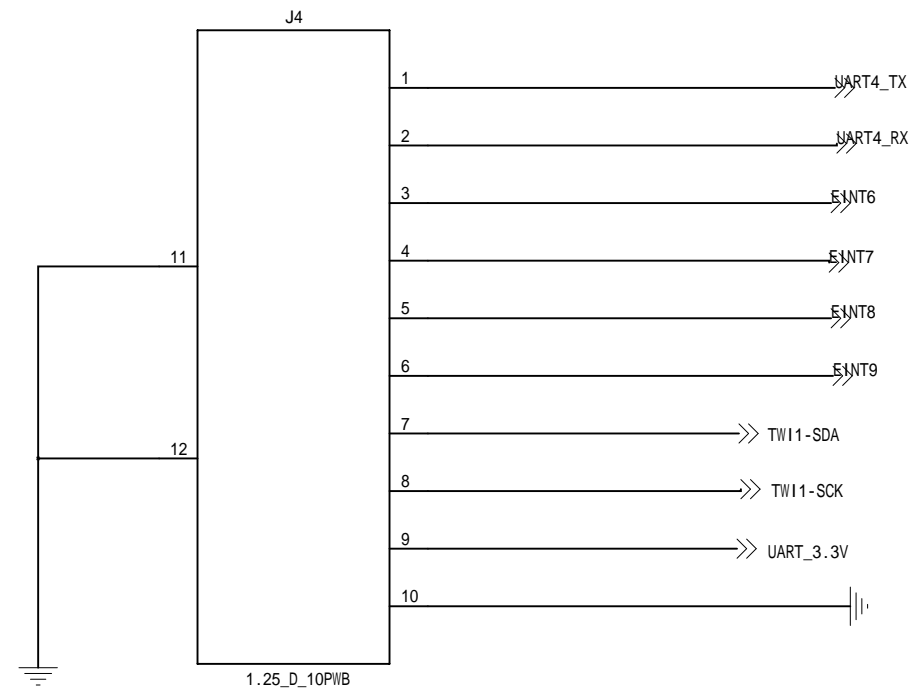


EMMC-D0	A3	DATE0/I04	VCC	E6
EMMC-D1	A4	DAT1/I07	VCC	F5
EMMC-D2	A5	DAT2/RB1	VCC	J10
EMMC-D3	B2	DAT3/ALE	VCC	K9
EMMC-D4	B3	DAT4/I05	VCCQ	C6
EMMC-D5	B4	DAT5/I06	VCCQ	M4
EMMC-D6	B5	DAT6/CLE	VCCQ	N4
EMMC-D7	B6	DAT7/WP	VCCQ	P3
	C2	VDD1	VCCQ	P5
	C4	VSSQ	VSS	E7
	N2	VSSQ	VSS	G5
	N5	VSSQ	VSS	H10
	P4	VSSQ	VSS	K8
	P6	VSSQ	VSS	A6
	J5	VSS	VSS	J5
	K6	RFU/I00	RFU	E9
	K7	RFU/I01	RFU	E10
	K10	RFU/I02	RFU	F10
	P10	RFU/I03	RFU	G10
	P7	RFU/CE1	RFU	A7
		RFU/CE2	RFU	E8
		RFU/RB2	RFU	E5
		RFU/VREF	RFU	G3
		NC	NC	C1
		NC	NC	C3
		NC	NC	C7
		NC	NC	C8
		NC	NC	C9
		NC	NC	C10
		NC	NC	C11
		NC	NC	C12
		NC	NC	C13
		NC	NC	C14
		NC	NC	D1
		NC	NC	D2
		NC	NC	D3
		NC	NC	D12
		NC	NC	D13
		NC	NC	D14
		NC	NC	E1
		NC	NC	E2
		NC	NC	E3
		NC	NC	E12
		NC	NC	E13
		NC	NC	E14
		NC	NC	F1
		NC	NC	F2
		NC	NC	F3
		NC	NC	F12
		NC	NC	F13
		NC	NC	F14
		NC	NC	G1
		NC	NC	G2
		NC	NC	G12
		NC	NC	G13
		NC	NC	G14
		NC	NC	J1
		NC	NC	J2
		NC	NC	J3
		NC	NC	J12
		NC	NC	J13
		NC	NC	J14
		NC	NC	L1
		NC	NC	L2
		NC	NC	L3
		NC	NC	L12
		NC	NC	L13
		NC	NC	L14
		NC	NC	N1
		NC	NC	N3
		NC	NC	N6
		NC	NC	N7
		NC	NC	N8
		NC	NC	N9
		NC	NC	N10
		NC	NC	N11
		NC	NC	N12
		NC	NC	N13
		NC	NC	N14
		NC	NC	C5



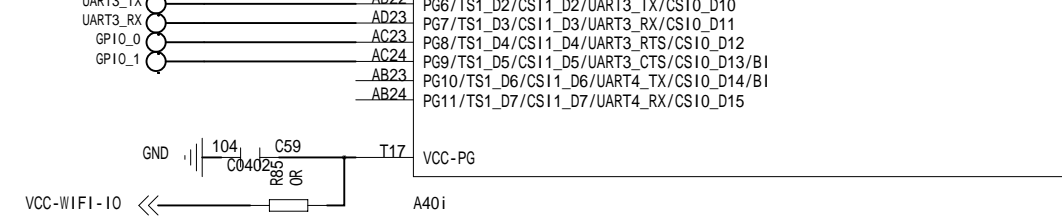
The eMMC VCC/VCCQ/VDD1 bypass cap recommend value, please refer to datasheet.

AllWinner Technology Co.,Ltd		
Design Name		
A40i		
Size	Page Name	Rev
B	EMMC-NAND-NOR	?
Date:	Wednesday, July 25, 2018	Sheet 9 of 17

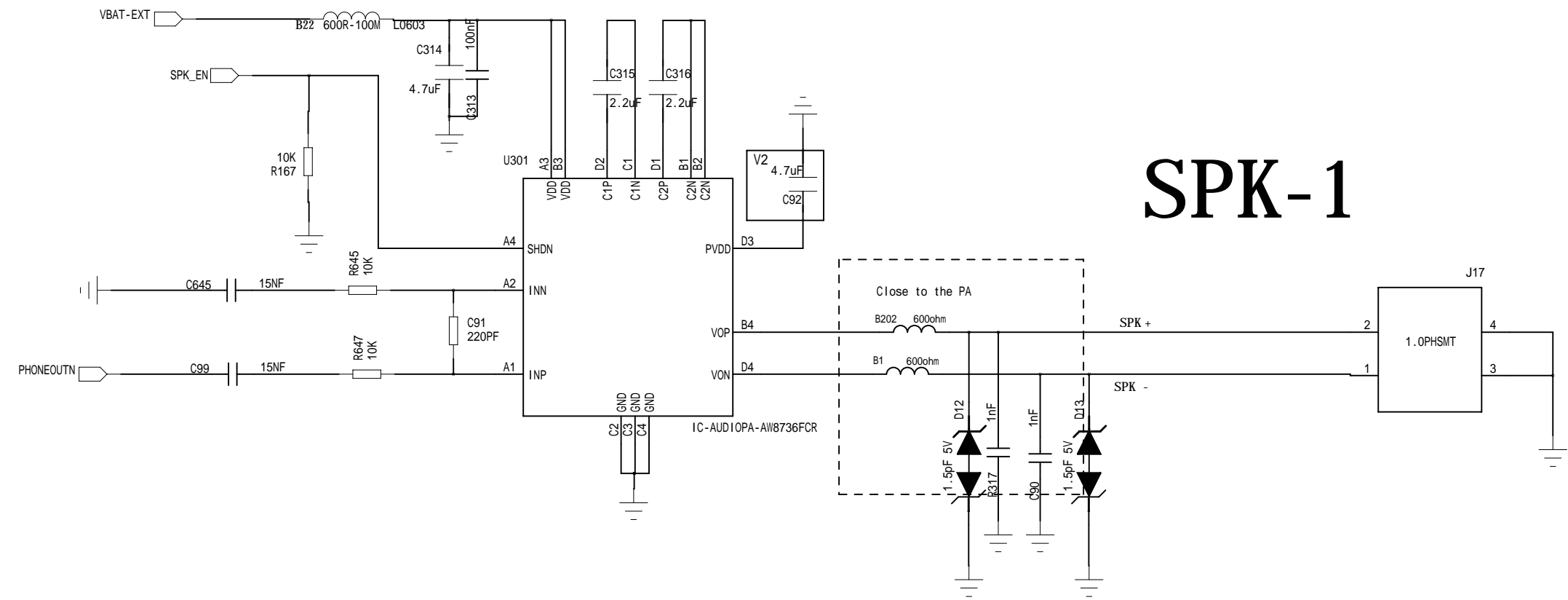


A40i

Allwinner Technology Co., Ltd			
Design Name: STD			
Size: B	Page Name: MISC	Rev: ?	
Date: Wednesday, July 25, 2018	Sheet: 11	of 17	



AllWinner Technology Co.,Ltd			
Design Name		A40i	
Size	Page Name	Rev	
B	WIFI1	?	
Date:	Wednesday, July 25, 2018	Sheet	12 of 17



SPK-1

6

5

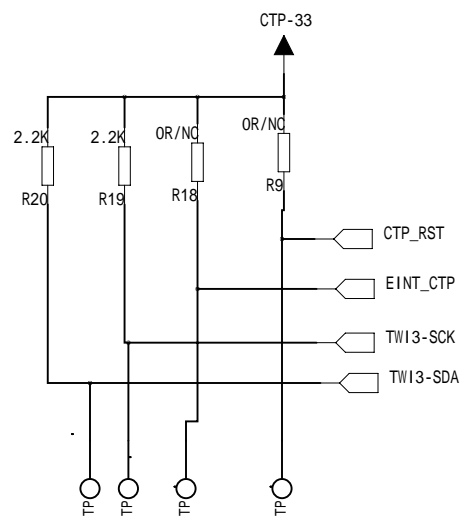
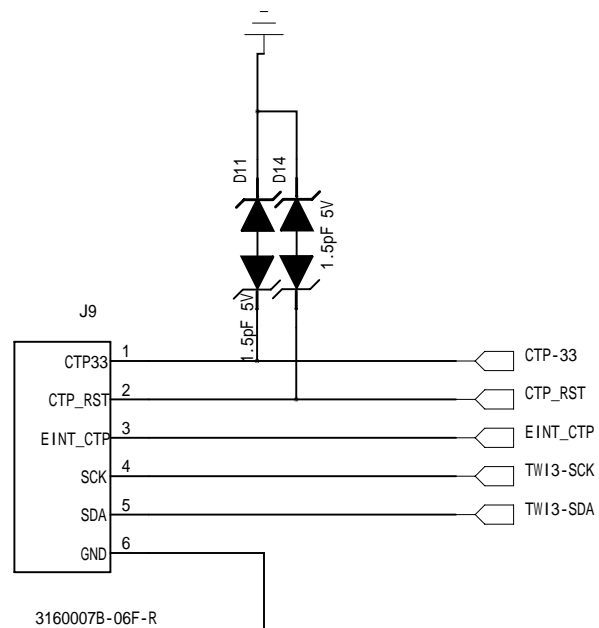
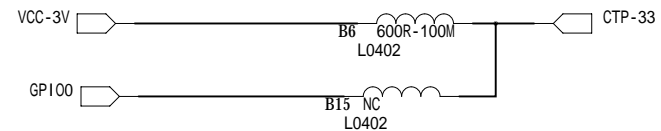
4

3

2

1

REVISION RECORD			
LTR	ECO NO:	APPROVED:	DATE:



COMPANY: <Company Name>

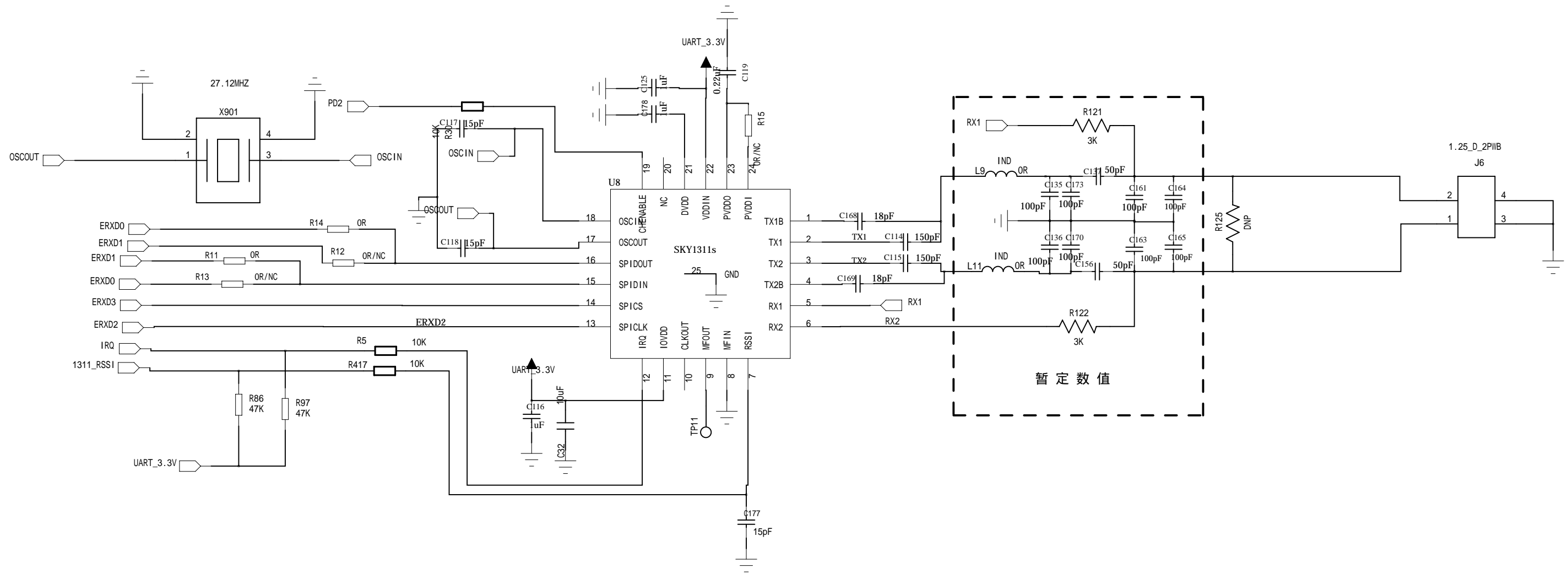
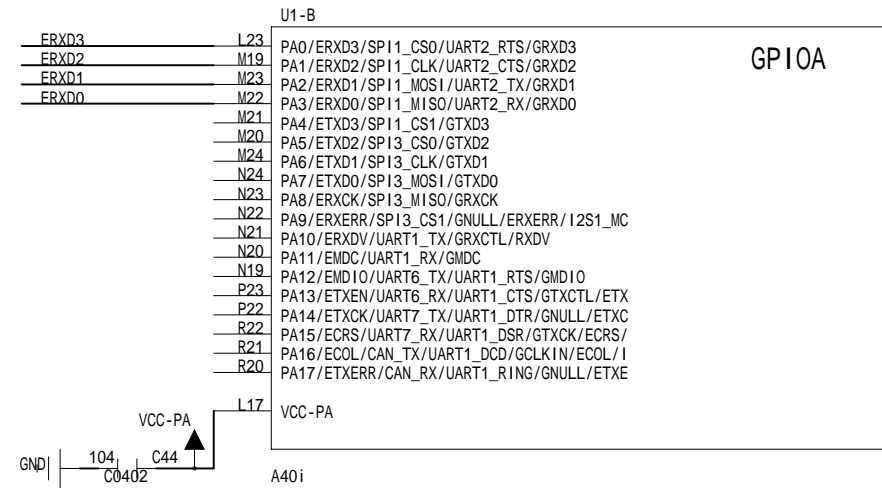
TITLE: <Title>

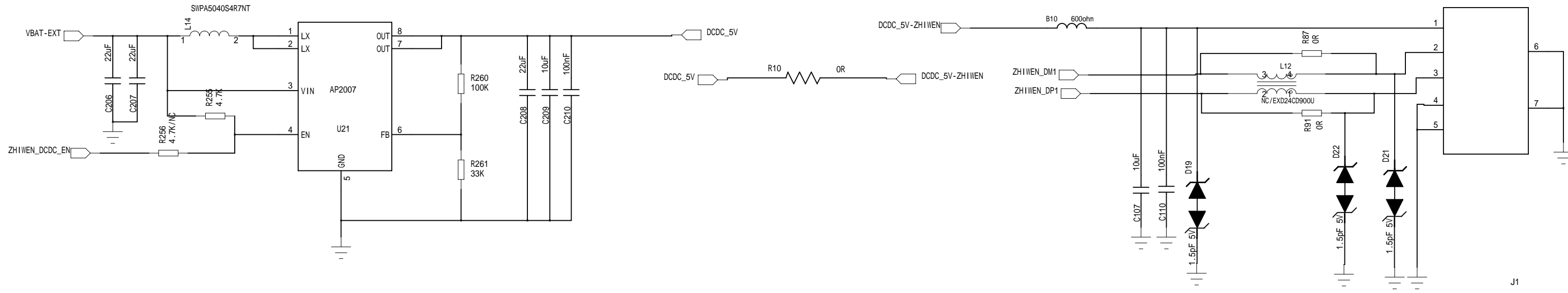
DRAWN: <Drawn By>	DATED: <Drawn Date>
CHECKED: <Checked By>	DATED: <Checked Date>
QUALITY CONTROL: <QC By>	DATED: <QC Date>
RELEASED: <Released By>	DATED: <Release Date>

CODE:	SIZE:	DRAWING NO:	REV:
<Code>	B	<Drawing Number>	<Revision>

SCALE: <Scale> SHEET: 14F 17

非接读卡器

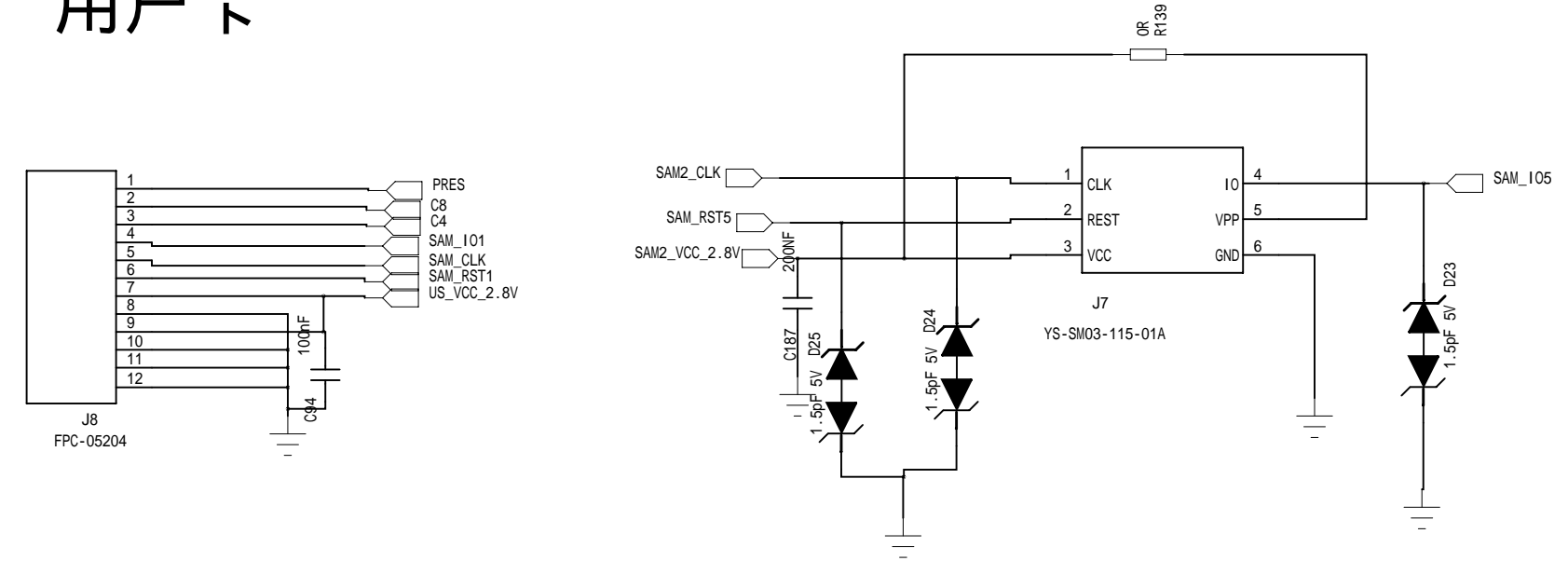
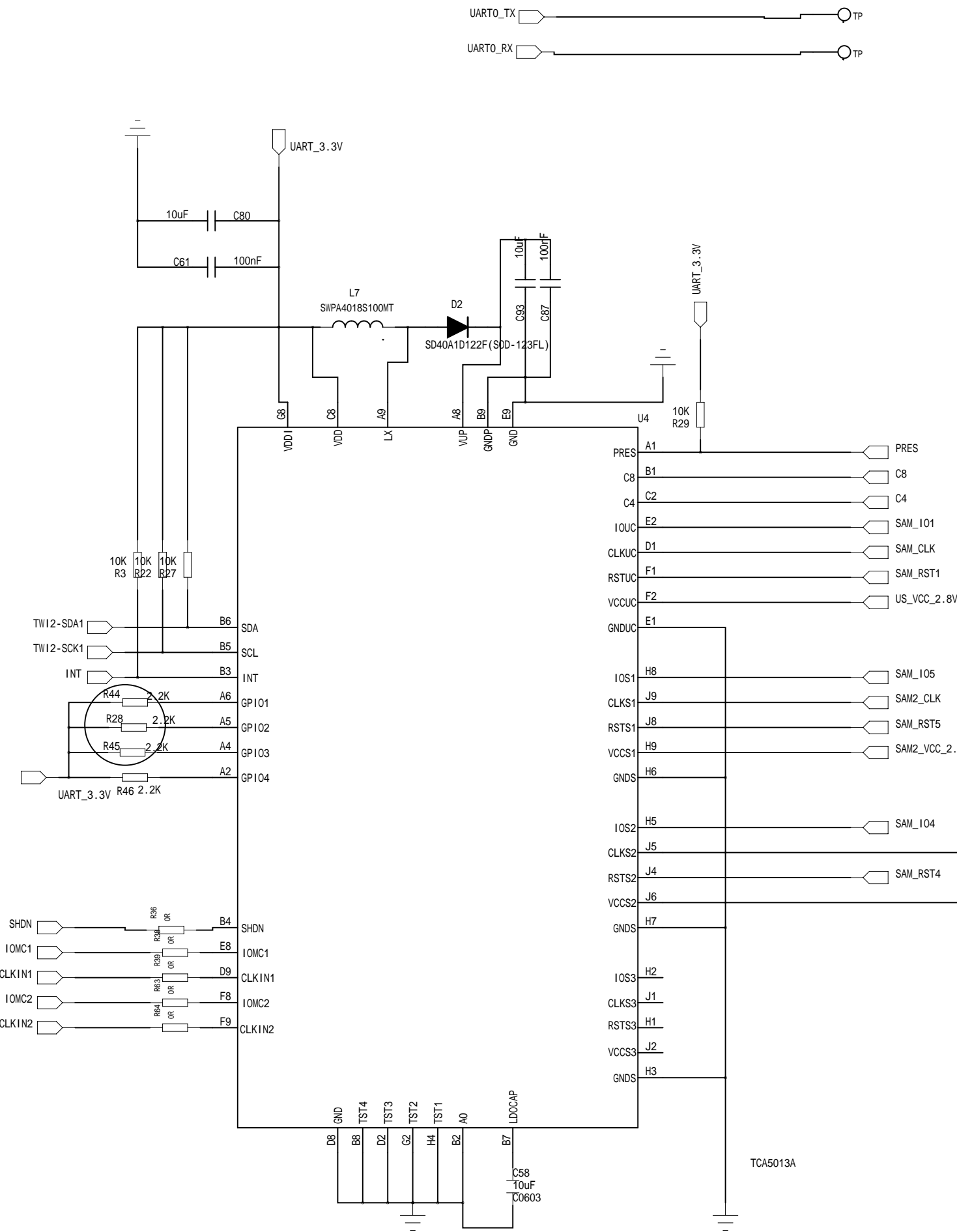




J1
1.25_D_5PWIB

PSAM卡1

用户卡



PSAM卡2

