



G-bit std. Ethernet



DP83867

SGMII or RGMII



DP83TG720



G-bit automotive Ethernet



config/status



LED's &
DIP SW



MSP40F5510



Power

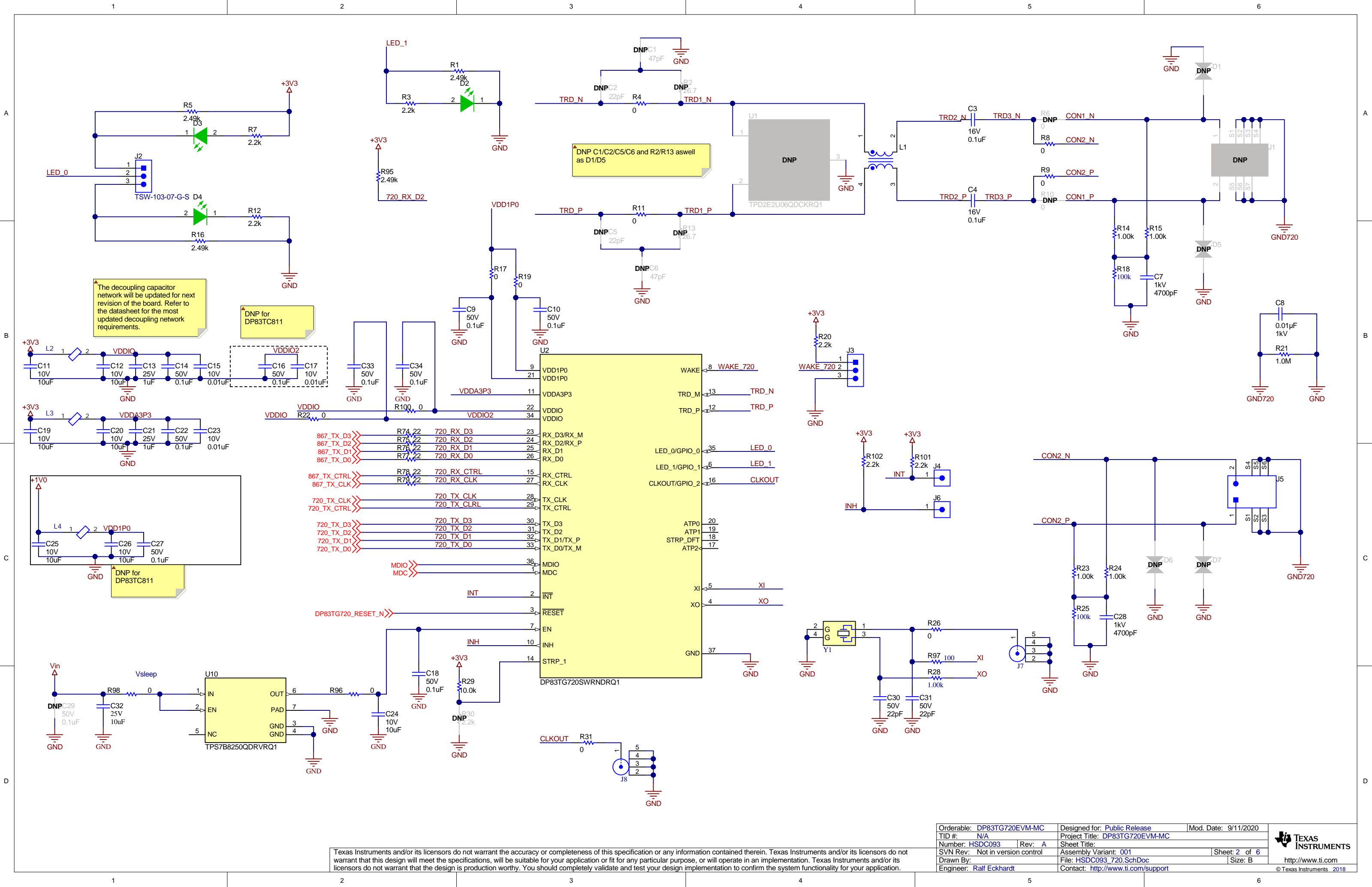


Micro
USB



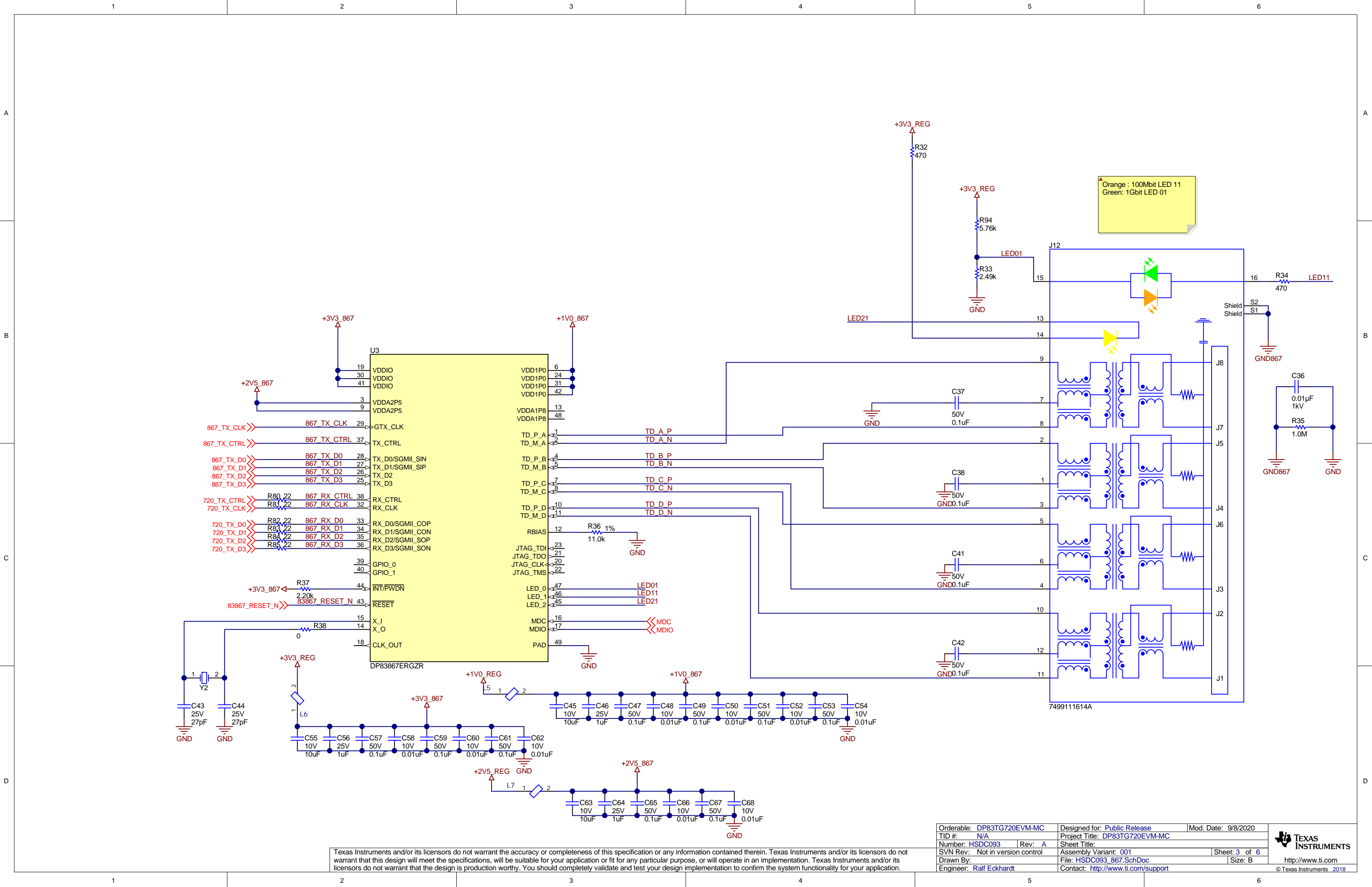
Texas Instruments and/or its licensors do not warrant the accuracy or completeness of this specification or any information contained therein. Texas Instruments and/or its licensors do not warrant that this design will meet the specifications, will be suitable for your application or fit for any particular purpose, or will operate in an implementation. Texas Instruments and/or its licensors do not warrant that the design is production worthy. You should completely validate and test your design implementation to confirm the system functionality for your application.

Orderable: DP83TG720EVM-MC	Designed for: Public Release	Mod. Date: 9/14/2020
TID #: N/A	Project Title: DP83TG720EVM-MC	
Number: HSDC093	Rev: A	Sheet Title:
SVN Rev: Not in version control	Assembly Variant: 001	Sheet: 1 of 6
Drawn By:	File: HSDC093_Cover_Sheet.SchDoc	Size: B
Engineer: Ralf Eckhardt	Contact: http://www.ti.com/support	



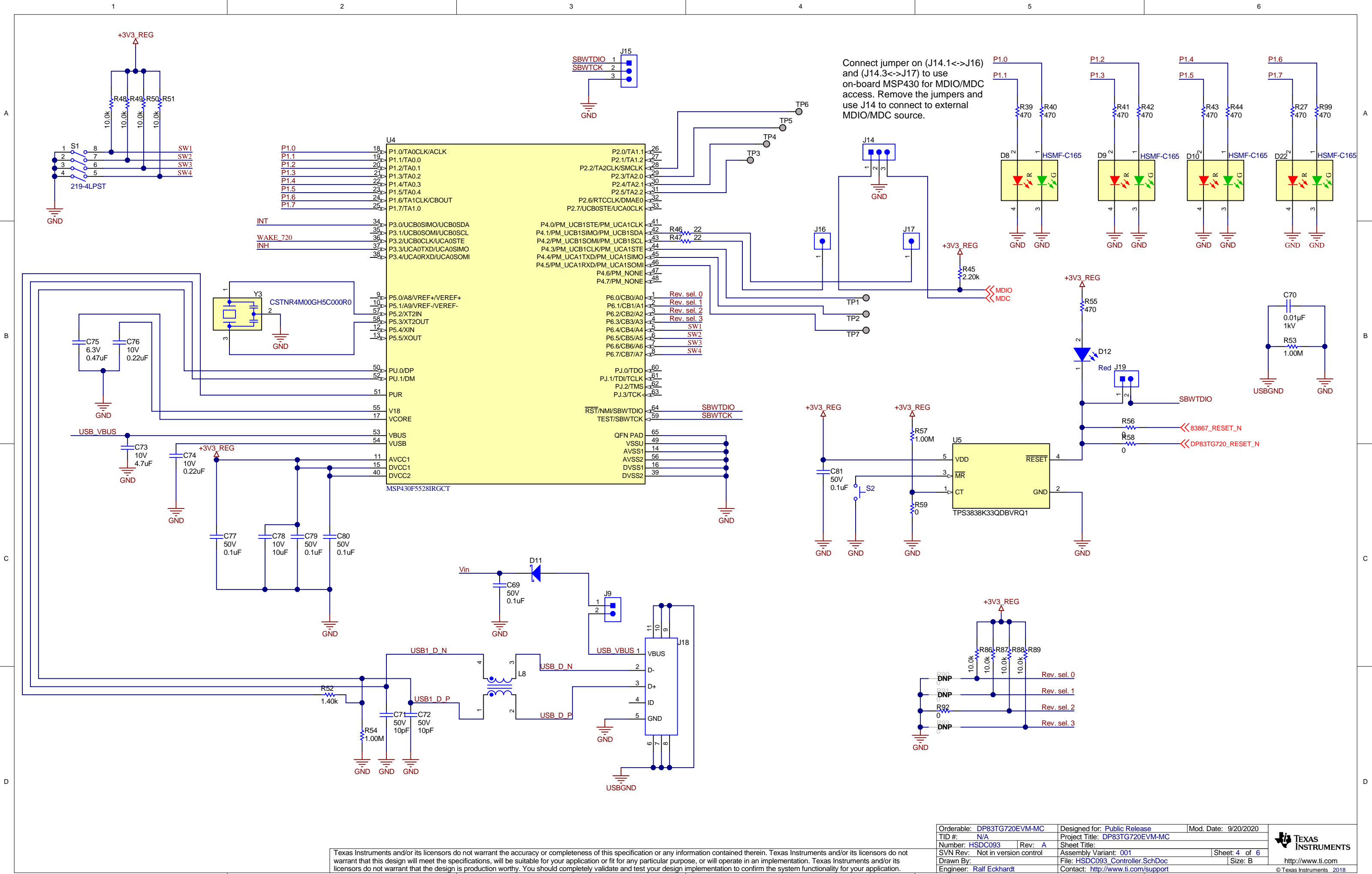
Texas Instruments and/or its licensors do not warrant the accuracy or completeness of this specification or any information contained therein. Texas Instruments and/or its licensors do not warrant that this design will meet the specifications, will be suitable for your application or fit for any particular purpose, or will operate in an implementation. Texas Instruments and/or its licensors do not warrant that the design is production worthy. You should completely validate and test your design implementation to confirm the system functionality for your application.


Orderable: DP83TG720EVM-MC	Designed for: Public Release	Mod. Date: 9/11/2020
TID #: N/A	Project Title: DP83TG720EVM-MC	
Number: HSDC093	Rev: A	Sheet Title:
SVN Rev: Not in version control	Assembly Variant: 001	Sheet: 2 of 6
Drawn By:	File: HSDC093_720.SchDoc	Size: B
Engineer: Ralf Eckhardt	Contact: http://www.ti.com/support	



Texas Instruments and/or its licensors do not warrant the accuracy or completeness of this specification or any information contained therein. Texas Instruments and/or its licensors do not warrant that this design will meet the specifications, will be suitable for your application or fit for any particular purpose, or will operate in an implementation. Texas Instruments and/or its licensors do not warrant that the design is production worthy. You should completely validate and test your design implementation to confirm the system functionality for your application.

Orderable: DP83TG720EVM-MC	Designed for: Public Release	Mod. Date: 9/8/2020
TID #: N/A	Project Title: DP83TG720EVM-MC	
Number: HSDC093	Rev: A	Sheet Title:
SVN Rev: Not in version control	Assembly Variant: 001	Sheet: 3 of 6
Drawn By:	File: HSDC093_867.SchDoc	Size: B
Engineer: Ralf Eckhardt	Contact: http://www.ti.com/support	

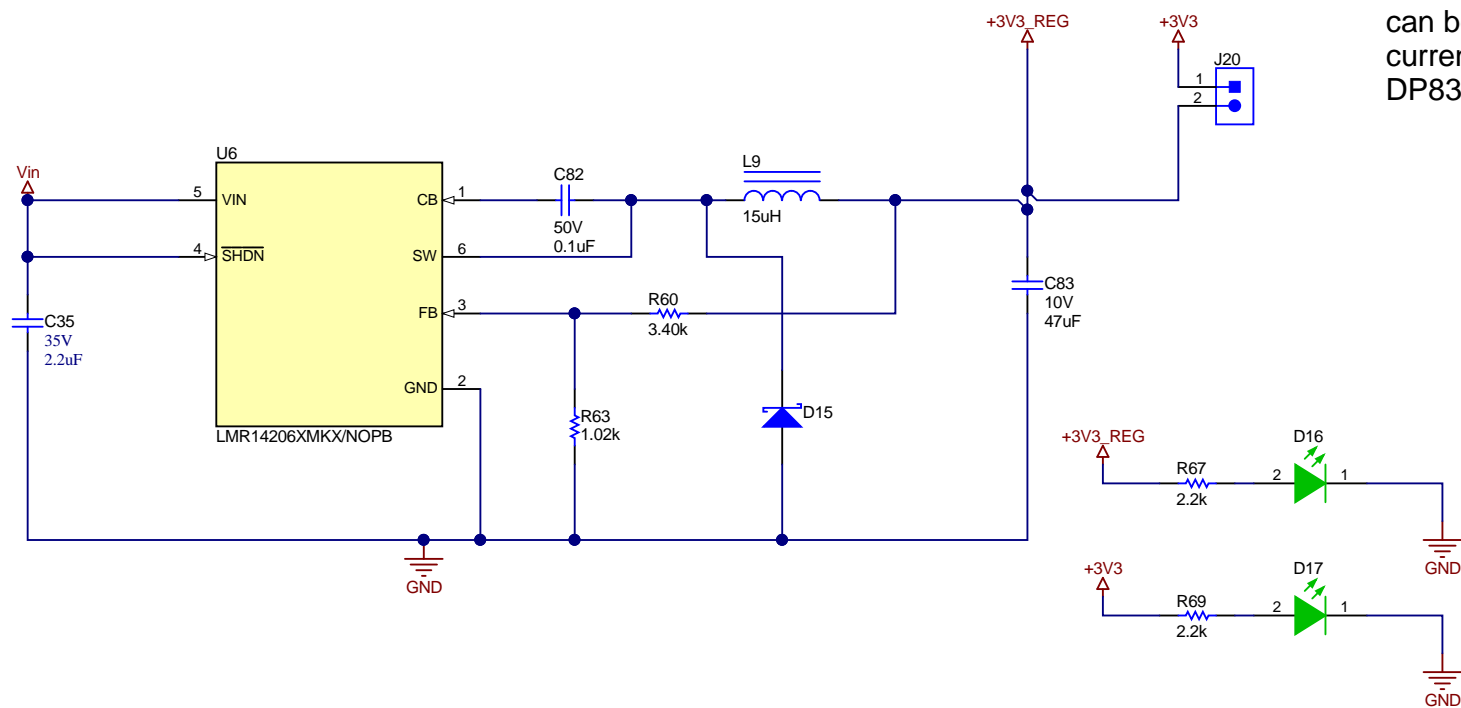




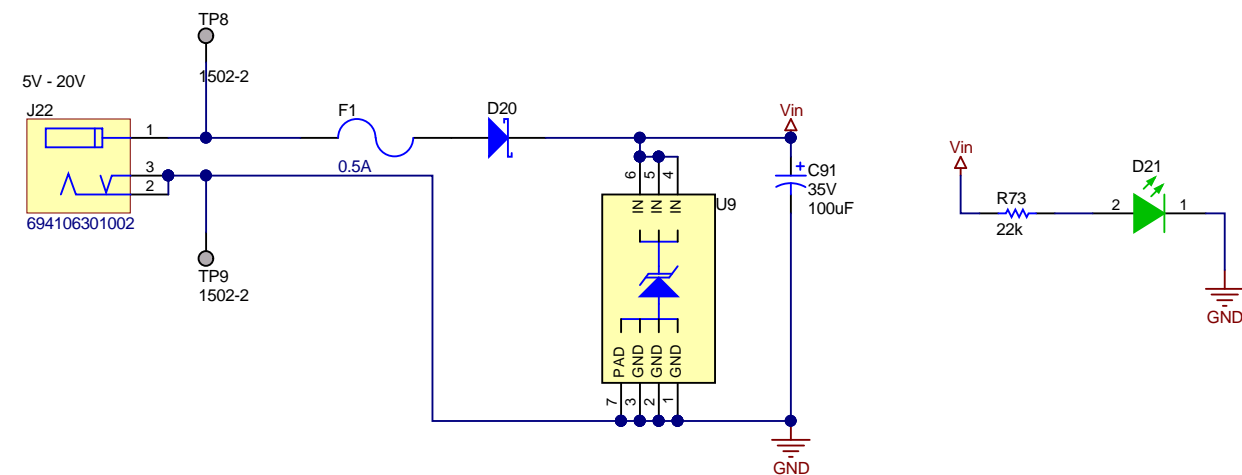
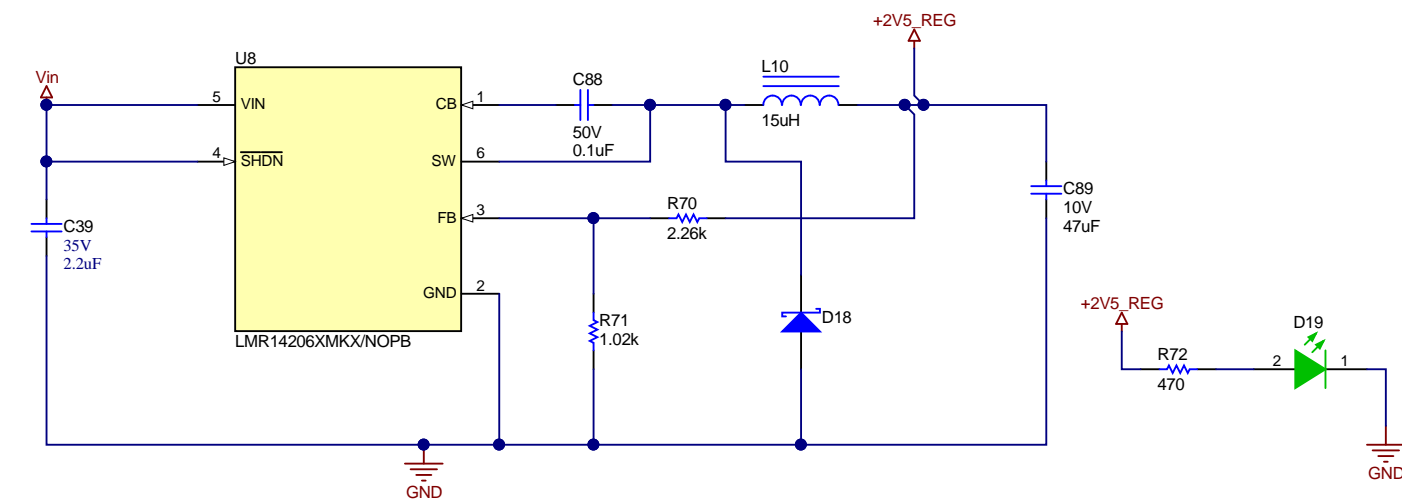
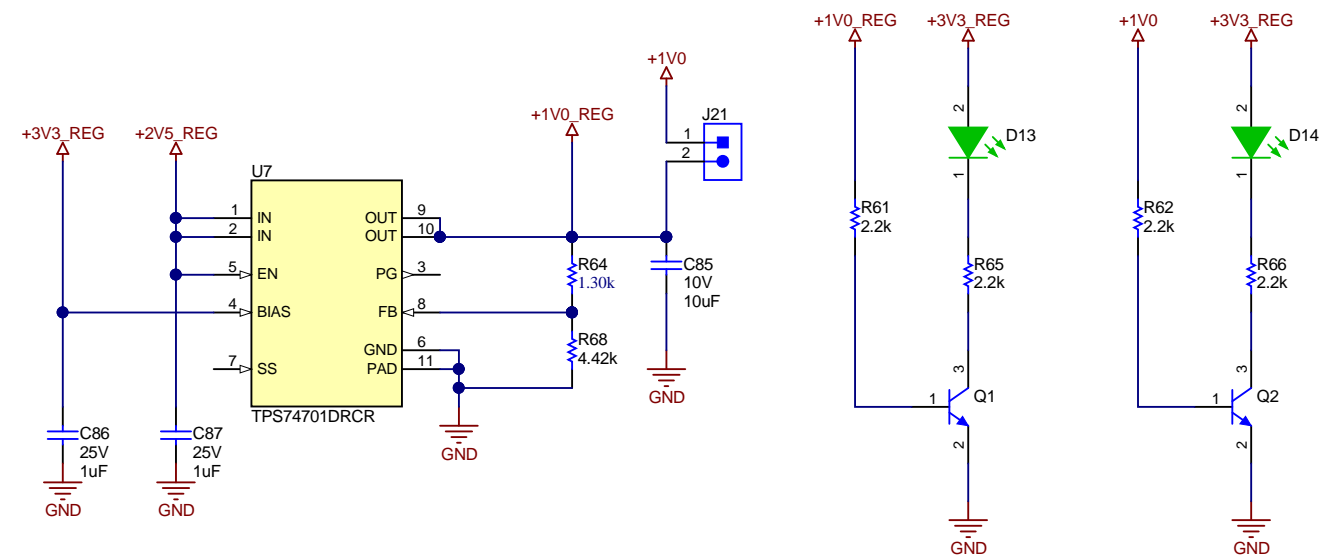
Variant/Label Table	
Variant	Label Text
001	Mediaconverter with TE MATENET
002	Mediaconverter with both connectors
003	
004	
005	
006	
006	

Texas Instruments and/or its licensors do not warrant the accuracy or completeness of this specification or any information contained therein. Texas Instruments and/or its licensors do not warrant that this design will meet the specifications, will be suitable for your application or fit for any particular purpose, or will operate in an implementation. Texas Instruments and/or its licensors do not warrant that the design is production worthy. You should completely validate and test your design implementation to confirm the system functionality for your application.

Orderable: DP83TG720EVM-MC	Designed for: Public Release	Mod. Date: 9/8/2020
TID #: N/A	Project Title: DP83TG720EVM-MC	
Number: HSDC093	Rev: A	Sheet Title:
SVN Rev: Not in version control	Assembly Variant: 001	Sheet: 5 of 6
Drawn By:	File: HSDC093_Hardware.SchDoc	Size: B
Engineer: Ralf Eckhardt	Contact: http://www.ti.com/support	



Disconnect jumpers on output of 3.3V and 1.0V LDO to disconnect them from DP83TG720. This can be used for external supply and for measuring current consumed by DP83TG720. MSP430 and DP83867 are always on.



Texas Instruments and/or its licensors do not warrant the accuracy or completeness of this specification or any information contained therein. Texas Instruments and/or its licensors do not warrant that this design will meet the specifications, will be suitable for your application or fit for any particular purpose, or will operate in an implementation. Texas Instruments and/or its licensors do not warrant that the design is production worthy. You should completely validate and test your design implementation to confirm the system functionality for your application.