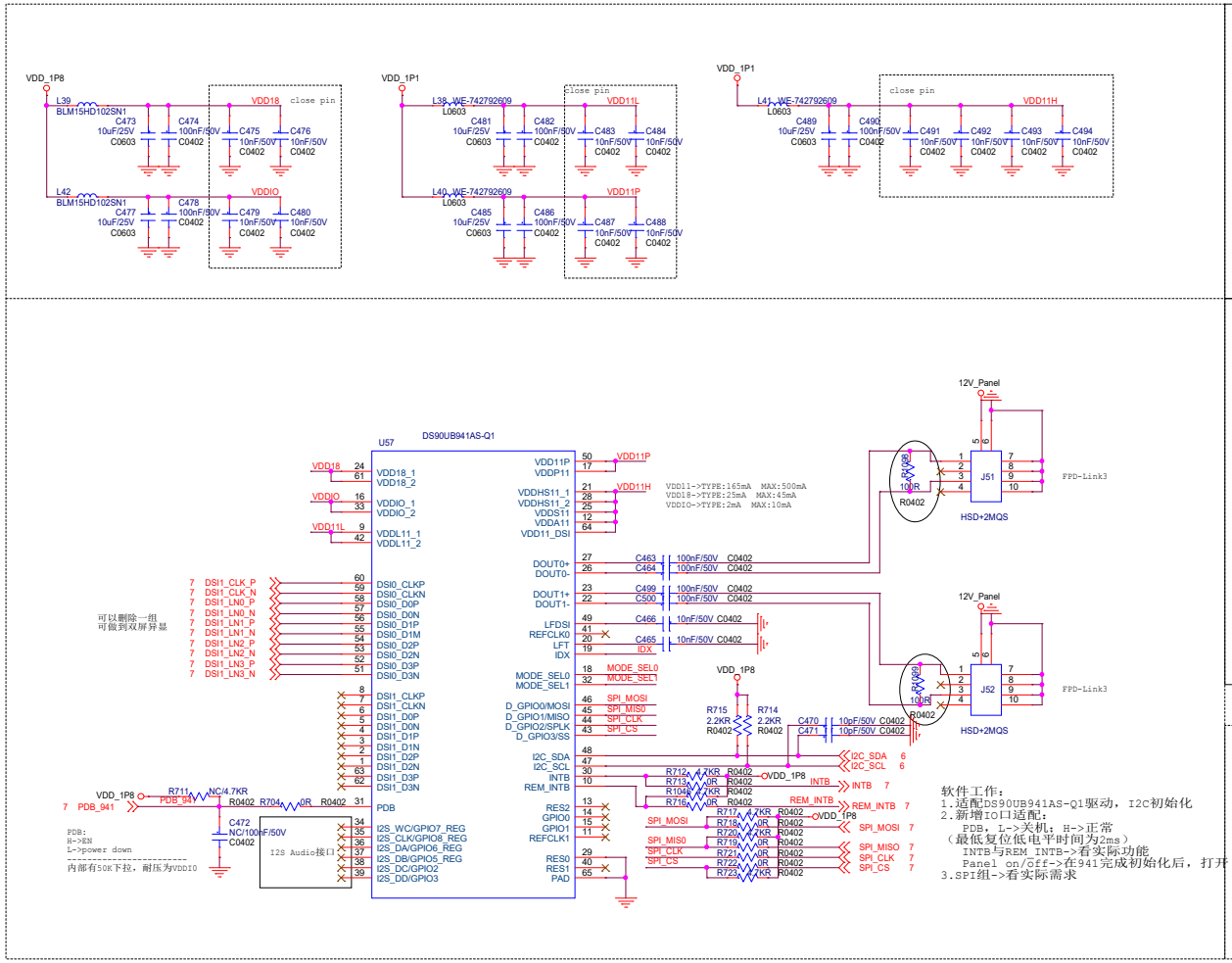

LDO

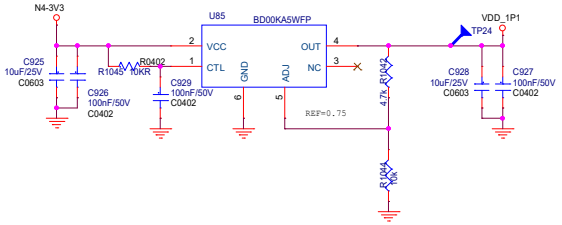

Panel Power

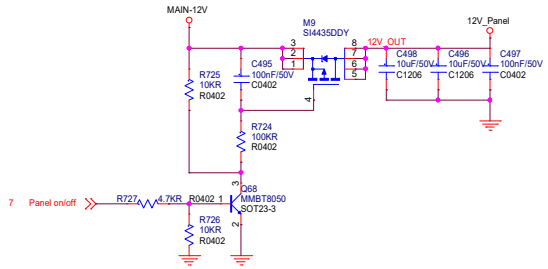

MODE & IDE SEL

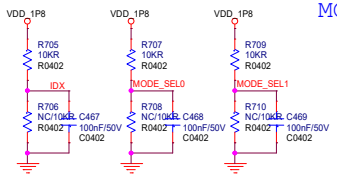

Table 8-12. Serial Control Bus Addresses for IDX

NO.	V_{IDX} VOLTAGE RANGE			V_{IDX} TARGET VOLTAGE	SUGGESTED STRAP RESISTORS (1% TOL)		ASSIGNED I2C ADDRESS	
	V_{MIN}	V_{TYP}	V_{MAX}	$V_{(VDD18)}$ = 1.8 V	R_1 (kΩ)	R_2 (kΩ)	7-BIT	8-BIT
0	0	0	0.135 × $V_{(VDD18)}$	0	OPEN	10.0	0x0C	0x18
1	0.176 × $V_{(VDD18)}$	0.213 × $V_{(VDD18)}$	0.247 × $V_{(VDD18)}$	0.384	73.2	20.0	0x0E	0x1C
2	0.289 × $V_{(VDD18)}$	0.327 × $V_{(VDD18)}$	0.363 × $V_{(VDD18)}$	0.589	60.4	30.1	0x10	0x20
3	0.407 × $V_{(VDD18)}$	0.441 × $V_{(VDD18)}$	0.467 × $V_{(VDD18)}$	0.793	51.1	40.2	0x12	0x24
4	0.526 × $V_{(VDD18)}$	0.555 × $V_{(VDD18)}$	0.584 × $V_{(VDD18)}$	0.999	40.2	51.1	0x14	0x28
5	0.640 × $V_{(VDD18)}$	0.671 × $V_{(VDD18)}$	0.701 × $V_{(VDD18)}$	1.208	30.1	61.9	0x16	0x2C
6	0.757 × $V_{(VDD18)}$	0.787 × $V_{(VDD18)}$	0.814 × $V_{(VDD18)}$	1.417	18.7	71.5	0x18	0x30
7	0.877 × $V_{(VDD18)}$	$V_{(VDD18)}$	$V_{(VDD18)}$	1.8	10	OPEN	0x1A	0x34