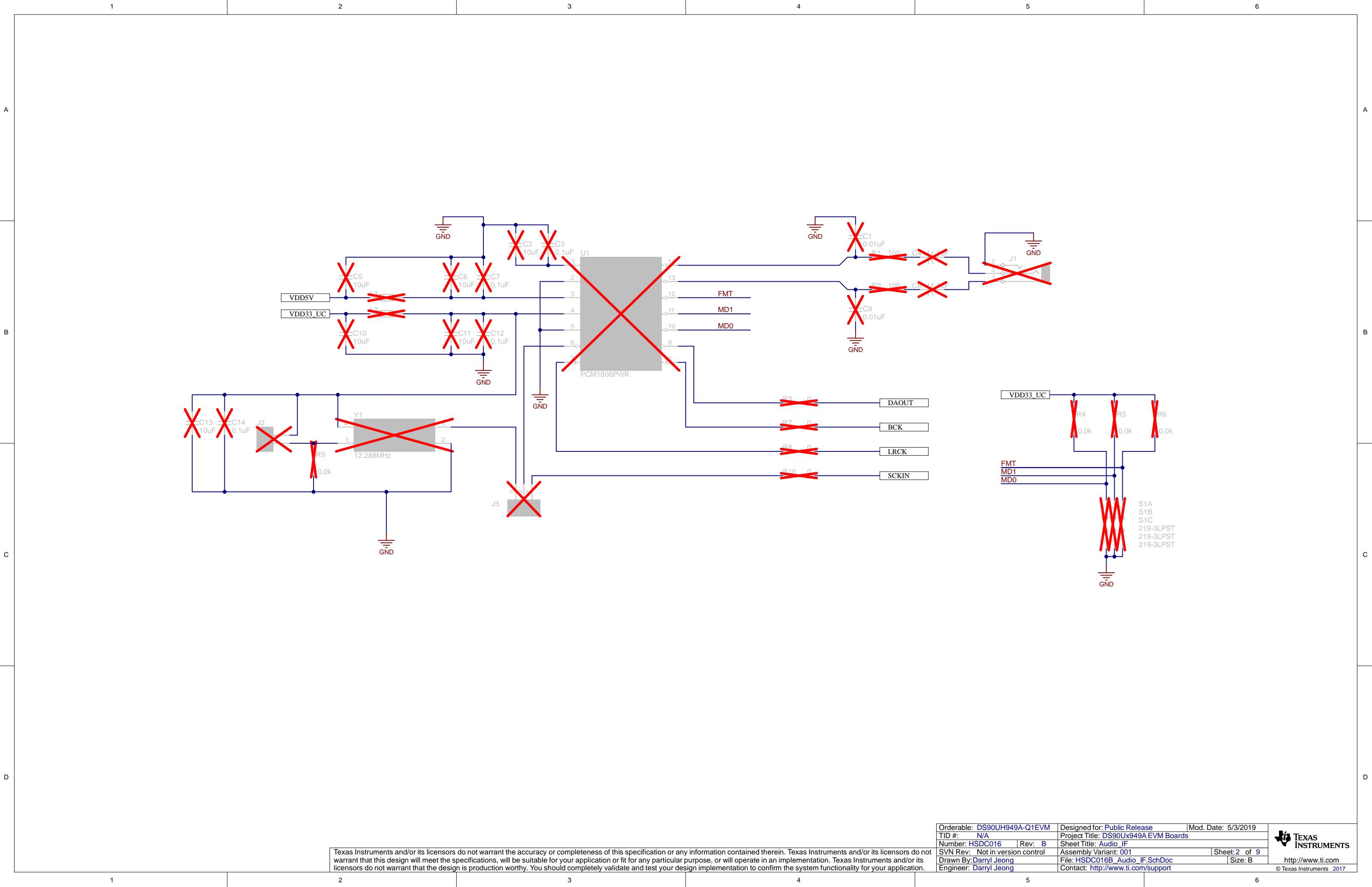


Revision History	
Revision	Notes

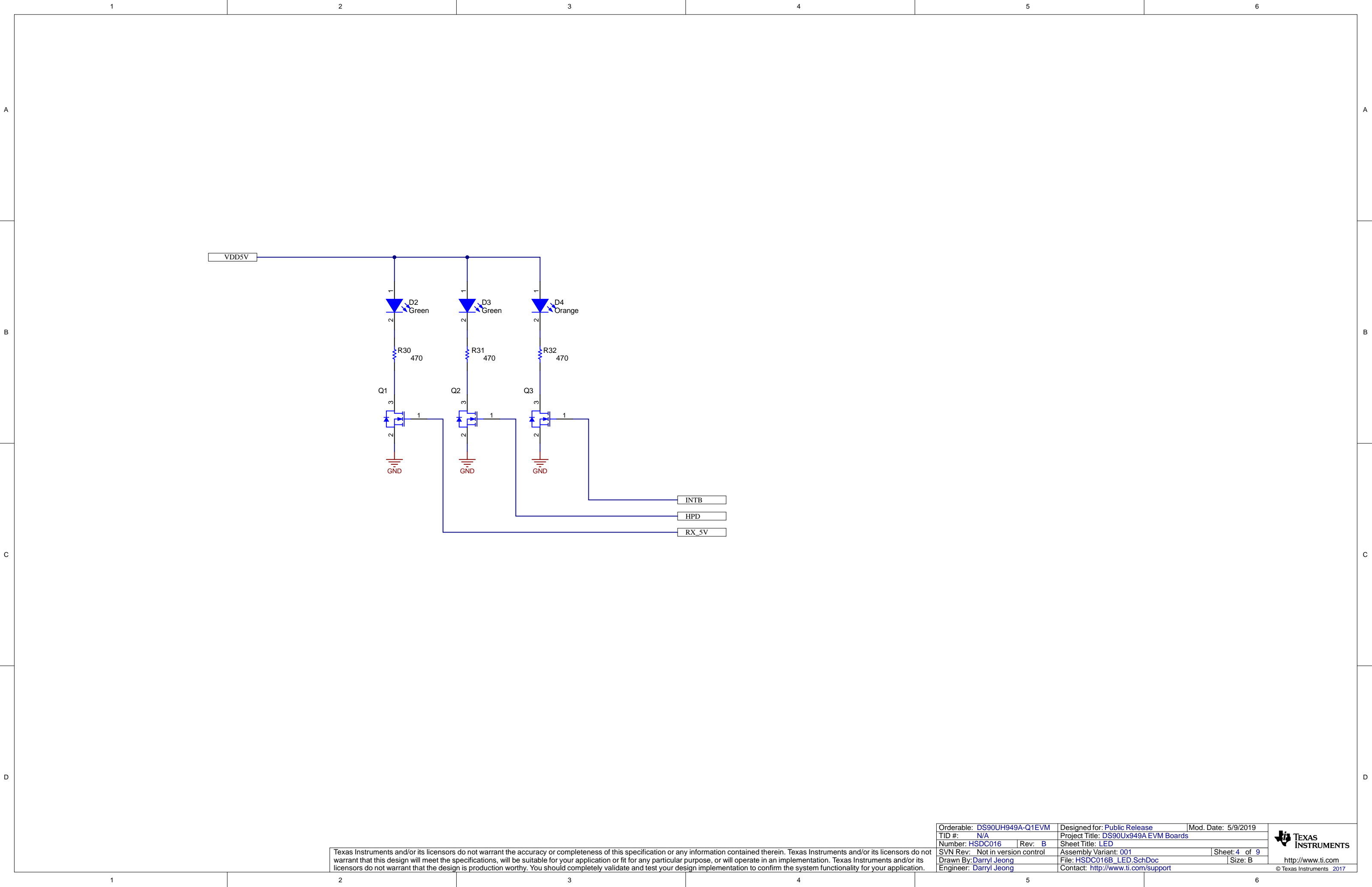
Texas Instruments and/or its licensors do not warrant the accuracy or completeness of this specification or any information contained therein. Texas Instruments and/or its licensors do not warrant that this design will meet the specifications, will be suitable for your application or fit for any particular purpose, or will operate in an implementation. Texas Instruments and/or its licensors do not warrant that the design is production worthy. You should completely validate and test your design implementation to confirm the system functionality for your application.

Orderable: DS90UH949A-Q1EVM	Designed for: Public Release	Mod. Date: 5/9/2019
TID #: N/A	Project Title: DS90Ux949A EVM Boards	
Number: HSDC016	Rev: B	Sheet Title: Block Diagram
SVN Rev: Not in version control	Assembly Variant: 001	Sheet: 1 of 9
Drawn By: Darryl Jeong	File: HSDC016B_BlockDiagram.SchDoc	Size: B
Engineer: Darryl Jeong	Contact: http://www.ti.com/support	



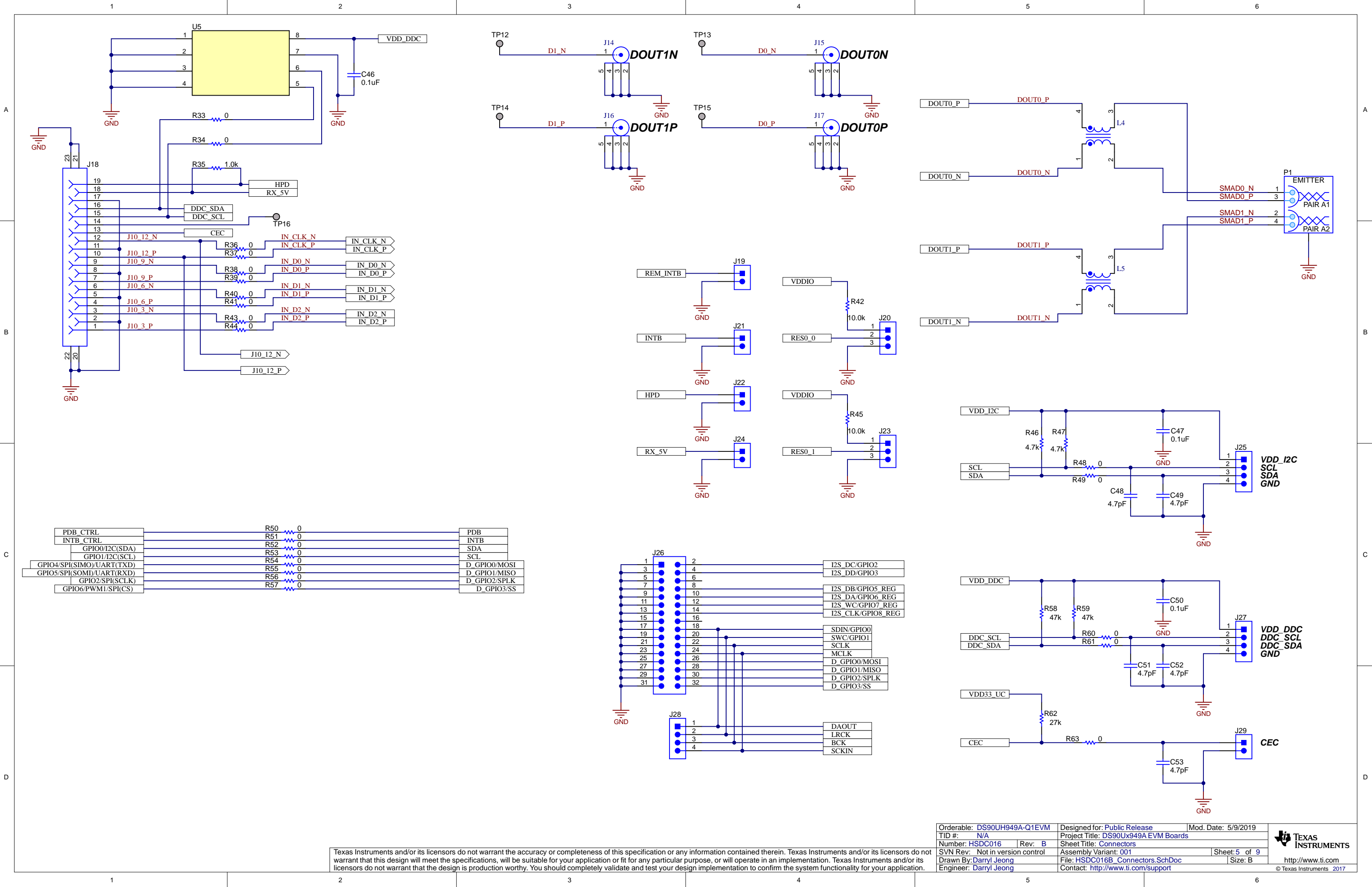
Texas Instruments and/or its licensors do not warrant the accuracy or completeness of this specification or any information contained therein. Texas Instruments and/or its licensors do not warrant that this design will meet the specifications, will be suitable for your application or fit for any particular purpose, or will operate in an implementation. Texas Instruments and/or its licensors do not warrant that the design is production worthy. You should completely validate and test your design implementation to confirm the system functionality for your application.

Orderable: DS90UH949A-Q1EVM		Designed for: Public Release		Mod. Date: 5/3/2019	
TID #: N/A		Project Title: DS90Ux949A EVM Boards			
Number: HSDC016	Rev: B	Sheet Title: Audio_IF			
SVN Rev: Not in version control		Assembly Variant: 001		Sheet: 2 of 9	
Drawn By: Darryl Jeong		File: HSDC016B_Audio_IF.SchDoc		Size: B	
Engineer: Darryl Jeong		Contact: http://www.ti.com/support			



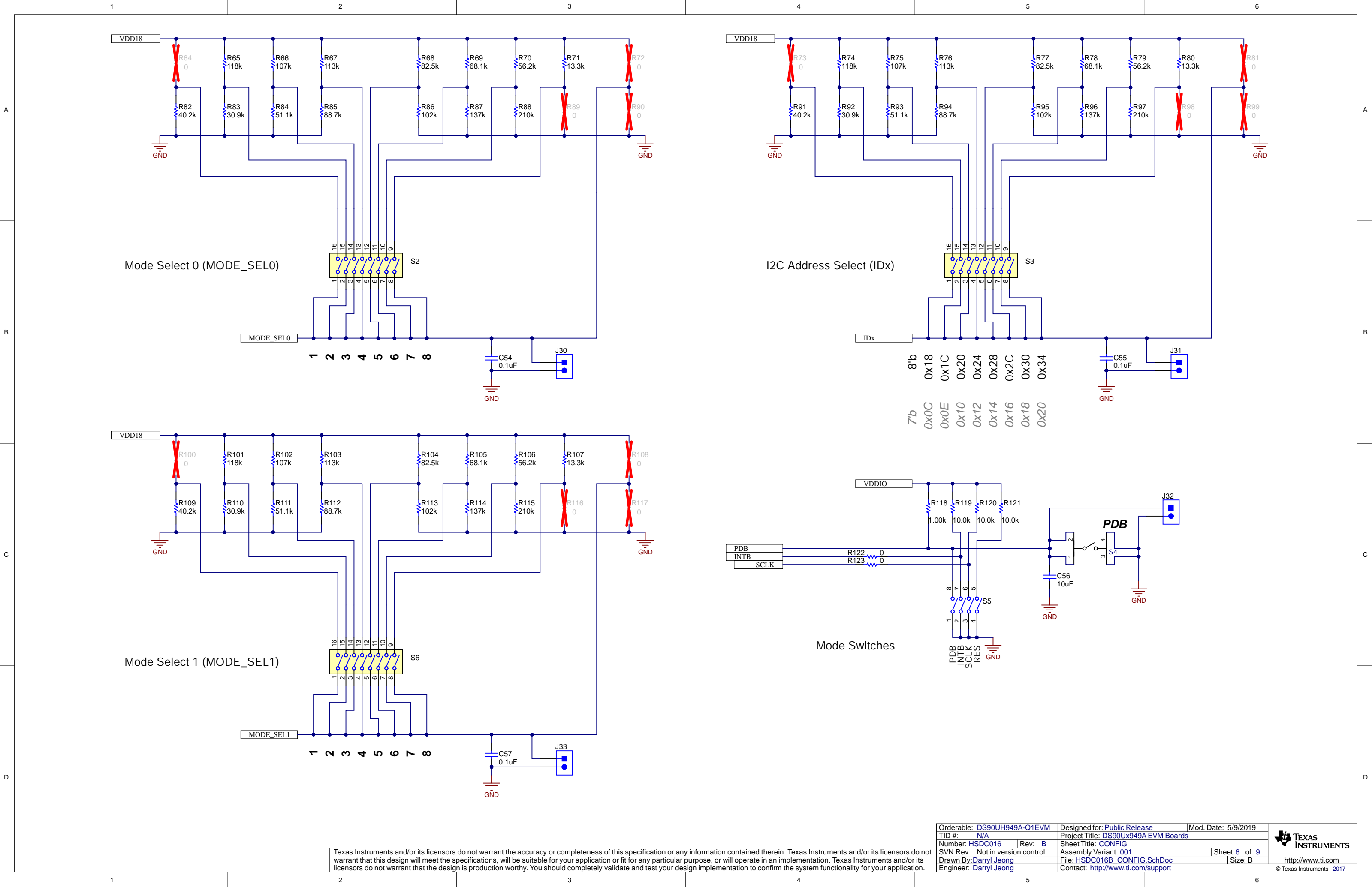
Texas Instruments and/or its licensors do not warrant the accuracy or completeness of this specification or any information contained therein. Texas Instruments and/or its licensors do not warrant that this design will meet the specifications, will be suitable for your application or fit for any particular purpose, or will operate in an implementation. Texas Instruments and/or its licensors do not warrant that the design is production worthy. You should completely validate and test your design implementation to confirm the system functionality for your application.

Orderable: DS90UH949A-Q1EVM	Designed for: Public Release	Mod. Date: 5/9/2019
TID #: N/A	Project Title: DS90Ux949A EVM Boards	
Number: HSDC016	Rev: B	Sheet Title: LED
SVN Rev: Not in version control	Assembly Variant: 001	Sheet: 4 of 9
Drawn By: Darryl Jeong	File: HSDC016B_LED.SchDoc	Size: B
Engineer: Darryl Jeong	Contact: http://www.ti.com/support	



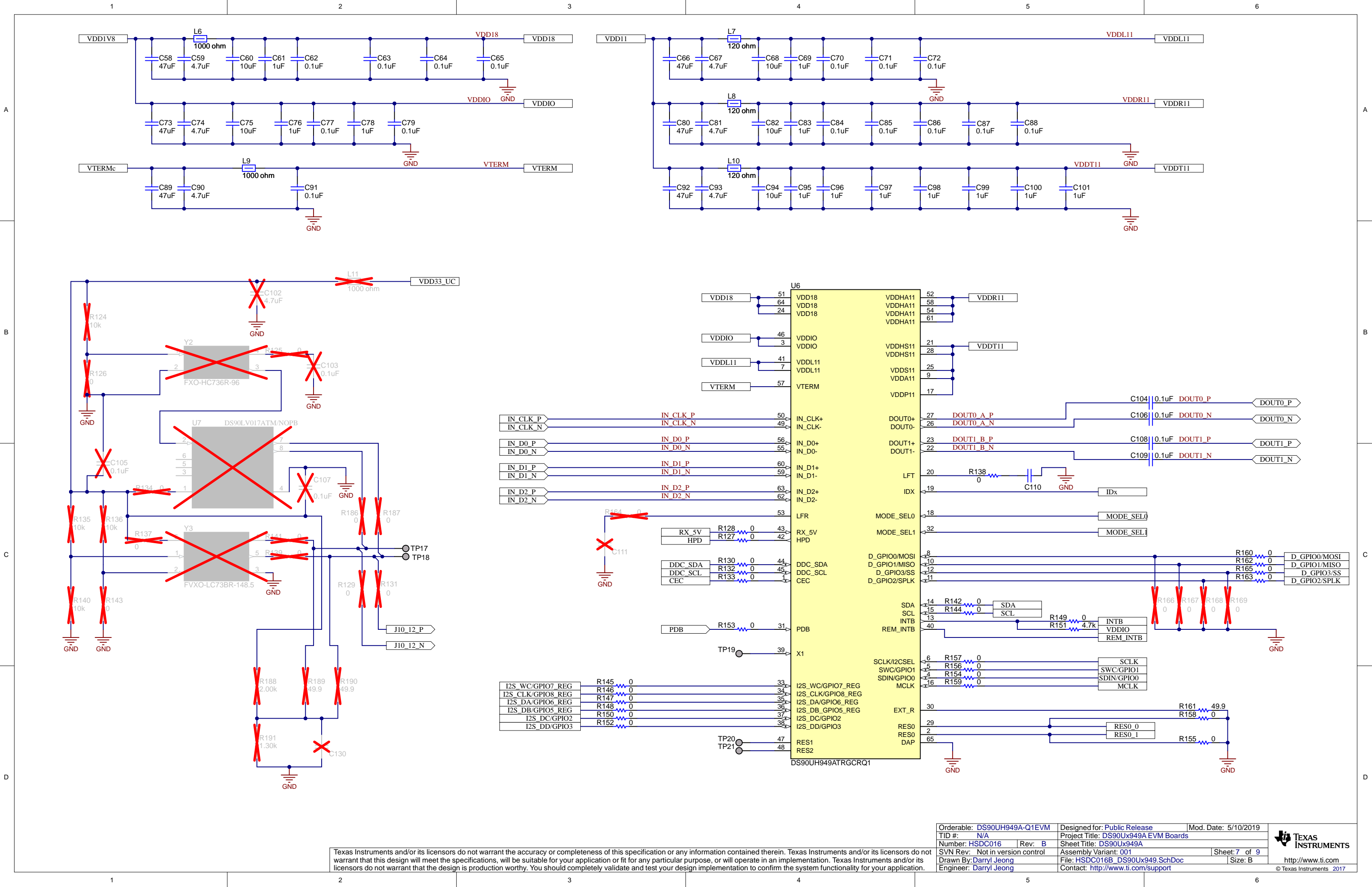
Texas Instruments and/or its licensors do not warrant the accuracy or completeness of this specification or any information contained therein. Texas Instruments and/or its licensors do not warrant that this design will meet the specifications, will be suitable for your application or fit for any particular purpose, or will operate in an implementation. Texas Instruments and/or its licensors do not warrant that the design is production worthy. You should completely validate and test your design implementation to confirm the system functionality for your application.

Orderable: DS90UH949A-Q1EVM	Designed for: Public Release	Mod. Date: 5/9/2019
TID #: N/A	Project Title: DS90Ux949A EVB Boards	
Number: HSDC016	Rev: B	Sheet Title: Connectors
SVN Rev: Not in version control	Assembly Variant: 001	Sheet: 5 of 9
Drawn By: Darryl Jeong	File: HSDC016B_Connectors.SchDoc	Size: B
Engineer: Darryl Jeong	Contact: http://www.ti.com/support	



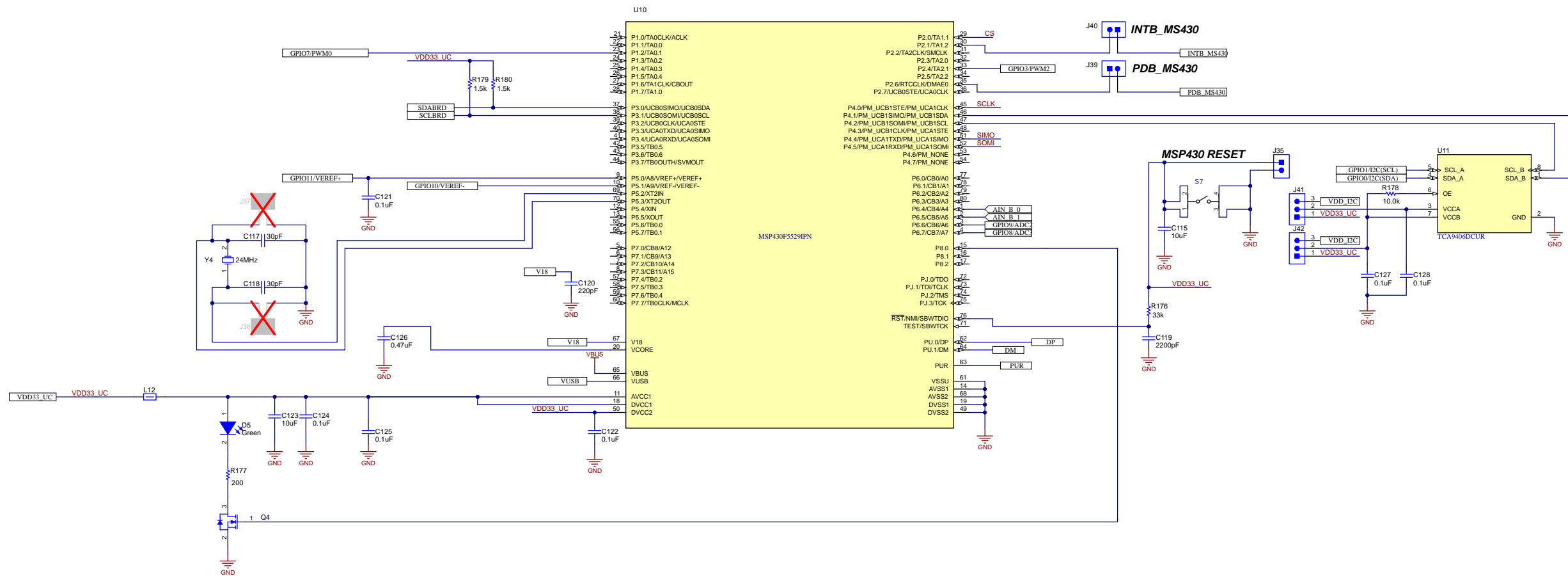
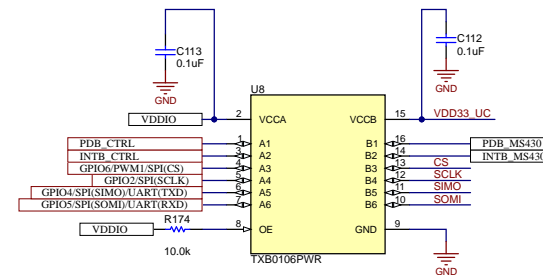
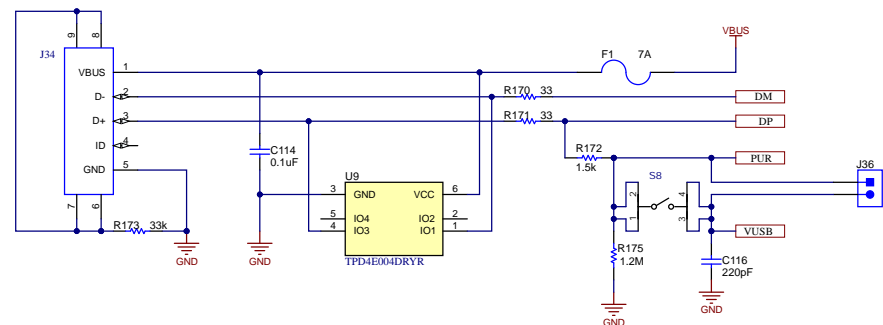
Texas Instruments and/or its licensors do not warrant the accuracy or completeness of this specification or any information contained therein. Texas Instruments and/or its licensors do not warrant that this design will meet the specifications, will be suitable for your application or fit for any particular purpose, or will operate in an implementation. Texas Instruments and/or its licensors do not warrant that the design is production worthy. You should completely validate and test your design implementation to confirm the system functionality for your application.

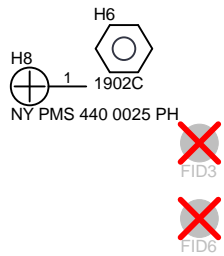
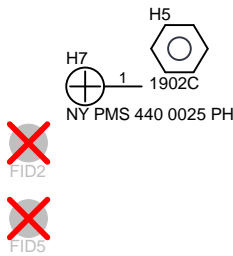
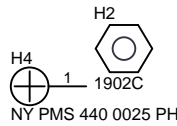
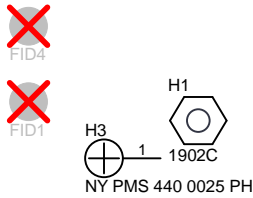
Orderable: DS90UH949A-Q1EVM		Designed for: Public Release		Mod. Date: 5/9/2019	
TID #: N/A		Project Title: DS90Ux949A EVM Boards			
Number: HSDC016		Rev: B		Sheet Title: CONFIG	
SVN Rev: Not in version control		Assembly Variant: 001		Sheet: 6 of 9	
Drawn By: Darryl Jeong		File: HSDC016B_CONFIG.SchDoc		Size: B	
Engineer: Darryl Jeong		Contact: http://www.ti.com/support			



Texas Instruments and/or its licensors do not warrant the accuracy or completeness of this specification or any information contained therein. Texas Instruments and/or its licensors do not warrant that this design will meet the specifications, will be suitable for your application or fit for any particular purpose, or will operate in an implementation. Texas Instruments and/or its licensors do not warrant that the design is production worthy. You should completely validate and test your design implementation to confirm the system functionality for your application.

Orderable: DS90UH949A-Q1EVM	Designed for: Public Release	Mod. Date: 5/10/2019
TID #: N/A	Project Title: DS90Ux949A EVM Boards	
Number: HSDC016	Rev: B	Sheet Title: DS90Ux949A
SVN Rev: Not in version control	Assembly Variant: 001	Sheet: 7 of 9
Drawn By: Darryl Jeong	File: HSDC016B_DS90Ux949.SchDoc	Size: B
Engineer: Darryl Jeong	Contact: http://www.ti.com/support	





Power J5.1, J5.2: VDD5V to TPS 5V



Power J9.2, J9.3: VDD_I2C to VDD33



Power J11.2, J11.3: VTERMc to VDD33



Power J12.2, J12.3: VDD_DDC to VDD33_UC



Connectors J20.2, J20.3: RES0_0 to GND



Connectors J23.2, J23.3: RES0_1 to GND



MSP430 J41.2, J41.3: U11.3 to VDD_I2C

**MSP430 J42.2, J42.3: U11.7 to VDD_I2C**

LBL1

PCB Label

Variant/Label Table	
Variant	Label Text
001	DS90UH949A-Q1EVM
002	DS90UB949A-Q1EVM

ZZ1
Assembly Note
Power J5.1, J5.2: VDD5V to TPS 5V

ZZ2
Assembly Note
 Power J9.2, J9.3: VDD_I2C to VDD33

ZZ3
Assembly Note
Power J11.2, J11.3: VTERM_C to VDD33

ZZ4
Assembly Note
 Power J12.2, J12.3: VDD_DDC to VDD33_UC

ZZ5
Assembly Note
Connectors J20.2, J20.3: RES0_0 to GND

ZZ6
Assembly Note
Connectors J23.2, J23.3: RES0_1 to GND

ZZ7
Assembly Note
MSP430 J41.2, J41.3: U11.3 to VDD_I2C

ZZ8
Assembly Note
MSP430 J42.2, J42.3: U11.7 to VDD_I2C

ZZ9

Assembly Note

These assemblies are ESD sensitive, ESD precautions shall be observed.

ZZ10

Assembly Note

These assemblies must be clean and free from flux and all contaminants. Use of no clean flux is not acceptable.

ZZ11
Assembly Note
 These assemblies must comply with workmanship standards IPC-A-610 Class 2, unless otherwise specified.

ZZ12
Label Assembly Note
 This Assembly Note is for PCB labels only

PCB Number: HSDC016
PCB Rev: B

Texas Instruments and/or its licensors do not warrant the accuracy or completeness of this specification or any information contained therein. Texas Instruments and/or its licensors do not warrant that this design will meet the specifications, will be suitable for your application or fit for any particular purpose, or will operate in an implementation. Texas Instruments and/or its licensors do not warrant that the design is production worthy. You should completely validate and test your design implementation to confirm the system functionality for your application.

Orderable: DS90UH949A-Q1EVM	Designed for: Public Release	Mod. Date: 5/16/2019
TID #: N/A	Project Title: DS90Ux949A EVM Boards	
Number: HSDC016	Rev: B	Sheet Title: Hardware
SVN Rev: Not in version control	Assembly Variant: 001	Sheet: 9 of 9
Drawn By: Darryl Jeong	File: HSDC016B_Hardware.SchDoc	Size: B
Engineer: Darryl Jeong	Contact: http://www.ti.com/support	

