

Please make D+ CAL and D- CAL traces the same as the D0+ and D0- traces, respectively.

Please make DA+ CAL and DA- CAL traces the same as the D0+A and D0-A traces, respectively.

HARDWARE AND ASSEMBLY NOTES

LB1



PCB LOGO
Texas Instruments

Mounting Hole Mounting Hole Mounting Hole Mounting Hole



PCB1

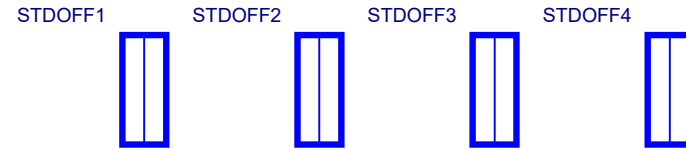


PCB LOGO
ESD1




PCB LOGO
FCC Disclaimer

PCB LOGO
CE LOGO

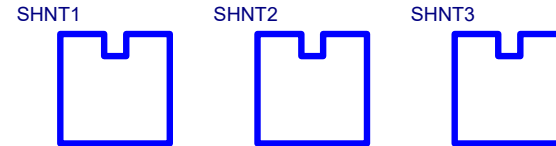



FIDUCIAL1 FIDUCIAL2 FIDUCIAL3



PCB LOGO
WEEE LOGO

FIDUCIAL4 FIDUCIAL5 FIDUCIAL6



Install label in silkscreened box after final wash.
Text shall be 8 pt font. Text shall be per the Label
Table in the PDF schematic.

Variant / Label Table	
Variant	Label Text
001	TMUXHS4612

Title		
TMUXHS4612 EVM- Hardware and Assembly Notes		
Size A	Document Number	Rev A
Date:	Friday, February 02, 2024	Sheet 2 of 2