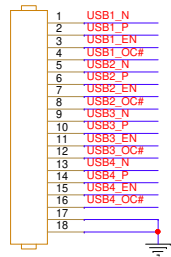


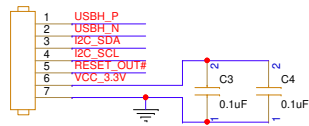
DATA_IN/OUT

J1



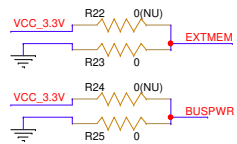
HEADER 18

J2

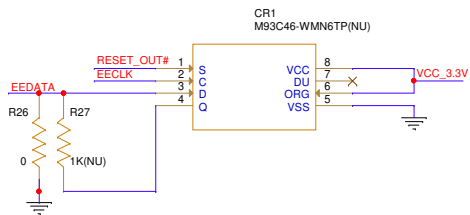


HEADER 7

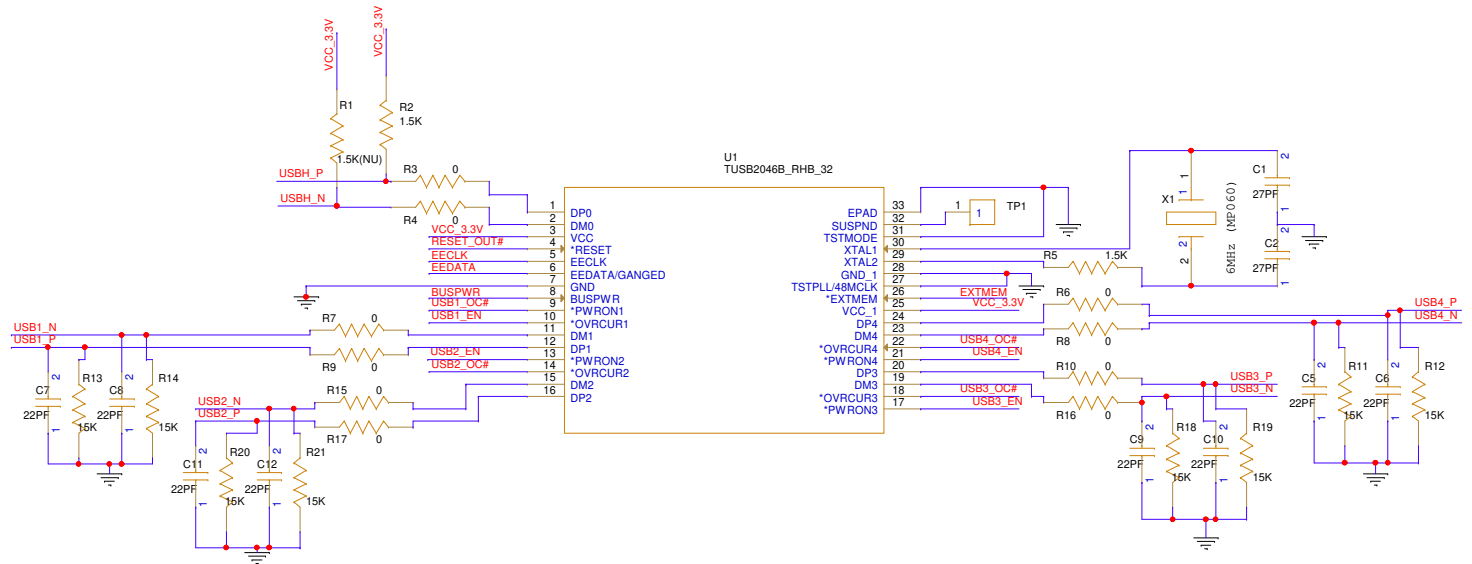
BUSPOWER&EEPROM_SELECTION



EEPROM



TUSB2046



NOTE :

- 1) Replace the following resistors with 22OHMS resistor if impedance matching is required.
- 2) The default setting is for with out eeprom.
- 3) Mount R22 if external Buspower is used, default is in self power mode.
- 4) C3,C4 must be close to U1.
- 5) R1,R2 can be used when there are issues with enumeration.
- 6) Replace all 15K resistor on the data lines with 1.5K when there is an issue with the port enumeration.
- 7) TP1 can be used for the checking the status of the USB HUB.
- 8) Do not mount R26 when EEPROM is used.

Title		<Title>
Size	Document Number	Rev
A3	<Doc>	<Rev Code>
Date:	Monday, May 29, 2023	Sheet 1 of 1