

Revision History				
Rev	ECN #	Approved Date	Approved by	Notes
N/A	N/A	N/A	N/A	N/A

A

A

B

B


C

C

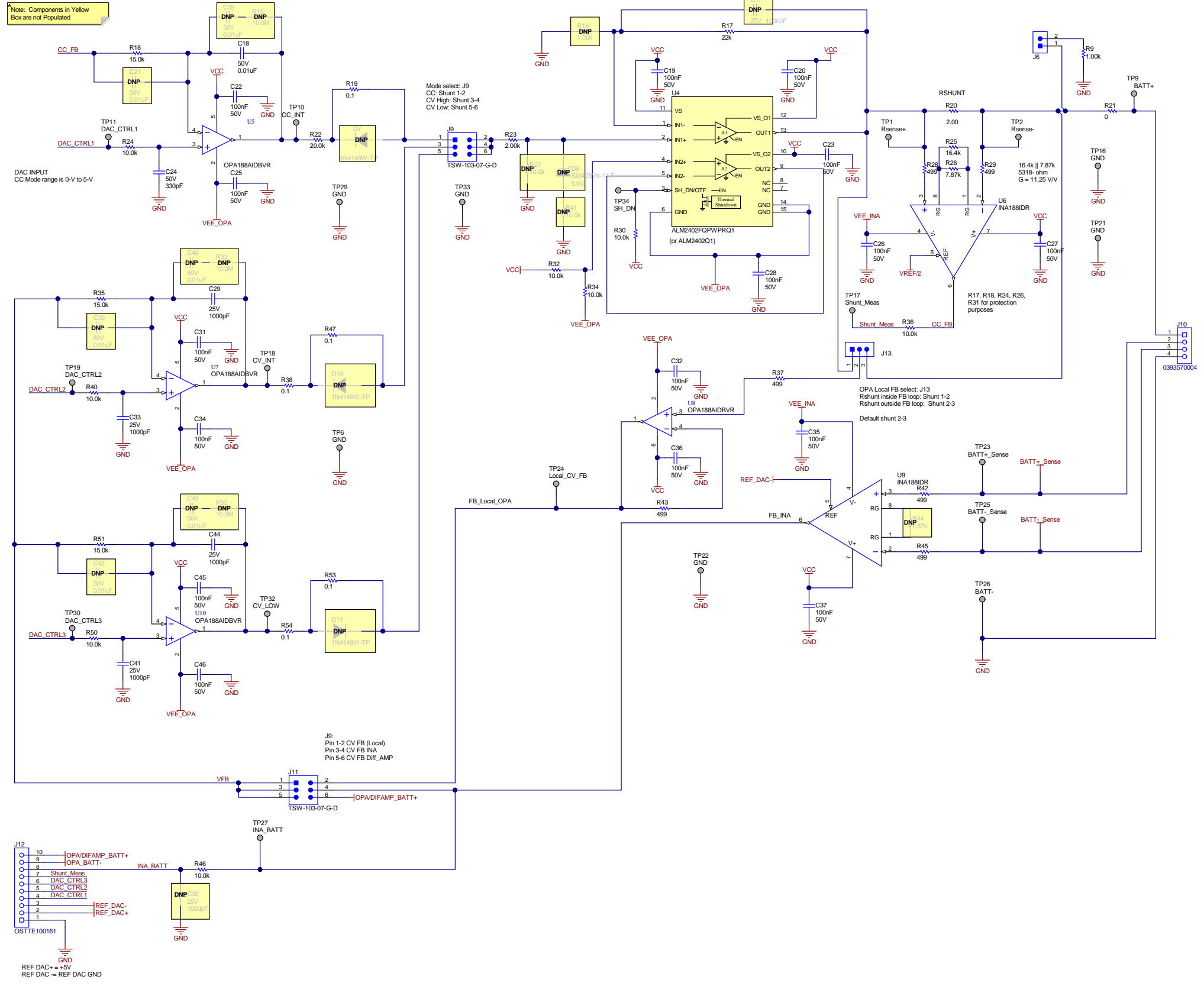
D

D

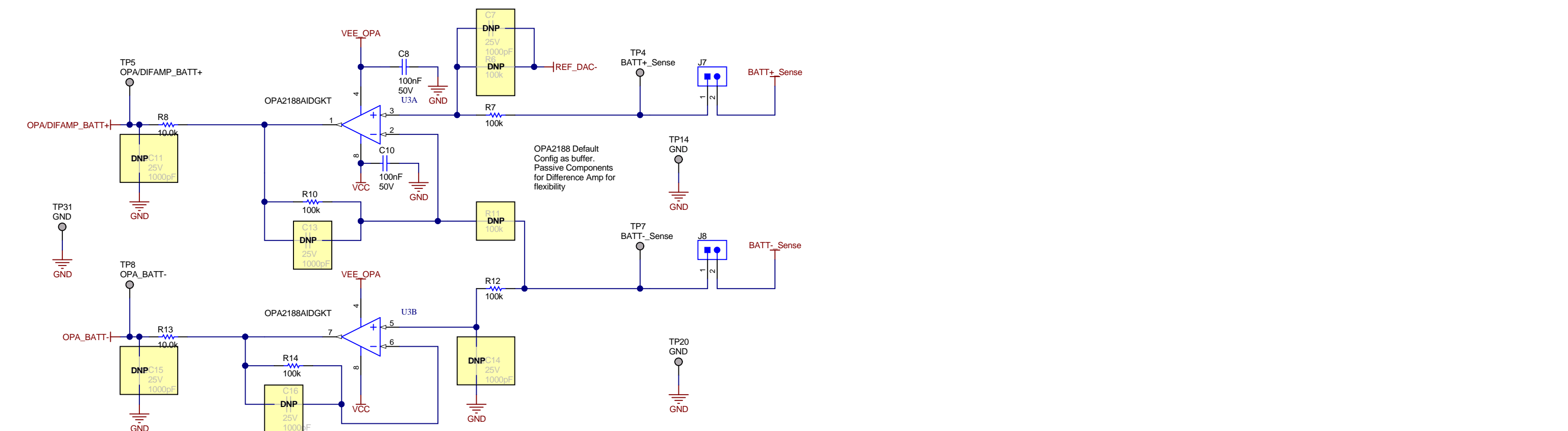
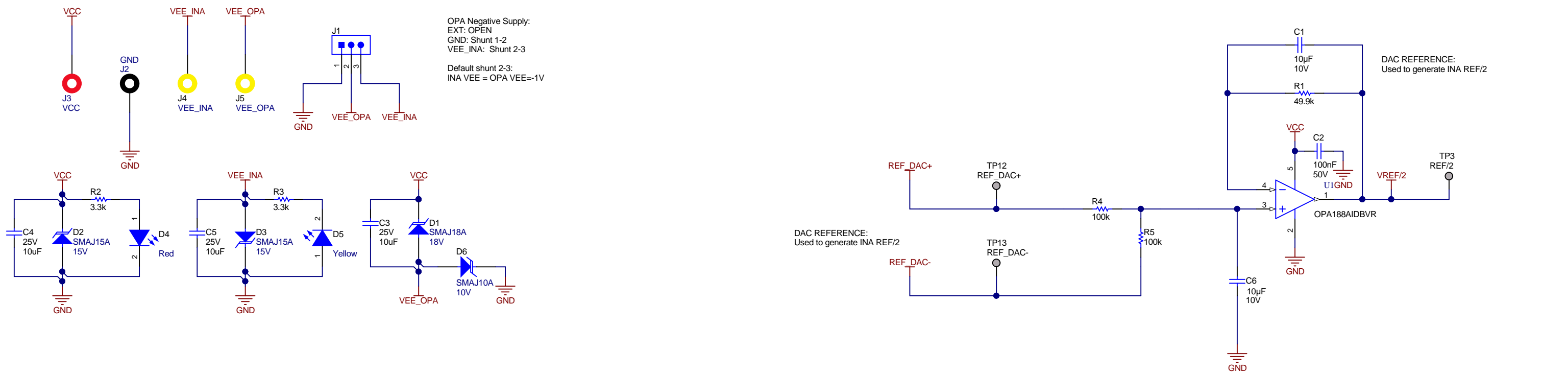
Texas Instruments and/or its licensors do not warrant the accuracy or completeness of this specification or any information contained therein. Texas Instruments and/or its licensors do not warrant that this design will meet the specifications, will be suitable for your application or fit for any particular purpose, or will operate in an implementation. Texas Instruments and/or its licensors do not warrant that the design is production worthy. You should completely validate and test your design implementation to confirm the system functionality for your application.

Orderable: ChangeMe in variant	Designed for: Chroma	Mod. Date: 3/3/2020	 http://www.ti.com © Texas Instruments 2020
TID #: N/A	Project Title: 100mA Battery Tester		
Number: _____	Rev: E1	Sheet Title: _____	
SVN Rev: Not in version control	Assembly Variant: 001	Sheet: 1 of 3	
Drawn By: _____	File: CoverSheet.SchDoc	Size: B	
Engineer: Luis Chioye	Contact: http://www.ti.com/support		

Note: Components in Yellow Box are not Populated



REF DAC+ = +5V
REF DAC- = REF DAC GND



Texas Instruments and/or its licensors do not warrant the accuracy or completeness of this specification or any information contained therein. Texas Instruments and/or its licensors do not warrant that this design will meet the specifications, will be suitable for your application or fit for any particular purpose, or will operate in an implementation. Texas Instruments and/or its licensors do not warrant that the design is production worthy. You should completely validate and test your design implementation to confirm the system functionality for your application.

Orderable: ChangeMe in variant	Designed for: Chroma	Mod. Date: 3/3/2020
TID #: N/A	Project Title: 100mA Battery Tester	
Number: Not in version control	Rev: E1	Sheet Title:
SVN Rev: Not in version control	Assembly Variant: 001	Sheet: 2 of 3
Drawn By: Luis Chioye	File: Schematic2.SchDoc	Size: B
Engineer: Luis Chioye	Contact: http://www.ti.com/support	



H1 NY PMS 440 0025 PH
 H2 NY PMS 440 0025 PH
 H3 NY PMS 440 0025 PH
 H4 NY PMS 440 0025 PH

H5 1902C
 H6 1902C
 H7 1902C
 H8 1902C

DNP FID1
 DNP FID2
 DNP FID3

PCB Number:
 PCB Rev: E1

PCB LOGO
 Texas Instruments



PCB LOGO
 FCC disclaimer

PCB LOGO
 WEEE logo

LBL1
 PCB Label
 THT-14-423-10
 Size: 0.65" x 0.20 "

Variant/Label Table	
Variant	Label Text
001	100mA VCCS

Texas Instruments and/or its licensors do not warrant the accuracy or completeness of this specification or any information contained therein. Texas Instruments and/or its licensors do not warrant that this design will meet the specifications, will be suitable for your application or fit for any particular purpose, or will operate in an implementation. Texas Instruments and/or its licensors do not warrant that the design is production worthy. You should completely validate and test your design implementation to confirm the system functionality for your application.

Orderable: ChangeMe in variant	Designed for: Chroma	Mod. Date: 3/3/2020
TID #: N/A	Project Title: 100mA Battery Tester	
Number: 	Rev: E1	Sheet Title:
SVN Rev: Not in version control	Assembly Variant: 001	Sheet: 3 of 3
Drawn By: 	File: Hardware.SchDoc	Size: B
Engineer: Luis Chioye	Contact: http://www.ti.com/support	