LMV324 Circuits diagram

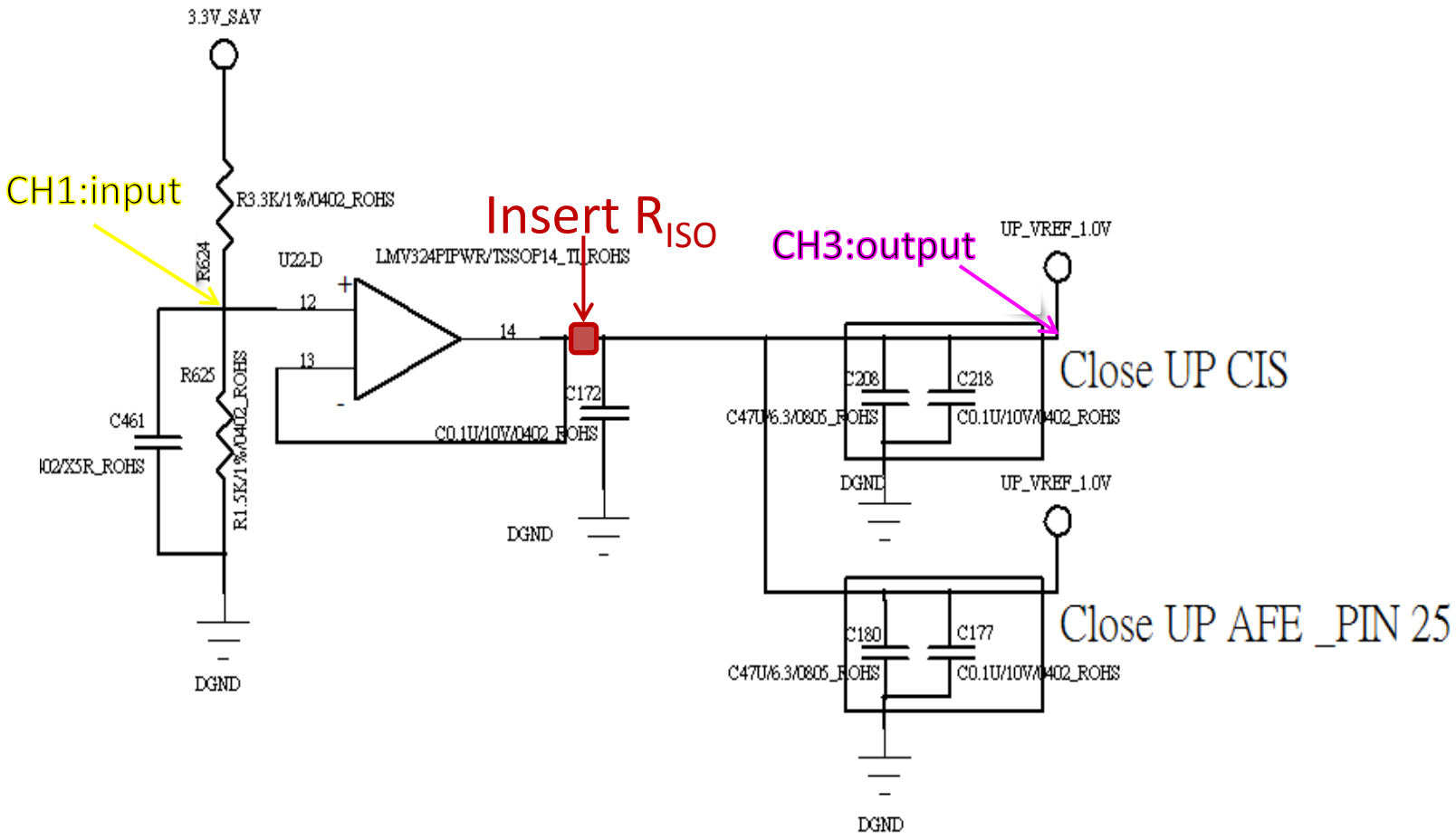

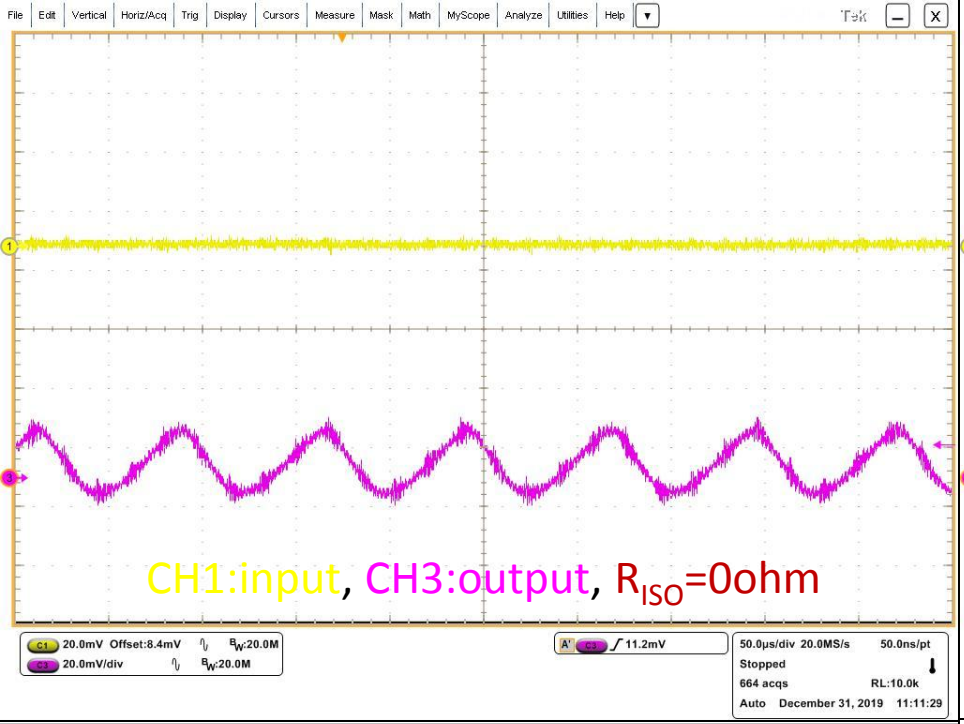
CH1:input, CH3:output, R_{ISO}=0ohm
C1 20.0mV Offset:8.4mV BW:20.0M
C3 20.0mV/div BW:20.0M
A' C3 11.2mV
50.0µs/div 20.0MS/s 50.0ns/pt
Stopped
664 acqs RL:10.0k
Auto December 31, 2019 11:11:29

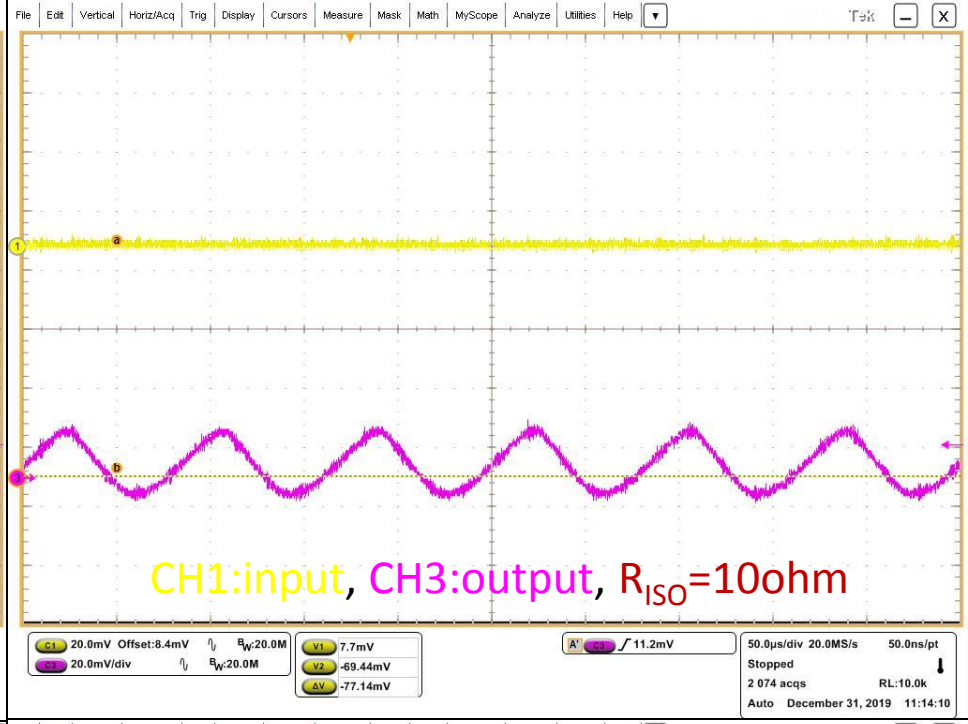
CH1:input, CH3:output, R_{ISO}=10ohm
C1 20.0mV Offset:8.4mV BW:20.0M
C3 20.0mV/div BW:20.0M
V1 7.7mV
V2 -69.44mV
ΔV -77.14mV
A' C3 11.2mV
50.0µs/div 20.0MS/s 50.0ns/pt
Stopped
2 074 acqs RL:10.0k
Auto December 31, 2019 11:14:10

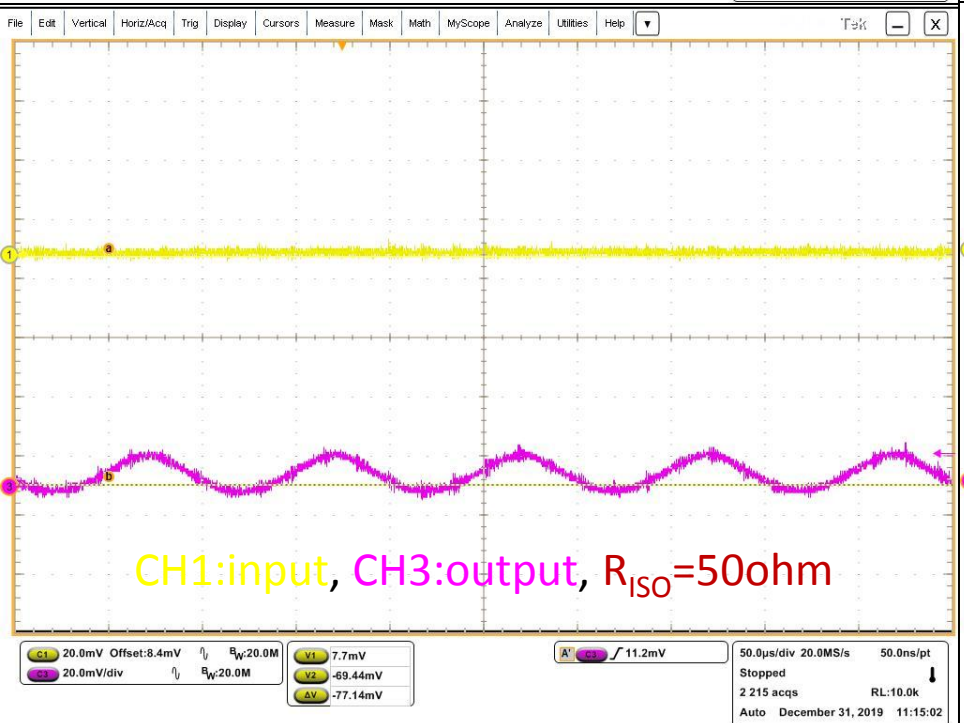
CH1:input, CH3:output, R_{ISO}=50ohm
C1 20.0mV Offset:8.4mV BW:20.0M
C3 20.0mV/div BW:20.0M
V1 7.7mV
V2 -69.44mV
ΔV -77.14mV
A' C3 11.2mV
50.0µs/div 20.0MS/s 50.0ns/pt
Stopped
2 215 acqs RL:10.0k
Auto December 31, 2019 11:15:02

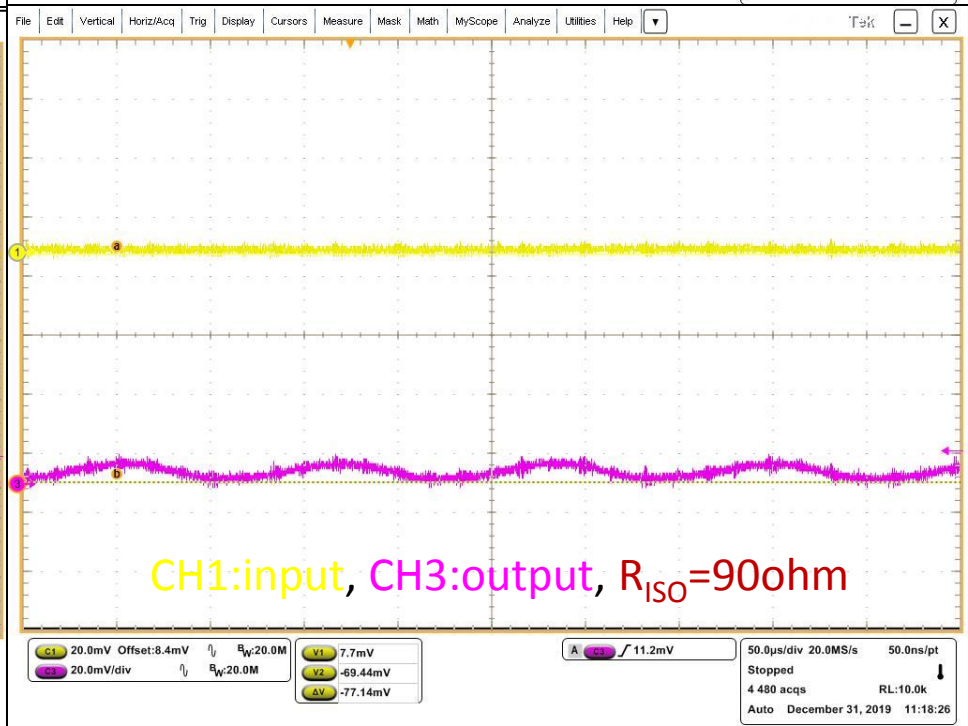
CH1:input, CH3:output, R_{ISO}=90ohm
C1 20.0mV Offset:8.4mV BW:20.0M
C3 20.0mV/div BW:20.0M
V1 7.7mV
V2 -69.44mV
ΔV -77.14mV
A C3 11.2mV
50.0µs/div 20.0MS/s 50.0ns/pt
Stopped
4 480 acqs RL:10.0k
Auto December 31, 2019 11:18:26

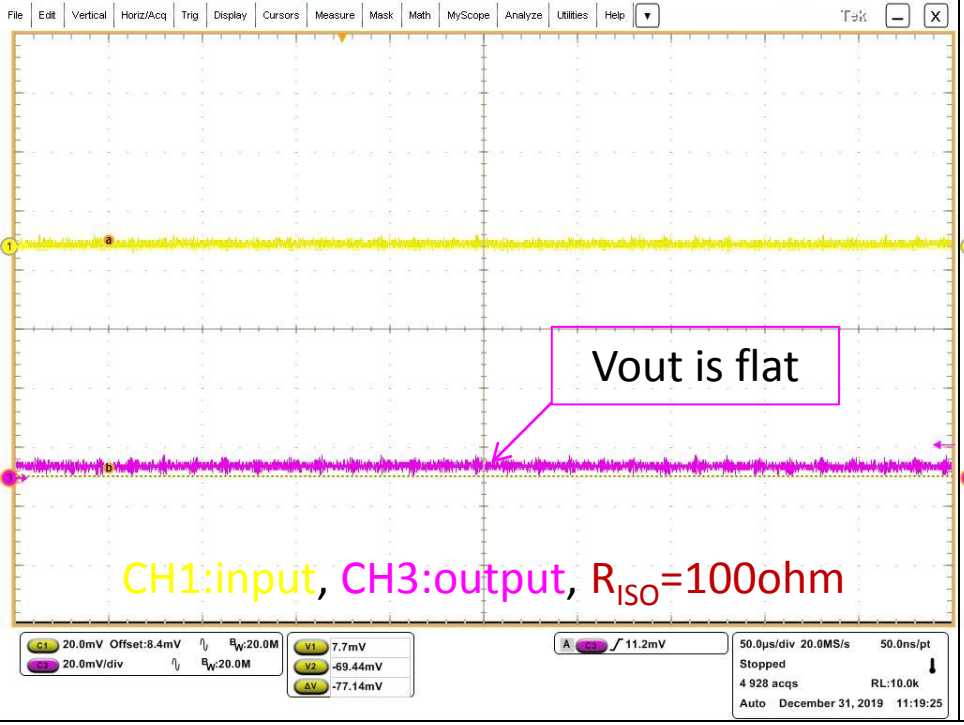
File Edit Vertical Horiz/Acq Trig Display Cursors Measure Mask Math MyScope Analyze Utilities Help
Vout is flat
CH1:input, CH3:output, R_{ISO}=100ohm
C1 20.0mV Offset:8.4mV BW:20.0M
C3 20.0mV/div BW:20.0M
V1 7.7mV
V2 -69.44mV
ΔV -77.14mV
A C3 11.2mV
50.0µs/div 20.0MS/s 50.0ns/pt
Stopped
4 928 acqs RL:10.0k
Auto December 31, 2019 11:19:25

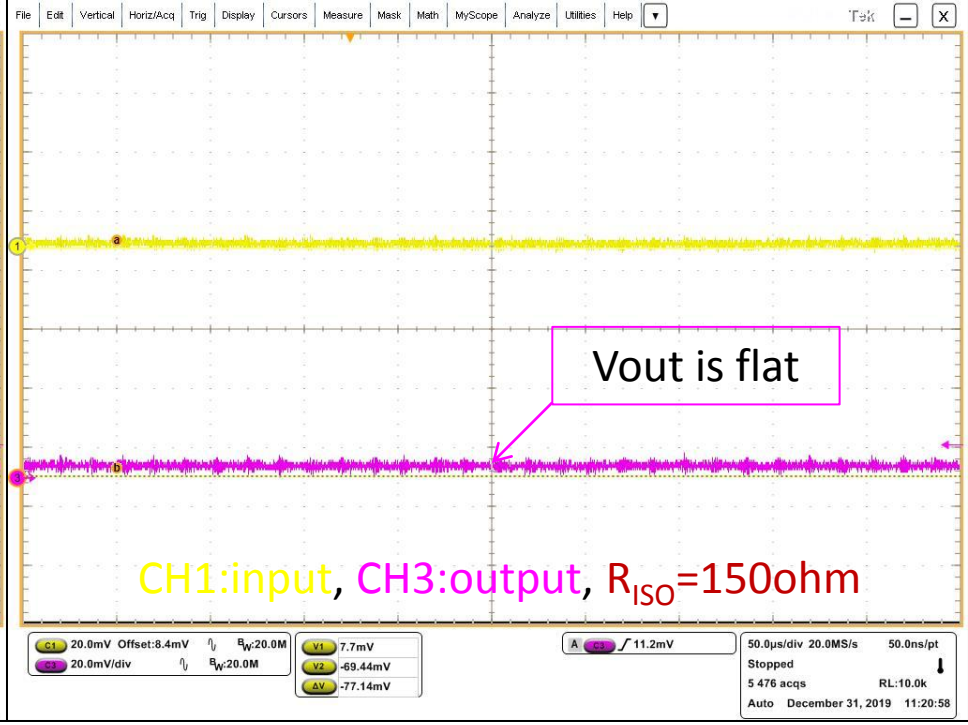
File Edit Vertical Horiz/Acq Trig Display Cursors Measure Mask Math MyScope Analyze Utilities Help
Vout is flat
CH1:input, CH3:output, R_{ISO}=150ohm
C1 20.0mV Offset:8.4mV BW:20.0M
C3 20.0mV/div BW:20.0M
V1 7.7mV
V2 -69.44mV
ΔV -77.14mV
A C3 11.2mV
50.0µs/div 20.0MS/s 50.0ns/pt
Stopped
5 476 acqs RL:10.0k
Auto December 31, 2019 11:20:58