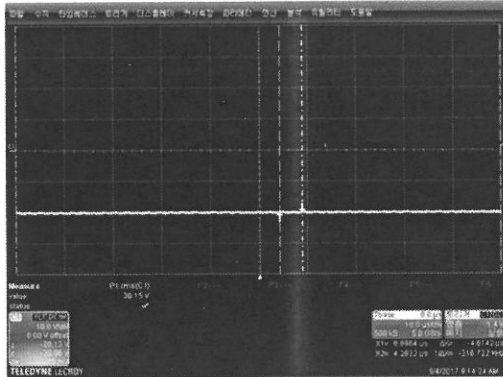
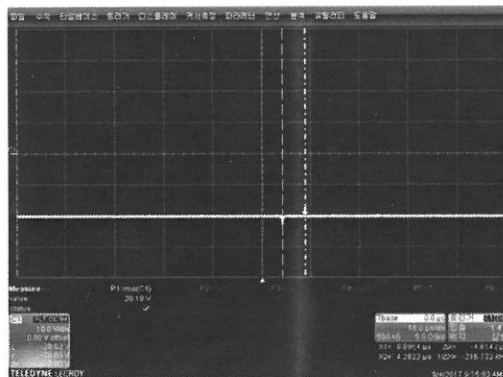


### 유침3. 부품 핀별 측정 파형(U11)

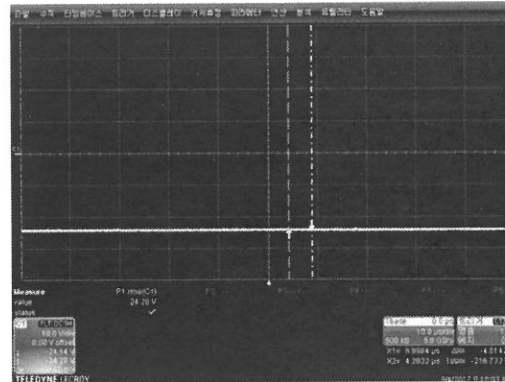
1) U11.2 : 입력 - : VO VOLTAGE FOLLOW  
- RMS : -20.15V



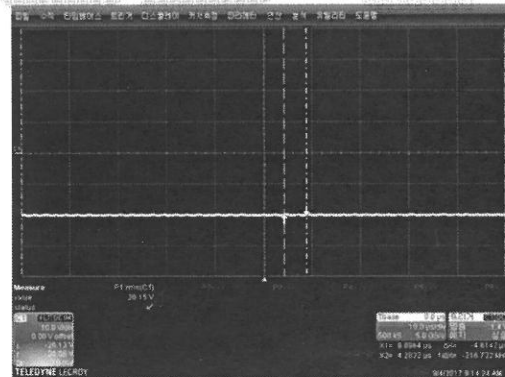
2) U11.3 : 입력 +  
- RMS : -20.18V



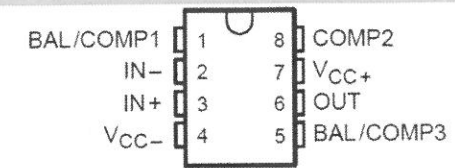
3) U12.4 : 전원 VCC- : VLCD  
- RMS : -24.4V



4) U12.6 : 출력 전압 VO  
- RMS : -20.15V



5) U12.7 : VCC+ -> 5V



\* U11.1,5,8 : Not connection