

TABLE OF CONTENTS

PAGE	DESCRIPTION
1	Contents, Revision History, Design Notes
2	Power Supply
3	

DESIGN NOTES:

1. All resistors are +/-1% tolerance unless otherwise indicated.

LAYOUT NOTES:

REVISION HISTORY

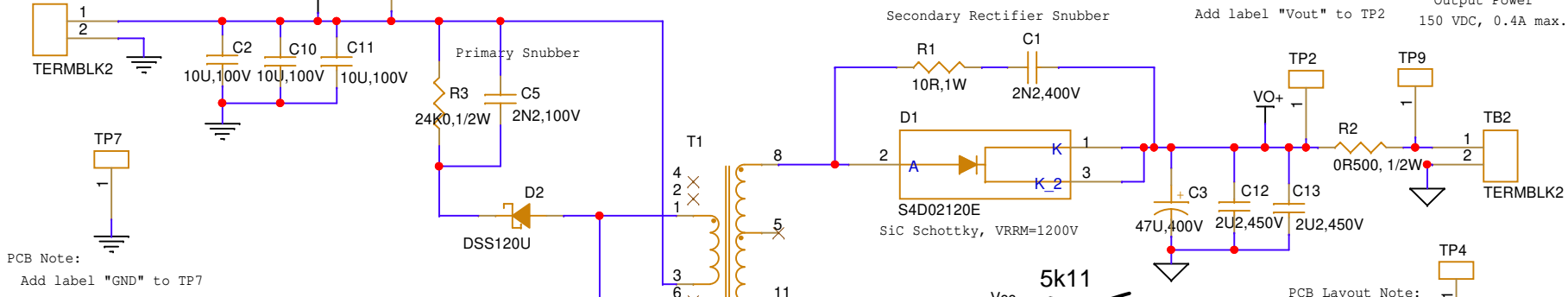
REV	DATE	PAGES	DESCRIPTION
1	2023-09-20	All	First release.
2			

Title		
150 VDC isolated power supply		
Size A	Document Number 800-00157	Rev 1
Date:	Sunday, September 24, 2023	Sheet 1 of 2

Input Power
50 VDC nom., 70W max.

PCB Note:
Add label "Vin" to TP1

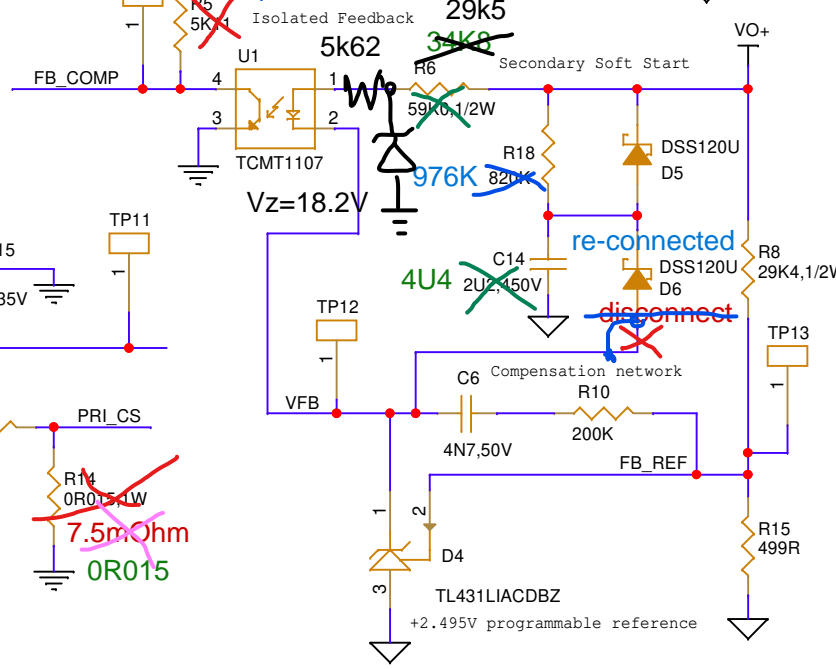
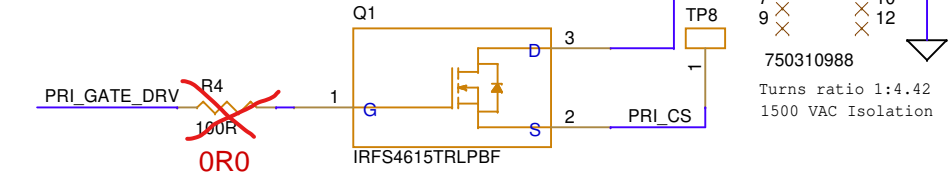
PCB Layout Note:
Add label "Vout" to TP2
Output Power
150 VDC, 0.4A max.



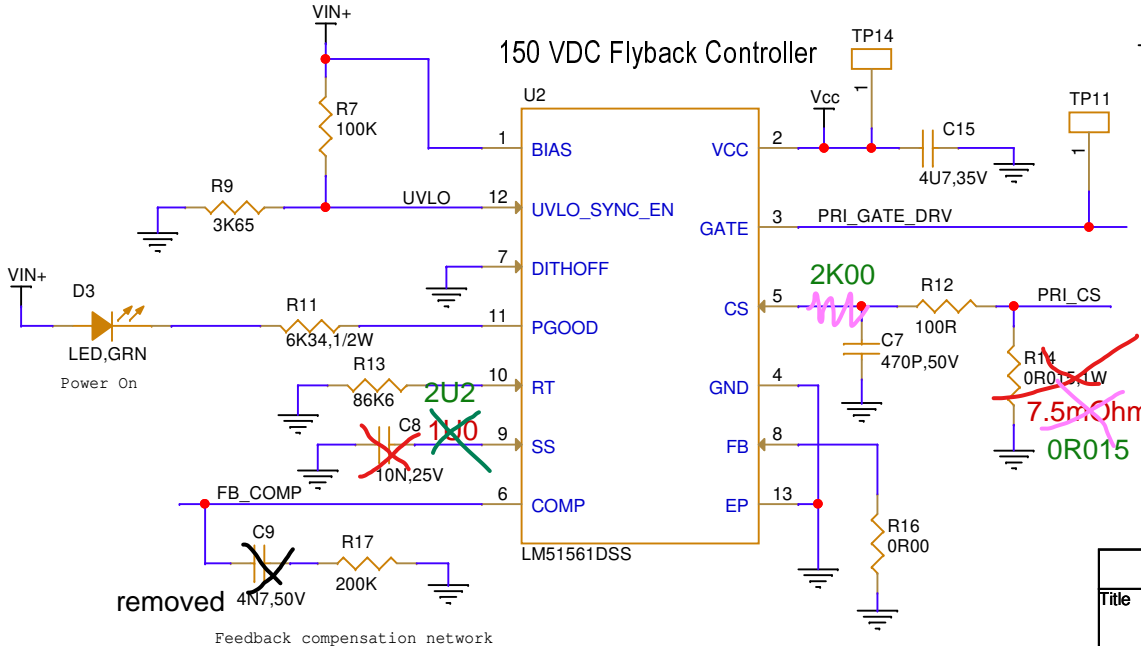
PCB Note:
Add label "GND" to TP7

~~5k11~~
~~2k87~~
~~850R~~

PCB Layout Note:
Add label "I-GND"
to TP4



150 VDC Flyback Controller



Title 150 VDC isolated power supply		
Size A	Document Number 800-00157	Rev 2
Date:	Sunday, September 24, 2023	Sheet 2 of 2

removed
Feedback compensation network

re-connected
disconnect

~~7.5m Ohm~~
OR015