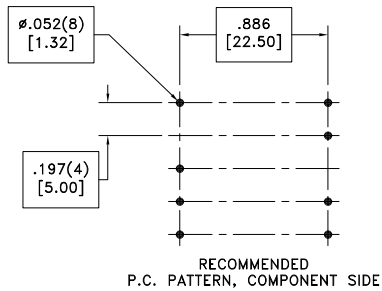
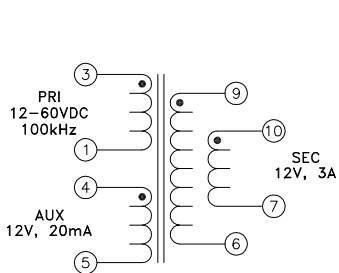
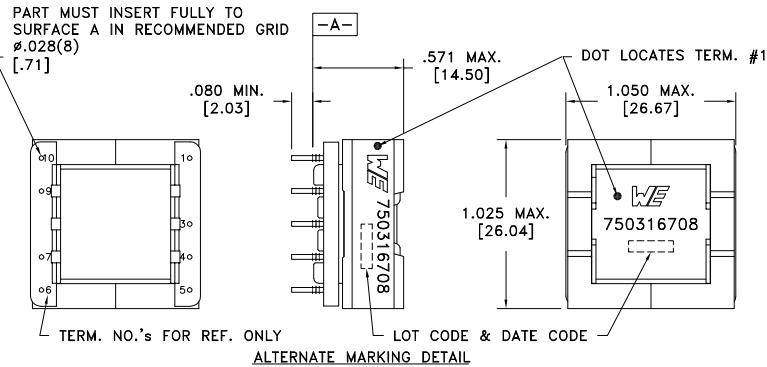


CUSTOMER TERMINAL	RoHS	LEAD(Pb)-FREE
Sn96%, Ag4%	Yes	Yes

more than you expect



Customer to tie terminals 6+7 and 9+10 on PC board.

Application of the transformer allows for the leadwires between terminals 6&7 and 9&10 to solder bridge.

ELECTRICAL SPECIFICATIONS @ 25°C unless otherwise noted:

PARAMETER	TEST CONDITIONS	VALUE
D.C. RESISTANCE	3-1 @20°C	0.030 ohms ±20%
D.C. RESISTANCE	4-5 @20°C	0.470 ohms ±10%
D.C. RESISTANCE	6-10 tie(6+7, 9+10), @20°C	0.010 ohms max.
INDUCTANCE	3-1 10kHz, 100mVAC, Ls	42.0uH ±10%
SATURATION CURRENT	3-1 20% rolloff from initial	7A
LEAKAGE INDUCTANCE	3-1 tie(4+5, 6+7+9+10), 100kHz, 100mVAC, Ls	500nH typ., 750nH max.
DIELECTRIC	1-10 tie(3+4, 6+7), 1000VAC, 1 second	-
DIELECTRIC	1-5 625VAC, 1 second	-
URNS RATIO	(3-1):(10-6), tie(6+7, 9+10)	3:1, ±1%
URNS RATIO	(3-1):(4-5)	3:1, ±1%

GENERAL SPECIFICATIONS:

OPERATING TEMPERATURE RANGE: -40°C to +125°C including temp rise.

Functional insulation only.

Wire insulation & RoHS status not affected by wire color.
Wire insulation color may vary depending on availability.

REV.	DATE	Packaging Specifications Method: Tray PKG-0819 www.we-online.com/midcom		Tolerances unless otherwise specified: Angles: ±1° Fractions: ±1/64 Decimals: ±.005 [0.13] Footprint: ±.001 [0.03]	DRAWING TITLE TRANSFORMER	PART NO. 750316708
6A	6/17	SEE REVISION SHEET FOR REVISION LEVEL		This drawing is dual dimensioned. Dimensions in brackets are in millimeters.	eiSos p/n: 750316708	SPECIFICATION SHEET 1 OF 1