

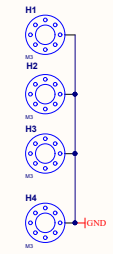
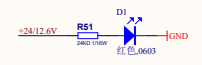
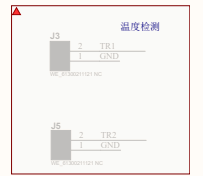
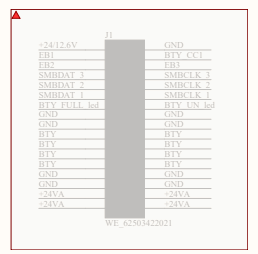
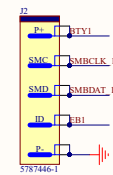
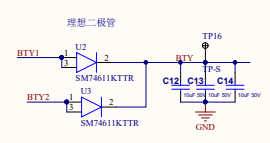
SMBCLK_2	J1	1	2	SMBDAT_2
SMBCLK_1	J1	3	4	SMBDAT_1
BTY_UN led	J1	5	6	BTY_FULL led
EB1	J1	7	8	BTY
PG_23V_BK	J1	9	10	BTY_CC
FAULT_B1	J1	11	12	GND
FAN_EN_BST	J1	13	14	FAN_CC_BST
PG_24V_BST	J1	15	16	FAULT_BST
SP	J1	17	18	PG
IC_SDA_B1	J1	19	20	IC_CLK_B1

MSH_87812020



NMOS导通时，系统2A充电NMOS截止时，3A充电
BTY_CC默认低电平，3A充电

NMOS导通时，系统2A充电NMOS截止时，3A充电
BTY_CC默认低电平，3A充电



Title		
Size	Number	Revision
A2		
Date:	2024/1/31	Sheet 1 of 1
File:	D:\source\3_BATTERY\SchDoc	Drawn By: