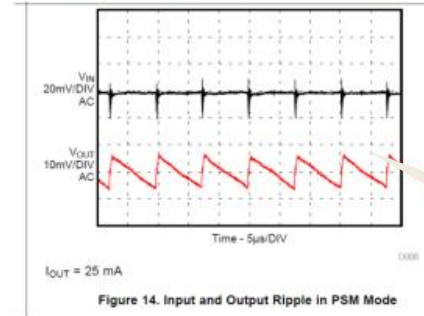


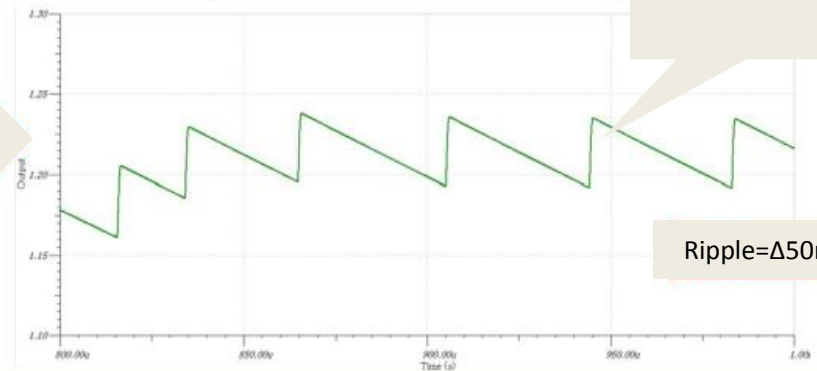
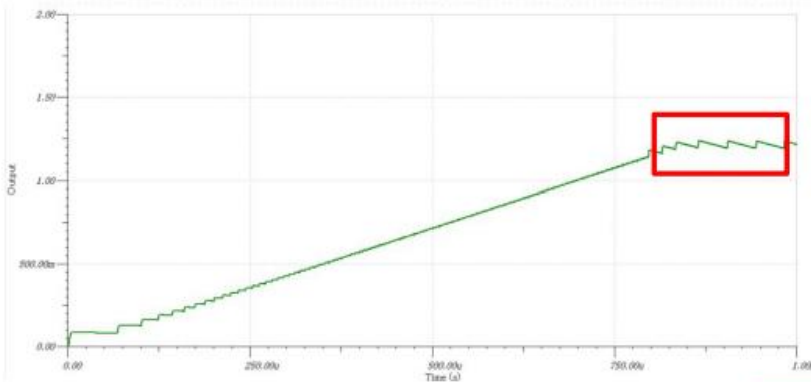
8.2.1.3 Application Performance Curves

$T_A = 25^\circ\text{C}$, $V_{IN} = 5\text{ V}$, $V_{OUT} = 1.2\text{ V}$, unless otherwise noted.



Ripple= $\Delta 15\text{mV}$

It is different ripple level



Ripple= $\Delta 50\text{mV}$

A simulation under the same conditions as the data sheet.
Customers want to know why the ripple level different.