Vin_min=20V
Vin_nom=24V
Vin_max=28V≯38V

Vout=35.1V
Iout=7.5A

Fsw=766KHz
VIN=20V，升压电路停止工作
VIN=24V，升压电路开始工作
Tss=24.4ms
Dmax=44%
L＞10.39uH=15uH 电感线径＞2mm，铁硅铝磁环61nH绕16匝
ILrms=13.5A
ILpeak=14.1A
Vcs总=71mV
Rcs总=4.12mR
Pcs总=1.68W

Igd=64mA
Pcondls(L)=0.728271W 传导功率损耗
Psw(L)=0.585W　开关功率损耗

Igd=64mA
Pcondls(H)=0.992W 传导功率损耗
Psw(H)=1.748W　开关功率损耗

Cout_min＞39.12uF/50V/X7R
Cin_min＞10.58uF/50V/X7R

Vin_min=20V
Vin_nom=24V
Vin_max=28V≯38V
Vout=35V
Iout=7.85A
Pout=275W
Fsw=350KHz　RT=164K
Iin=13.72A
VIN=20V，升压电路停止工作
VIN=24V，升压电路开始工作
Tss=24.4ms
Dmax=42.8%
L＞10.39uH=15uH 电感线径＞2mm，铁硅铝磁环61nH绕16匝
ILrms=13.72A
ILpeak=14.53A
Vcs总=71mV
Rcs总=4.07mR=4mR
Pcs总=1.26W
Igd=29.4mA
Pcondls(L)=0.725W 传导功率损耗
Psw(L)=0.27W　开关功率损耗
Pt=1W　开关功率损耗
Igd=29.4mA
Pcondls(H)=0.969W 传导功率损耗
Psw(H)=0.811W　开关功率损耗
Pt=1.78W　开关功率损耗
Cout_min＞48uF/50V/X7R
Cin_min＞23.17uF/50V/X7R
Cboost＞336nF/50V/X7R=470nF

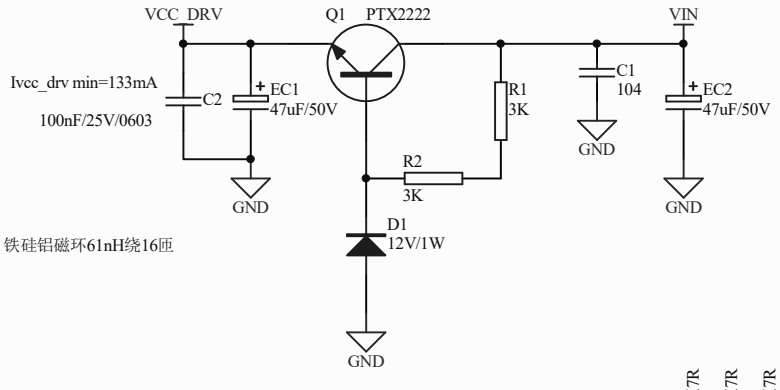

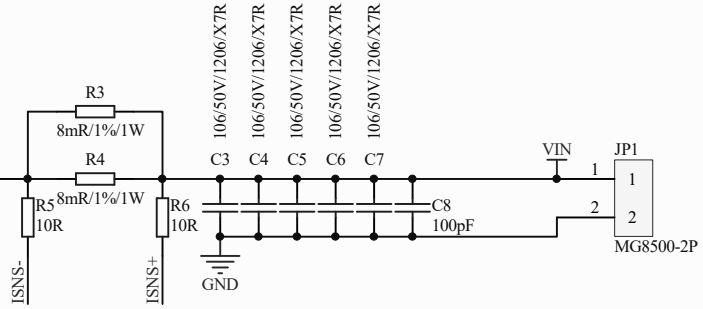

Cout_min=39.12uF/50V/X7R，考虑到ESR，一般需要将电容增大一倍

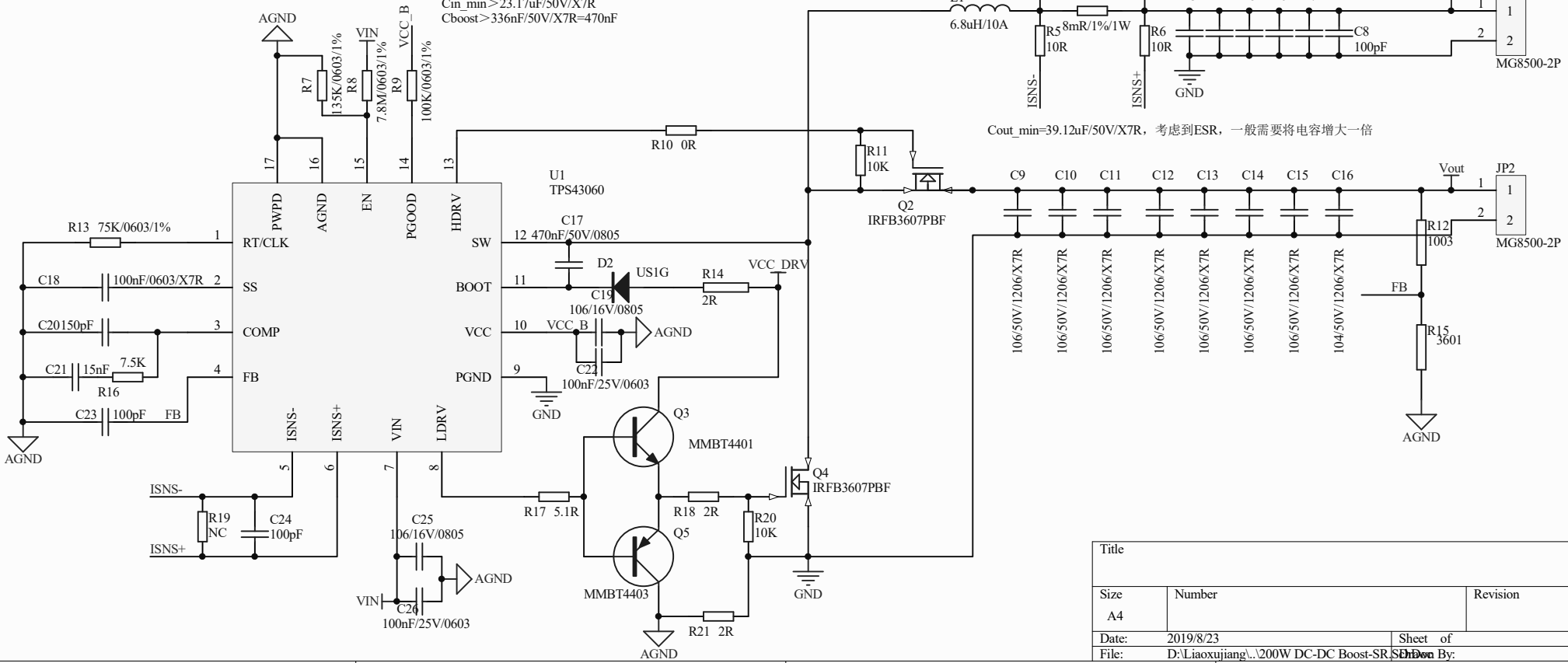

Title		
Size A4	Number	Revision
Date: 2019/8/23	Sheet of	
File: D:\Liaoxujiang\..\200W DC-DC Boost-SR.SchDoc	Drawn By:	