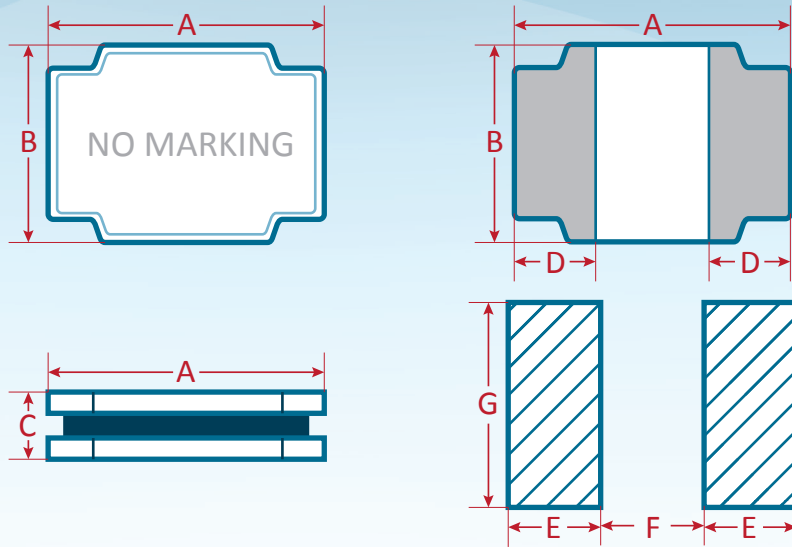


HNT-E Series

SMD Power Inductor

Shape and Dimensions(mm):



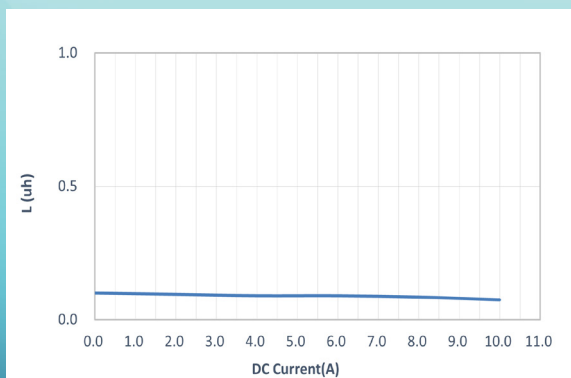
| Item | A | B | C | D | E | F | G |
|-----------|---------|---------|---------|----------|-----------|----------|----------|
| HNT2512-E | 2.5±0.2 | 2.0±0.2 | 1.2±0.1 | 0.75±0.1 | 0.85 Typ. | 0.8 Typ. | 2.0 Typ. |

HNT2512-E

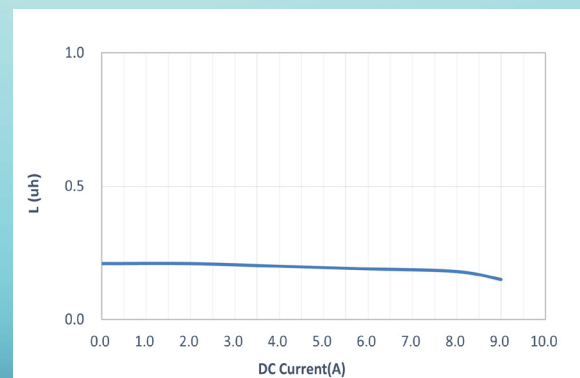


| Part No. | Inductance (uH) | DCR(mΩ) Max. | Isat(A) | | I _{rms} (A) | | Tolerance (±%) |
|----------------|-----------------|--------------|---------|------|----------------------|------|----------------|
| | | | Typ. | Max. | Typ. | Max. | |
| HNT2512NTR10-E | 0.10 | 13 | 9.5 | 8.5 | 6.5 | 5.8 | 30 |
| HNT2512MTR22-E | 0.22 | 23 | 8.2 | 7.0 | 4.8 | 4.1 | 20 |
| HNT2512MTR24-E | 0.24 | 23 | 8.5 | 7.4 | 6.0 | 5.0 | 20 |
| HNT2512MTR33-E | 0.33 | 28 | 6.8 | 5.8 | 4.6 | 3.8 | 20 |
| HNT2512MTR47-E | 0.47 | 35 | 7.0 | 6.0 | 4.1 | 3.5 | 20 |
| HNT2512MTR68-E | 0.68 | 43 | 5.0 | 4.2 | 3.7 | 3.2 | 20 |
| HNT2512MT1R0-E | 1.0 | 48 | 4.3 | 3.7 | 3.5 | 3.0 | 20 |
| HNT2512MT1R5-E | 1.5 | 72 | 3.7 | 3.1 | 2.9 | 2.5 | 20 |
| HNT2512MT2R2-E | 2.2 | 100 | 3.0 | 2.5 | 2.4 | 2.1 | 20 |
| HNT2512MT3R3-E | 3.3 | 150 | 2.5 | 2.1 | 2.2 | 1.9 | 20 |
| HNT2512MT4R7-E | 4.7 | 230 | 2.3 | 2.0 | 1.7 | 1.5 | 20 |
| HNT2512MT6R8-E | 6.8 | 350 | 1.9 | 1.6 | 1.4 | 1.2 | 20 |
| HNT2512MT100-E | 10 | 480 | 1.6 | 1.3 | 1.1 | 1.0 | 20 |
| HNT2512MT220-E | 22 | 1320 | 1.1 | 0.9 | 0.7 | 0.6 | 20 |

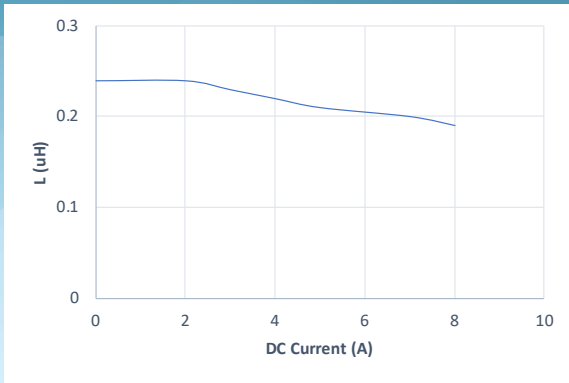
HNT2512NTR10-E



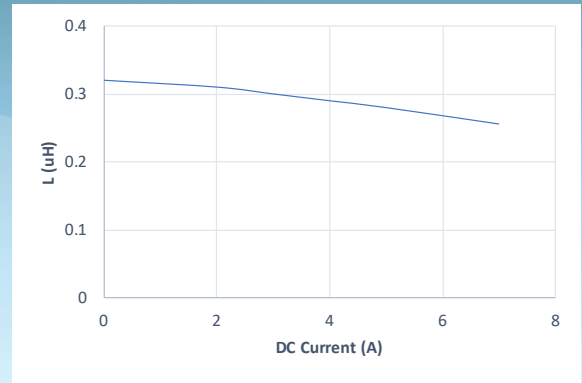
HNT2512MTR22-E



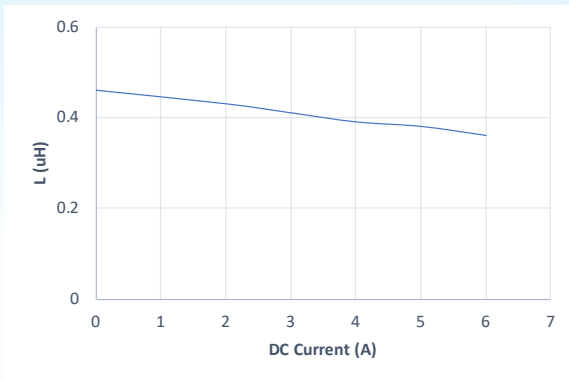
HNT2512MTR24-E



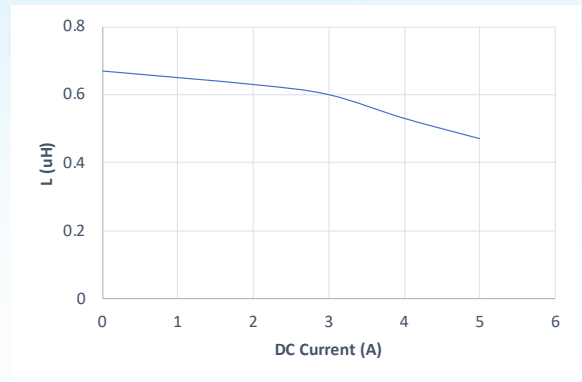
HNT2512MTR33-E



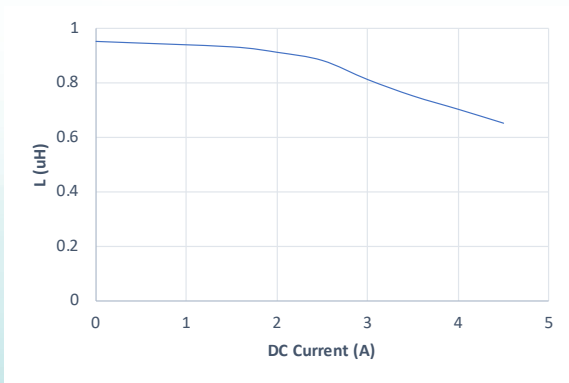
HNT2512MTR47-E



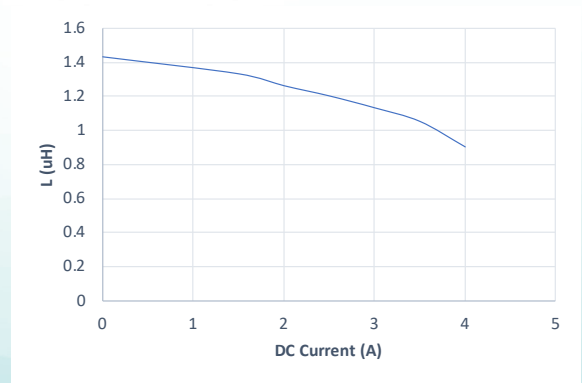
HNT2512MTR68-E



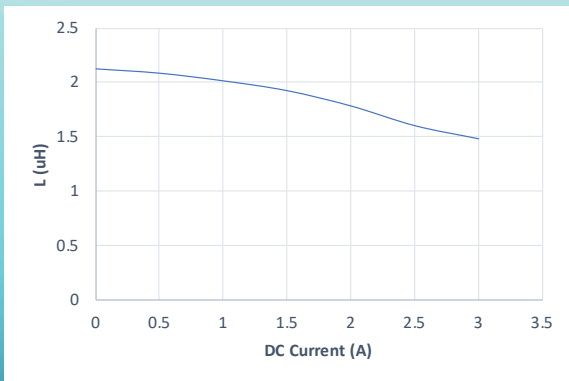
HNT2512MT1R0-E



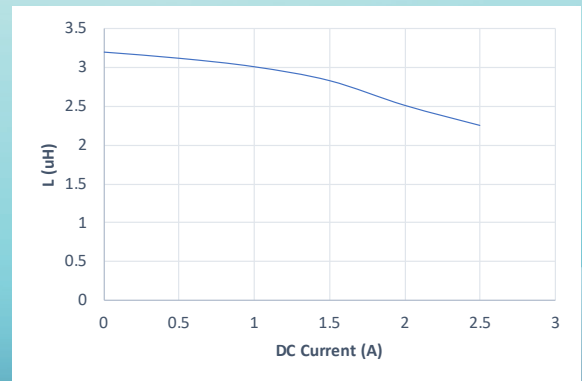
HNT2512MT1R5-E



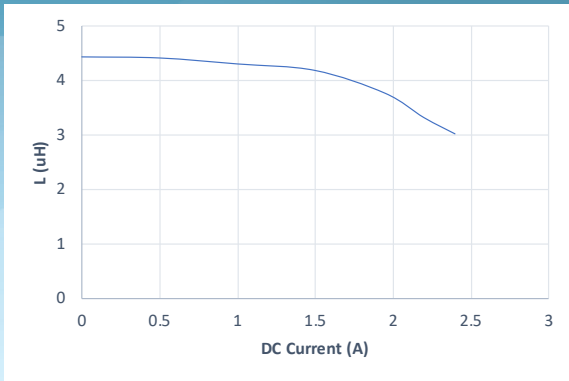
HNT2512MT2R2-E



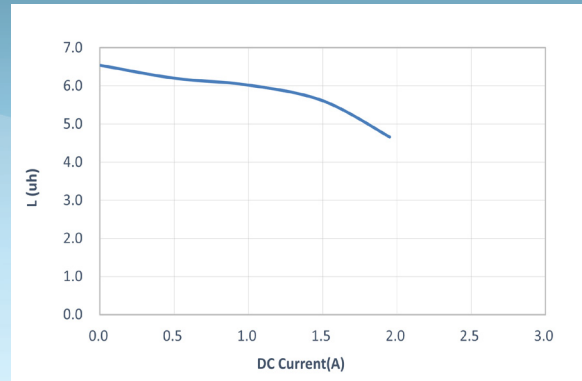
HNT2512MT3R3-E



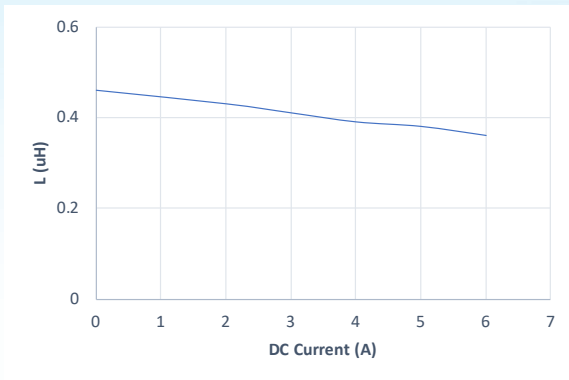
HNT2512MT4R7-E



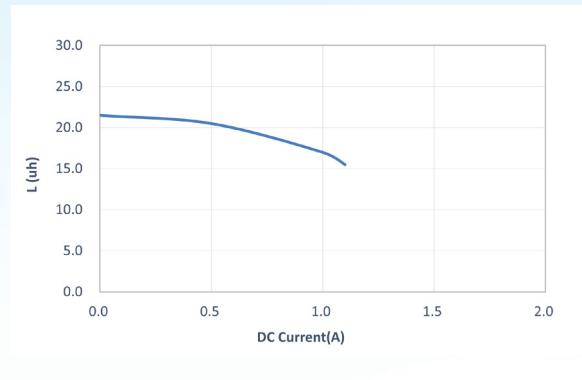
HNT2512MT6R8-E



HNT2512MT100-E



HNT2512MT220-E



Ordering information

HNT - 2512 - M - T - 1R0 - E

(1) (2) (3) (4) (5)

- (1) Type : Surface Mountable Type
- (2) Size : 2512 is size
- (3) Tolerance : M=20%
- (4) Packaging style : Taping Reel
- (5) Inductance : R24 for 0.24uH, 1R0 for 1.0uH, 100 for 10uH...

Characteristics

- Isat : Based on Inductance decrease 30%
- Irms : Based on Temperature increase 40°C
- Operating temperature range : -40 to +125°C (Including self-temperature rise)
- Storage Temp : -40°C to +85°C

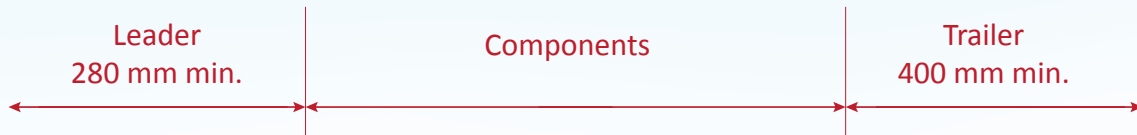
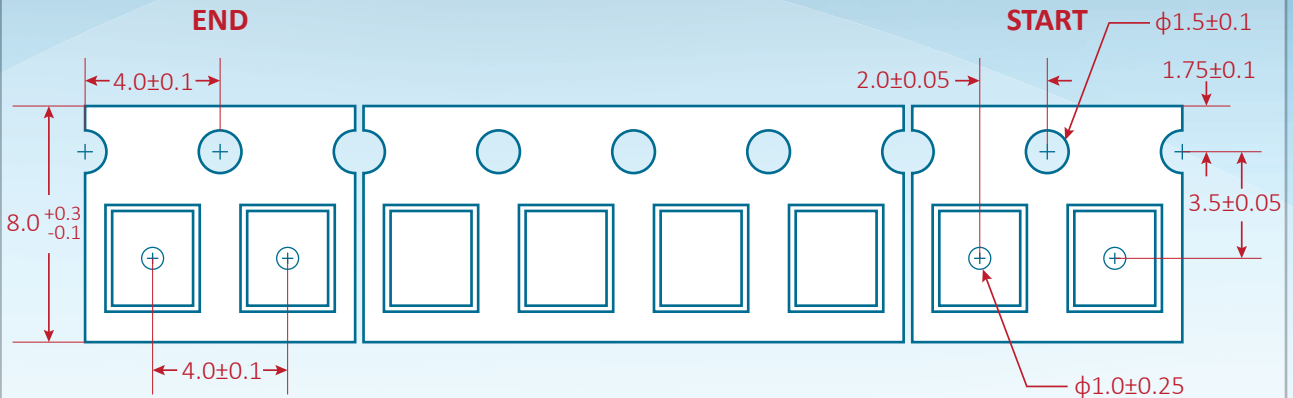
Test equipment

- Test Frequency : 1MHz/ 0.1V
- L/Q : HP-4286A
- SRF : HP-4291B, HP4287A
- DCR: HP-4286A, CH16502

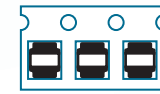
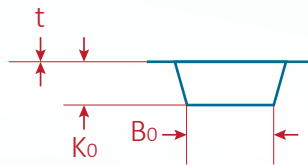
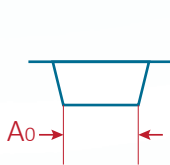
HNT2512-E

Packing

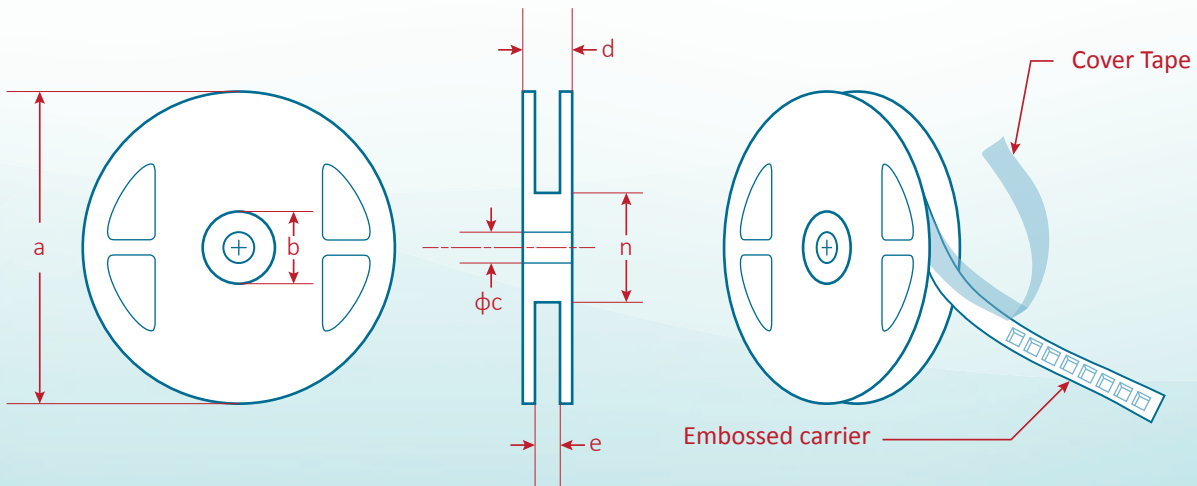
Dimensions in mm



User direction of feed



Bottom View



Strength of cover tape (20g~60g)

| Item | t | A ₀ | B ₀ | K ₀ | a | b | φ _c | d | e | n |
|-----------|---------------|----------------|----------------|----------------|---------------|----------------|----------------|--------------|-------------|------------|
| HNT2512-E | 0.25 ±0.05 | 2.35 ±0.1 | 2.90 ±0.1 | 1.40 ±0.1 | 178.0 ±2.0 | 21.0 ±0.8 | 13.0 ±0.8 | 12.5 Max. | 8.4 ±1.0 | 50 Min. |
| Reel | | 5 Reel / Box | | | | 6 Box / Carton | | | | |
| Q'ty(Pcs) | Size mm | | Q'ty(Pcs) | Size mm | | Q'ty(Pcs) | Size mm | | | |
| 2,000 | 180φ | | 10,000 | 182x182x80 | | 60,000 | 540x210x205 | | | |