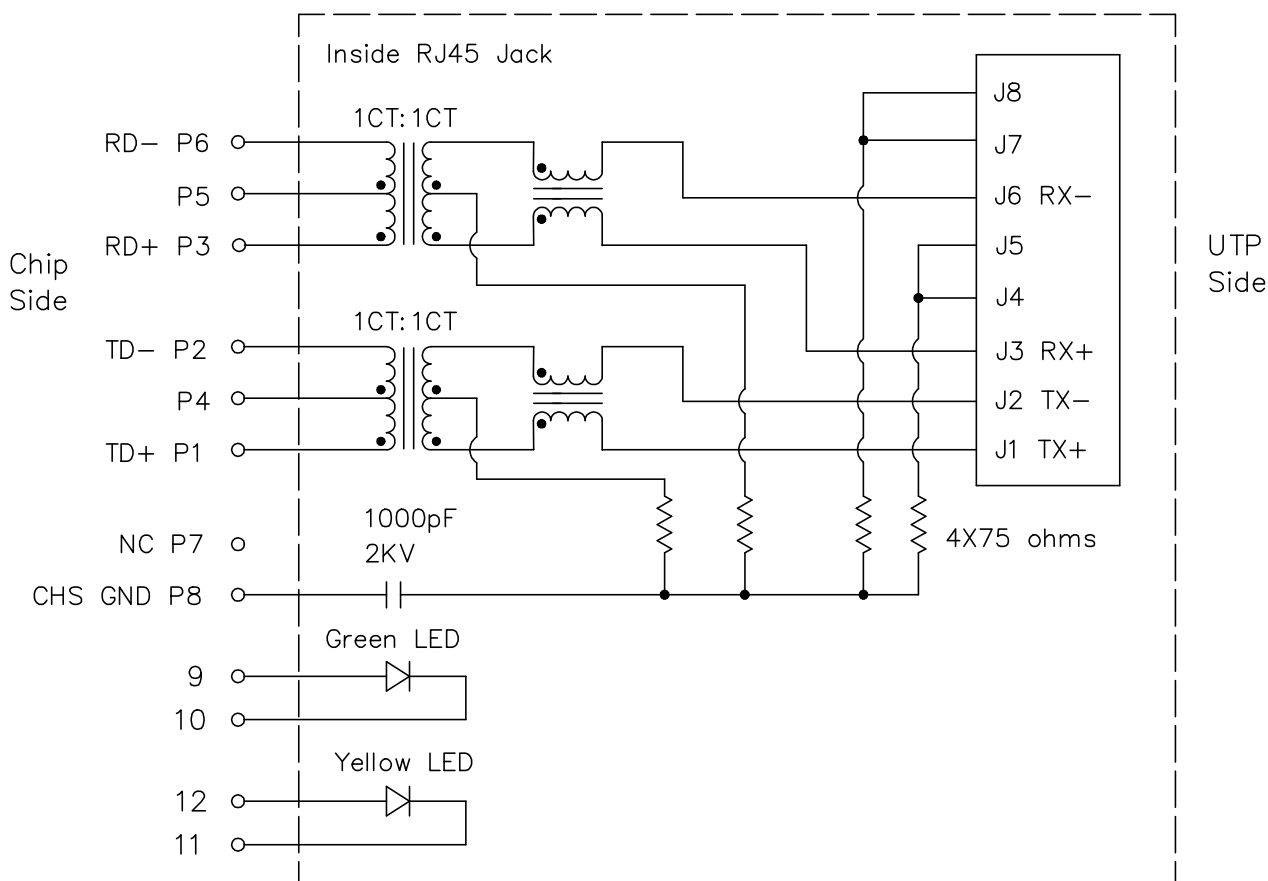


HR911105A

Electrical Specification @25°C

Operating Temperature Range: 0°C ~ +70°C
 Isolation: 1500Vrms 0.5mA 60sec (UTP Side to Chip Side)
 OCL: 350uH Minimum @100KHz 100mV with 8mADC
 Insertion Loss: -1.0dB Maximum @300KHz ~ 100MHz
 Return Loss: -20dB Minimum @1MHz ~ 10MHz / -16dB Minimum @10MHz ~ 30MHz
 -12dB Minimum @30MHz ~ 60MHz / -10dB Minimum @60MHz ~ 80MHz
 Common Mode Rejection: -30dB Minimum @1MHz ~ 50MHz
 -20dB Minimum @50MHz ~ 150MHz
 Crosstalk: -40dB Minimum @1MHz ~ 30MHz / -35dB Minimum @30MHz ~ 60MHz
 -30dB Minimum @60MHz ~ 100MHz

Schematics

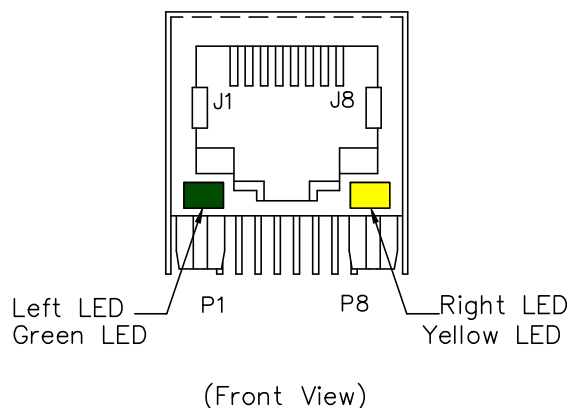
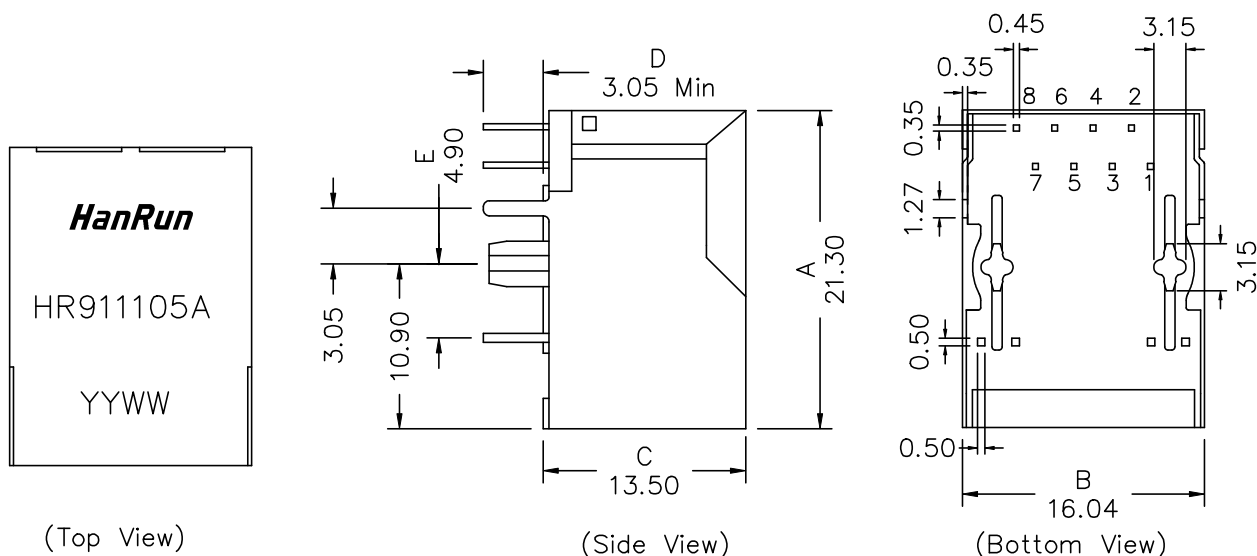


Notes: Connect CHS GND to PCB Ground

HR911105A

- RoHS Compliant (PB Free)
- Meets or Exceeds IEEE802.3 standards including 350uH Min OCL with 8mADC
- High performance for EMI suppression, Crosstalk, Return Loss and Consistent Electrical
- Minimum 1500Vrms isolation per IEEE802.3 requirement
- Minimize PCB space and Simplify PCB Layout
- Less magnetic components to be placed on PCB, higher reliability and yields
- UL Recognized Component: File # E330599

Mechanical Dimensions:



Standard LED	Wavelength	Forward V (Min/Max)	Forward A	Type
Green	568nm	1.8V/2.8V	20mA	squareness
Yellow	585nm	1.8V/2.8V	20mA	squareness

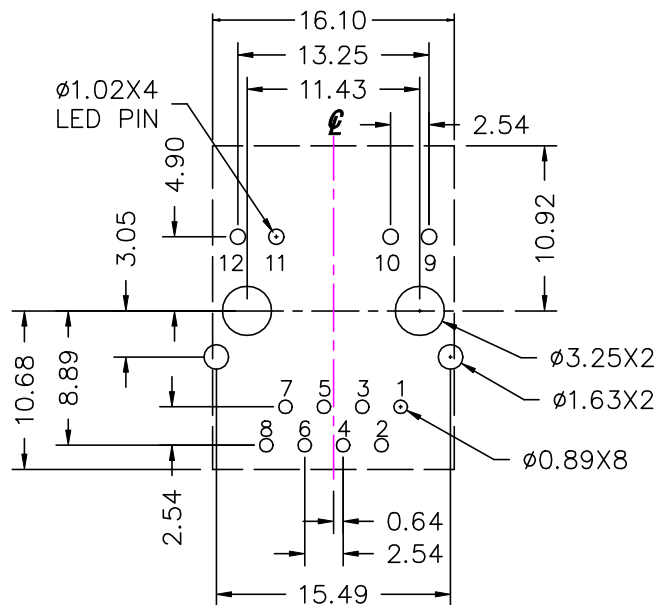
Dimensions in mm

Unless otherwise specified, Tolerance: .xx ±0.25

REV.: A/3

HR911105A

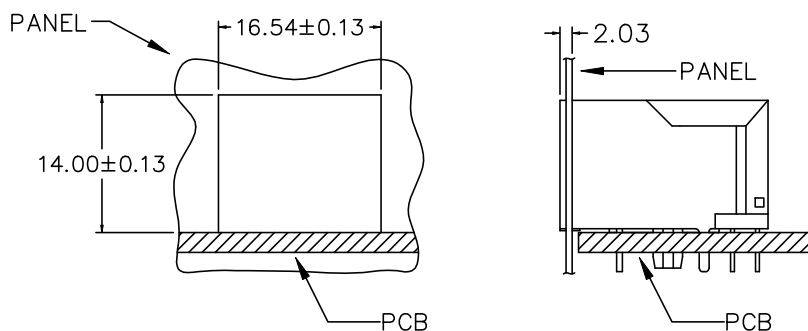
PCB Layout:



Recommended PCB layout (Component Side View)

All dimension tolerance are ± 0.08 unless otherwise specified

Suggested Panel Cutout:



SUGGESTED PANEL OPENING

Dimensions in mm

Unless otherwise specified, Tolerance: $.xx \pm 0.25$

REV.: A/3

HR911105A

Material Specification:

Housing: PA66 GF Black UL94V-0
Shield: 30u" Nickel over 0.20mm Thickness Brass
Insert: PA66 GF Black UL94V-0
Phosphor Bronze 0.35mm Thickness
Plating Area, 30u" gold over, 50u" nickel
Solder Area, 100u" tin over, 50u" nickel

Mechanical Performance:

Mating force: 5 lbs Maximum
Unmating force: 5 lbs Maximum
Plug to Jack Retention force: 20 lbs Minimum
Operating life: 750 Cycles Minimum

Operating and Storage conditions:

Operating Temperature Range: 0°C ~ +70°C
Storage Temperature Range: -40°C ~ +85°C
Storage Humidity: 30% to 85%