


Technical inquiry DC/DC Converter LMZM23600V3SILR

I took the waveforms of normal-operation and Abnormal-operation.

Normal	refer to figure.1
Abnormal	refer to figure.2
Abnormal2	refer to figure.3
Condition	Vin: 6Vdc Output: 3.3V Load: nearly zero
Mode	PFM mode (MODE=0V)
Point	refer to below
Consumption	figure.1 3.5 mA figure.2 7 mA figure.3 42 mA
DC resistance	(Measuring instrument: Digital tester) figure.1 0.45 ohm figure.3 0.39 ohm
Inquiry	
Q1	Is Figure.2 normal or faulty ?
Q2	Where is the broken part ? I think the built-in inductor is in short mode.
Q3	Can you predict the cause of the failure ? If the inductor is in short mode, I think it is due to overheating, not overcurrent.



Please, best regards.




Figure. 1
Normal

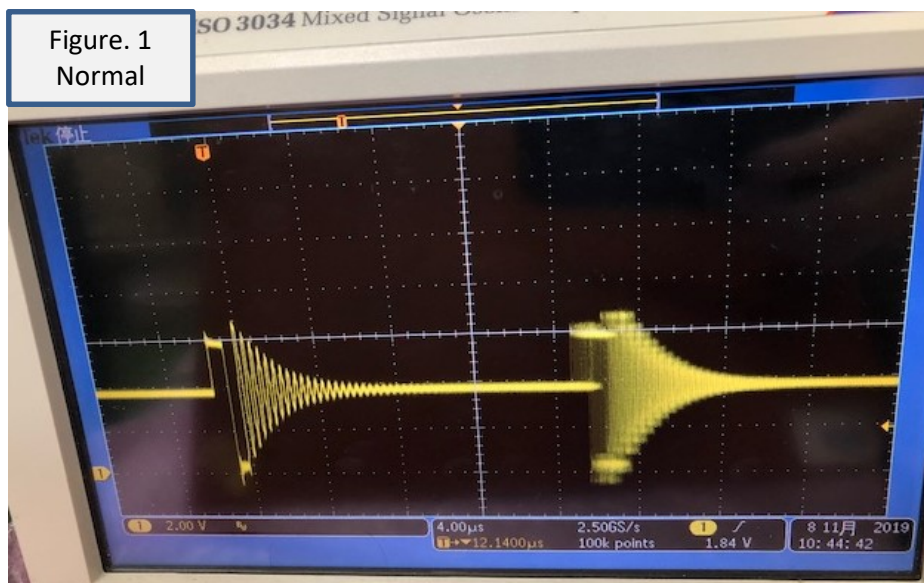


Figure. 2
Abnormal



Figure. 3
Abnormal2



