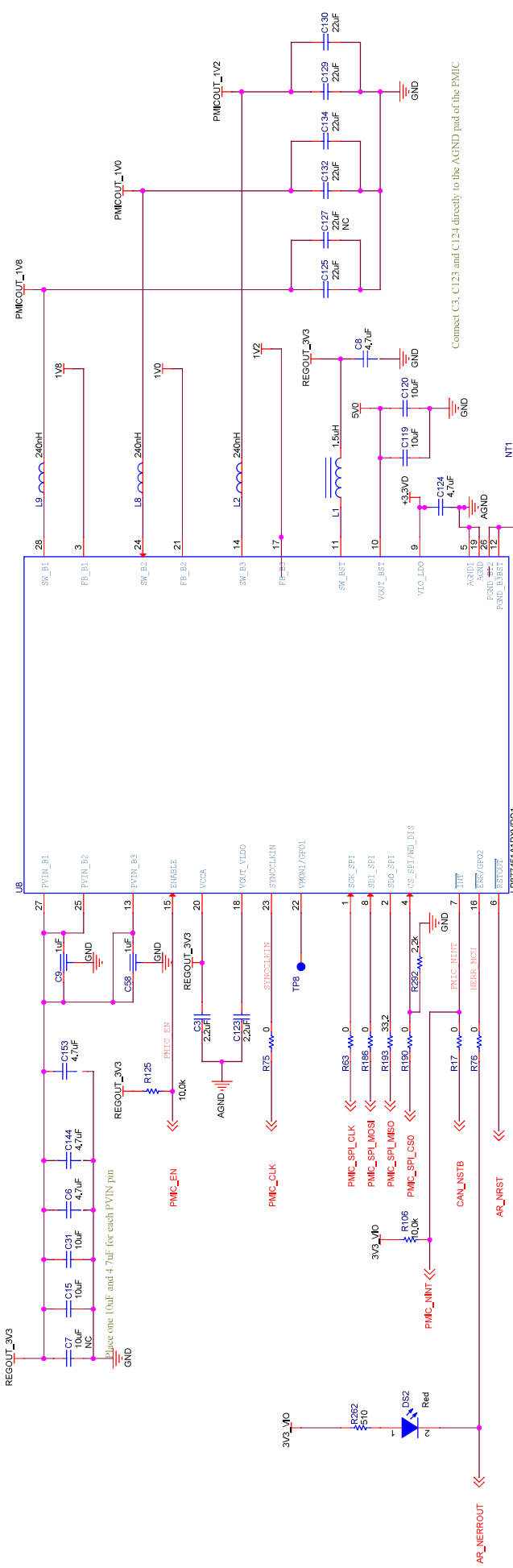
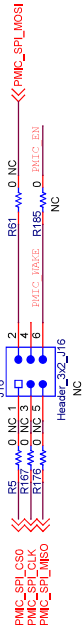


References

PMIC REFERENCE

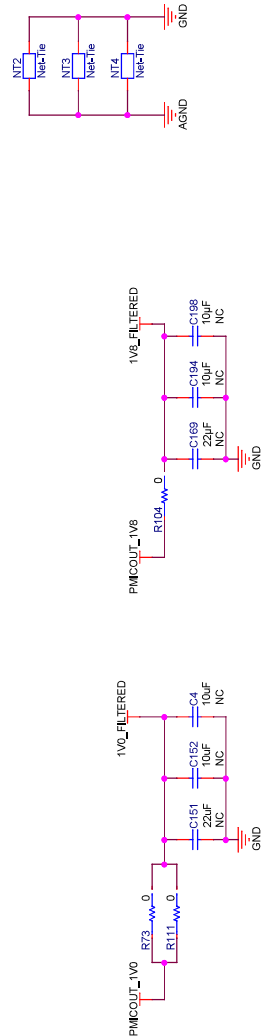
DEBUG TEST PINS



Connect C3, C123 and C124 directly to the AGND pad of the PMIC

PMIC LC FILTER

Connect AGND to FGND in inner layer GND. In any case, FGND should not be connected to power pad on layer on which PMIC is placed



These instruments and/or its features do not warrant the accuracy or completeness of this specification or any information contained therein. These instruments and/or implementations, these instruments and/or features do not warrant that the design is a production worthy, you should conduct reliability analysis and test your assembly implementation to confirm the system functionality for your application.

Orderable Part Number	Quantity	Unit Price	Total Price
ASSEMBLY FOR PANEL FILE	1		
ASSEMBLY PART	1		
REV			
DATE			
DESIGNED BY			
CHECKED BY			
APPROVED BY			