

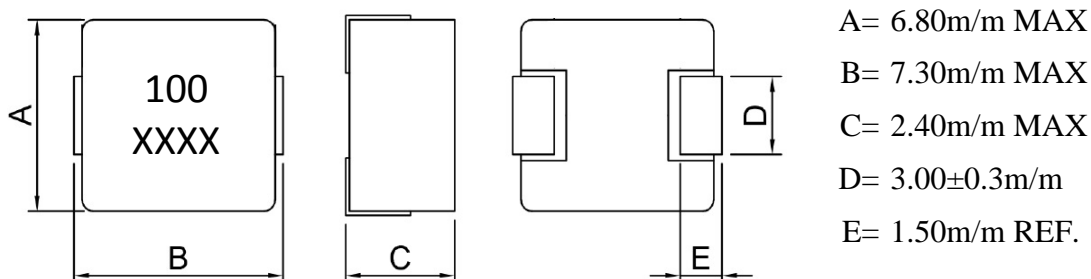
# SPECIFICATION

ITEM	SMD,INDUCTOR,10uH+-20%
FENG JUI P/N.	PI07024Q1-100M
ELECTRICAL REQUIREMENTS	INDUCTANCE: 10uH±20% DCR: 129mΩ MAX(115.6mΩ TYPICAL) Isat Current: 7.0A(drop 35% typ.) Irms Current: 2.5A(ΔT=40°C typ.)

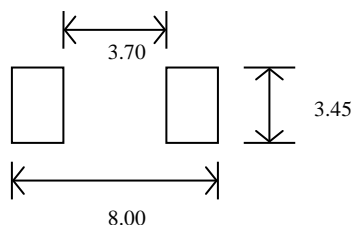
**TEST METHOD:**

TEST EQUIPMENT	CH1062A / CH1320
TEST FREQUENCY	100KHz, 0.25V
	AEC-Q200 Qualified

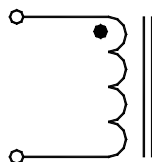
**DIMENSION : (UNIT:mm)**



**LAND PATTERNS:**



**SCHEMATICS:**



APPROVED	CHECKED	CORRECT	DESIGNED

FENG JUI TECHNOLOGY CO., LTD	FILE NO.	DATE 2018/01/17	REV. A/0	PAGE 1
------------------------------	----------	--------------------	-------------	-----------

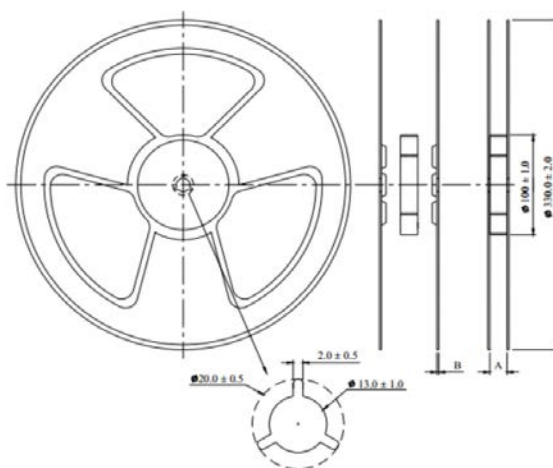
# SPECIFICATION

## PACKAGING QUANTITIES

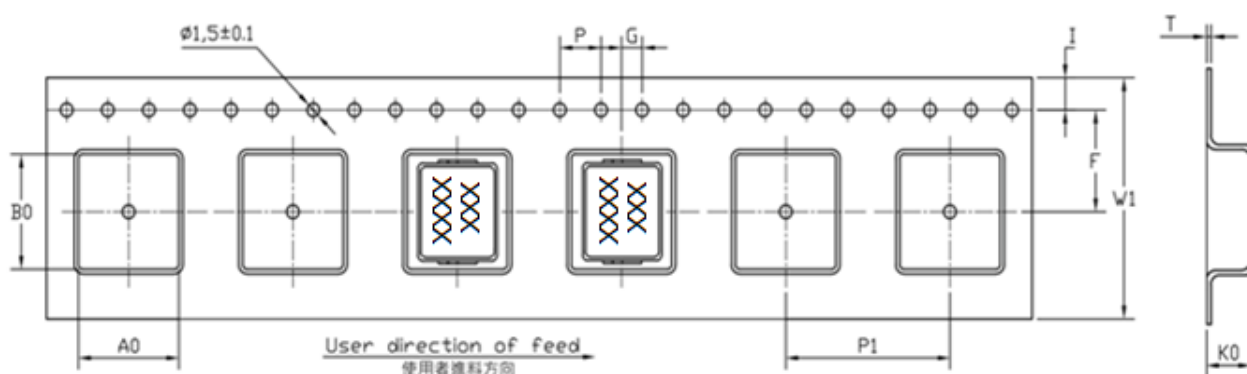
TYPE	Pcs / REEL
PI07024Q1	1,500

REEL DIMENSIONS UNIT:mm

Material: Paper,Palstic



A	16.5±0.2
B	2.00±0.2



UNIT:mm

W1	16.00±0.3
I	1.75±0.1
F	7.50±0.1
P	4.00±0.1

G	2.00±0.1
P1	12.00±0.1
Ao	7.10 REF.
T	0.40±0.05

Bo	7.60 REF.
Ko	2.60±0.1

APPROVED	CHECKED	CORRECT	DESIGNED

FENG JUI TECHNOLOGY CO., LTD	FILE NO.	DATE 2018/01/17	REV. A/0	PAGE 3
------------------------------	----------	--------------------	-------------	-----------

# RELIABILITY TEST

1. Operating temperature range  
-55 TO + 125°C (Includes temperature when the coil is heated)
2. High temperature exposure(storage) refer MIL-STD-202 Method 108:  
1000 hrs at rated operating temperature(e.g. 125°C). Part can be stored for 1000 hrs @125°C.  
Unpowered. Measurement at 24±4 hours after test conclusion.
3. Temperature cycling refer JESD22 Method JA-104:  
1000 cycles(-55 TO + 125°C). Measurement at 24±4 hours after test conclusion.  
30 min maximum dwell time at each temp. extreme. 1 min. maximum transition time.
4. Biased Humidity refer MIL-STD-202 Method 103:  
1000 hours 85°C/85%RH. Unpowered. Measurement at 24±4 hours after test conclusion.
5. Operational Life refer MIL-PRF-27:  
1000 hrs. at 125 °C tested. Measurement at 24±4 hours after test conclusion.
6. External Visual refer MIL-STD-883 Method 2009:  
Inspect device construction, marking and workmanship.
7. Physical Dimension refer JESD22 Method JB-100:  
Verify physical dimensions to the applicable device detail specification.
8. Resistance to Solvents refer MIL-STD-202 Method 215:  
Add aqueous wash chemical - OKEM clean or equivalent.
9. Mechanical Shock refer MIL-STD-202 Method 213: Figure 1 of Method 213. Condition C.
10. Vibration refer MIL-STD-202 Method 204:  
5g's for 20 minutes, 12 cycles each of 3 orientations. Test from 10-2000 Hz.
11. Resistance to soldering Heat refer MIL-STD-202 Method 210:  
Condition B No pre-heat of samples. Single wave solder-procedure 2 for SMD  
and procedure 1 for leaded with solder within 1.5mm of device body.
12. ESD refer AEC-Q200-002 or ISO/DIS 10605: Direct contact discharge 2kV.
13. Solderability refer J-STD-002: For SMD. Magnification 50X. Conditions:  
SMD, a)Method B, 4hrs@155°C dry heat @235°C,  
b)Method B@215°C category 3.,  
c)Method D category 3@260°C
14. Electrical Characterization refer spec:  
Show Min, Max Mean and Standard deviation at room from Min and Max temperature.
15. Flammability refer UL-94: V-0 or V-1 Acceptable.
16. Board Flex refer AEC-Q200-005: 60 sec minimum holding time.
17. Terminal Strength(SMD) refer AEC-Q200-006
18. Storage environment: MSL II  
Storage condition: Temperature Range: 0°C ~ 35°C ; -55°C ~ 125°C (after PCB)  
Humidity Range: 50% ~ 70% RH

Use components within 12 months. If 12 months or more have elapsed, check solderability before use.

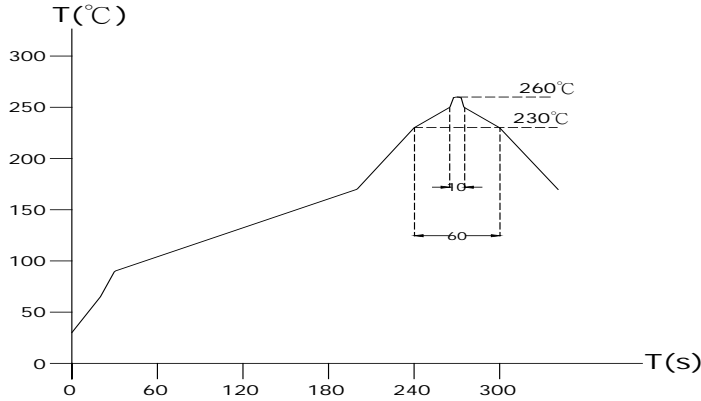
APPROVED	CHECKED	CORRECT	DESIGNED

<b>FENG JUI TECHNOLOGY CO., LTD</b>	FILE NO.	DATE 2018/01/17	REV. A/0	PAGE 4
-------------------------------------	----------	--------------------	-------------	-----------

# ROHS SPECIFICATION

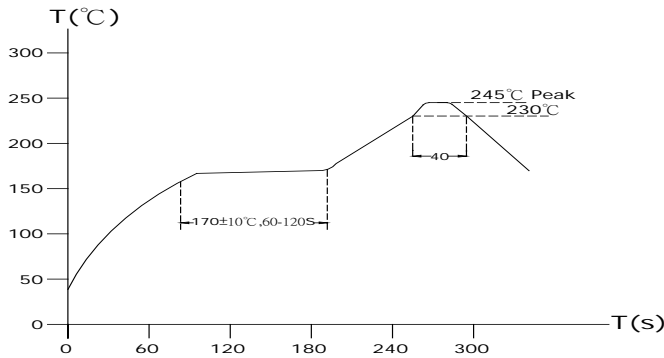
## GENERAL CHARACTERISTICS

### Lead-free heat endurance test



- ※The test should be made under the conditions according to the chart, after the test it is kept for 2hours under the normal temperature and humidity. Then,no mechanical and electrical defect should be found out.
- ※The reflow test can be done twice,but the interval should be more than one hour under the normal conditions.
- ※The reflow test conditions are based on the testing instruments available in our company.

### Lead-free the recommended reflow condition



- ※The reflow condition recommended above is according to the machine used by our company. Big differences will arise as a result of the type of machine ,reflow conditions,method,etc used. Hence,before setting up your reflow conditions,please confirm with the above.

APPROVED	CHECKED	CORRECT	DESIGNED