

深圳市利联科科技有限公司  
产 品 规 格 书

SPEC-FX10006 -B

29-07-2020

PAGE 1 OF 5

Project No. 项目编号	<b>FX10006</b>			
Customer 客户名称				
Module No. 客户型号				
Product type 产品内容	Standard LCD Module 1200 x 3RGB x 1920 Dots 10.1" TFT LCD			
Signature by customer: 客户确认签章:				
编 制	电子审核	结构审核	品质审核	批 准
YU				

DOCUMENT REVISION	DATE	DESCRIPTION	PREPARED BY	APPROVED BY
A	2020.07.09	First Release.	YU	
B	2020.07.29	Modify outline	YU	

## 1. General Description

- 10.1”(diagonal), 1200 x3 RGB x 1920 dots, 262k colors, Transmissive, TFT LCD module.
- Viewing Direction: ALL.
- **Driving IC: HX8279D\*2**
- 4 lanes MIPI
- Outline dimensions:142.9(W) x228.5(H) x 2.77(D)mm
- LCD AA:135.36(W) x216.85(H) mm
- Dor pitch:0.1128(RGB)(W) x0.1128(H)mm

## 2. Typical Electrical characteristics

Parameter	Symbol	Conditions	Min.	Typ.	Max.	Unit
Supply voltage (analog)	VSP-GND		4.5	5.5	6.0	
Supply voltage (analog)	VSN-GND		-6.0	-5.5	-4.5	V
Supply voltage (logic)	IOVCC-GND		1.7	1.8	2.0	V
Supply current (Logic & LCD)	ICC		-	-	30	mA
Supply voltage of white LED backlight	VLED =V(BL+)- V(BL-)	Forward current =350mA Number of LED dies = 14P*6S	18	19.2	19.8	V
Luminance (on the module surface)			-	1000	-	cd/m <sup>2</sup>



深圳市利联科科技有限公司  
产品规格书

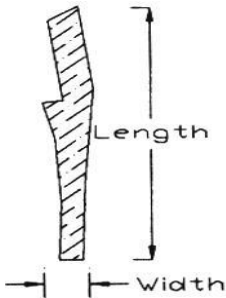
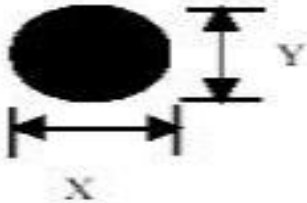
SPEC-FX10006 -B

29-07-2020

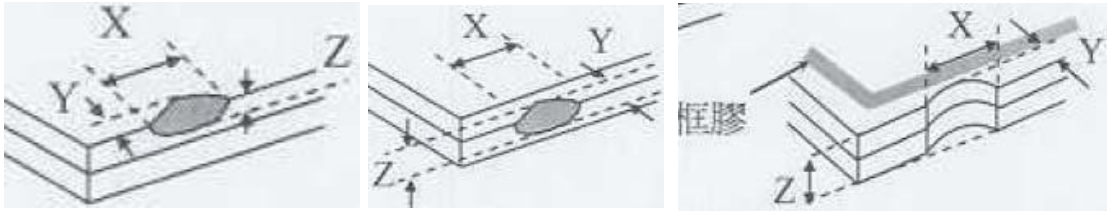
PAGE 4 OF 5

Pin No.	Symbol	Description
1-2	VSP	Power supply for analog circuit(4.5~6V)
3	NC	DUMMY
4-5	VSN	Power supply for analog circuit(-6.0~-4.5V)
6	NC	DUMMY
7	VDD18V	Power supply for I/O circuit
8	RESET	<b>Global reset input pin</b>
9	GND	GND
10	D2P	MIPI data input pin
11	D2N	MIPI data input pin
12	GND	<b>GND</b>
13	D1P	MIPI data input pin
14	D1N	MIPI data input pin
15	GND	GND
16	CLKP	MIPI clock input pin
17	CLKN	MIPI clock input pin
18	GND	GND
19	D0P	MIPI data input pin
20	D0N	MIPI data input pin
21	GND	GND
22	D3P	MIPI data input pin
23	D3N	MIPI data input pin
24-25	GND	GND
26	NC	DUMMY
27-28	LEDK	Power supply for LEDK
29	NC	DUMMY
30-31	LEDA	Power supply for LEDA

### 4. Reliability Test Item

检查项目	Accessible standard			备注
1. 线状缺陷(黑/白线等)	length (mm)	wide (mm)	Accessible QTY	
	----	$W \leq 0.05$	access	
	$L \leq 5$	$0.05 < W \leq 0.1$	1	
2. 划伤	length (mm)	wide (mm)	Accessible QTY	
	----	$W \leq 0.05$	access	
	$L \leq 5$	$0.05 < W \leq 0.1$	1	
3. 点状缺陷	size(mm)	Accessible QTY		<p><math>D = (\text{长边直径 } X + \text{短边直径 } Y) / 2</math></p> 
	$D \leq 0.25$	access		
	$0.25 < D \leq 0.3$	2		
	$0.3 < D \leq 0.35$	1		
	$D > 0.5$	0		

以上的点缺陷距离必须大于 5mm & 点、线缺陷相加后可接受数量之总和为 5

4. 表面及中间崩裂			
	Z	X	Y
	$Z \leq 1/2t$	$X \leq a$	不可以进入 SP 内缘
5. 角落崩裂	Z	X	Y
	$Z \leq 1/2t$	$X \leq 1/8a$	不可以进入 SP 内缘
	$Z \leq 1/2t$	$X \leq 1/8a$	需要保留 1/2 SP 宽度

检查项目	可接受标准		图表	
点缺陷判定标准	目视/测量卡	失效模式	可接受判定标准	
		亮点	点的形式	
			数量	
		暗点	任何(红, 蓝, 绿)	1 个并不超点状大小上限
			2 个连接点	0
			暗点	2
2 个连接点	1			
$\geq 3$ 个相邻的点	0			