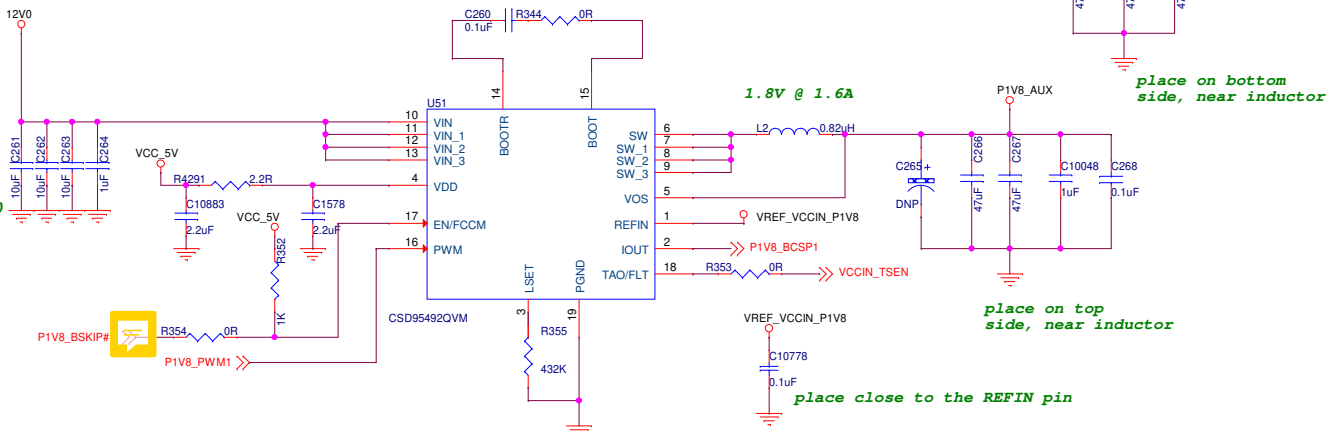
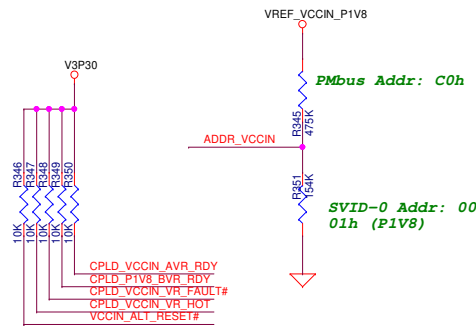
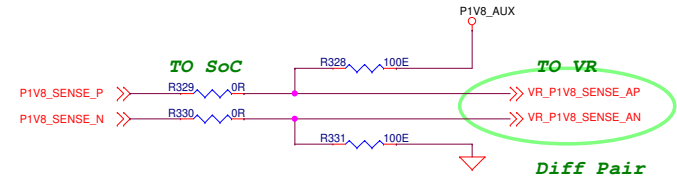
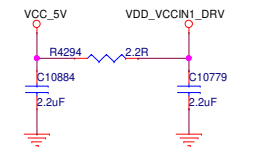


CHANNEL-A
 VCCIN_P1V8
 VID- 1.8V
 VBOOT- 1.8V
 SVID RANGE- 1.5V to 2V
 ICC_TDC- 39A
 ICC_MAX- 102A
 PHASE- 3
 SVID- 0x00
 DC TOLERANCE- 0.5%
 RIPPLE- 6mV

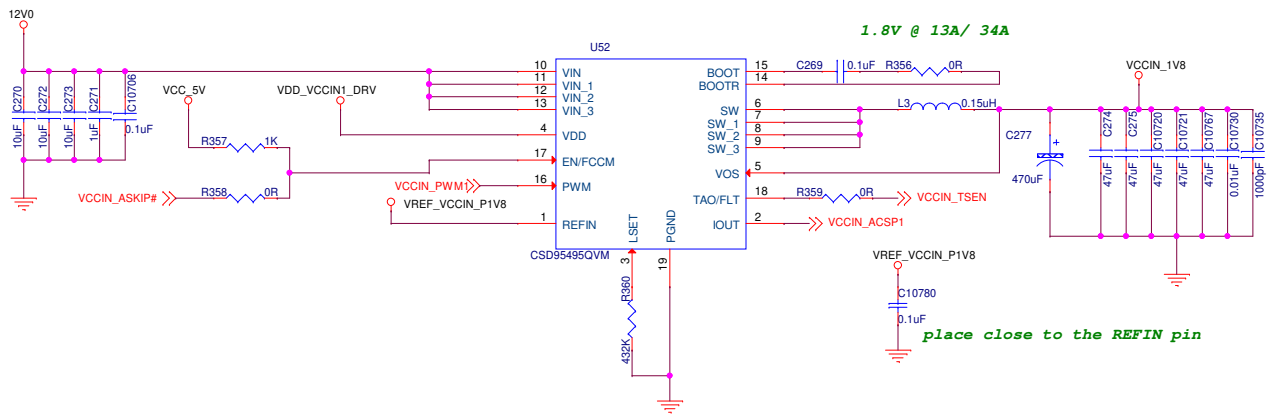
CHANNEL-B
 P1V8_AUX
 SVID RANGE- STATIC
 ICC_TDC- 1.6A
 ICC_MAX- 2A
 PHASE- 1
 SVID- 0x01
 DC TOLERANCE- 0.5%
 RIPPLE- 6mV



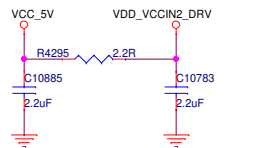
Title	<Title>	Rev	<Rev Code>
Size	A3	Document Number	<Doc>
Date:	Sunday, April 14, 2024	Sheet	1 of 1



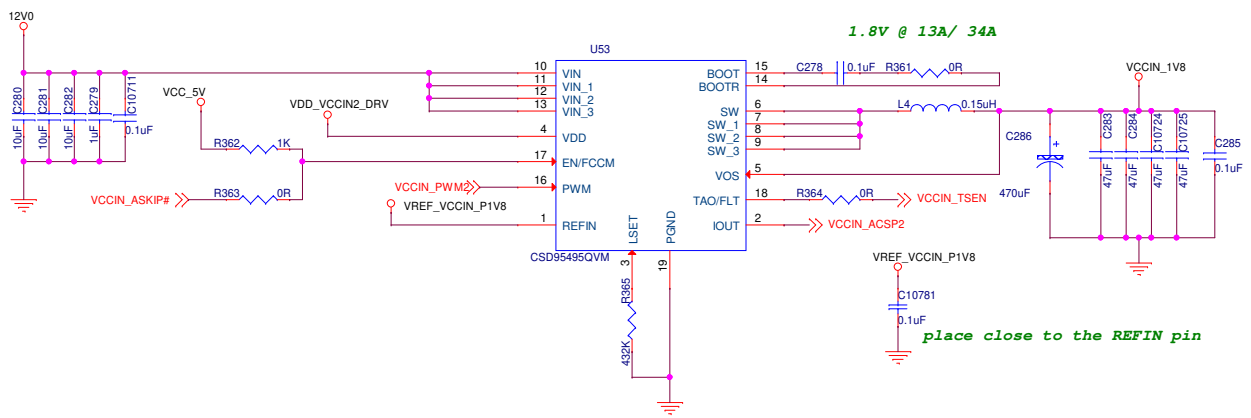
place close to the VDD pin



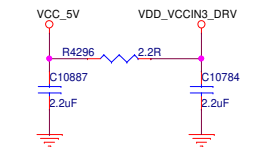
place close to the REFIN pin



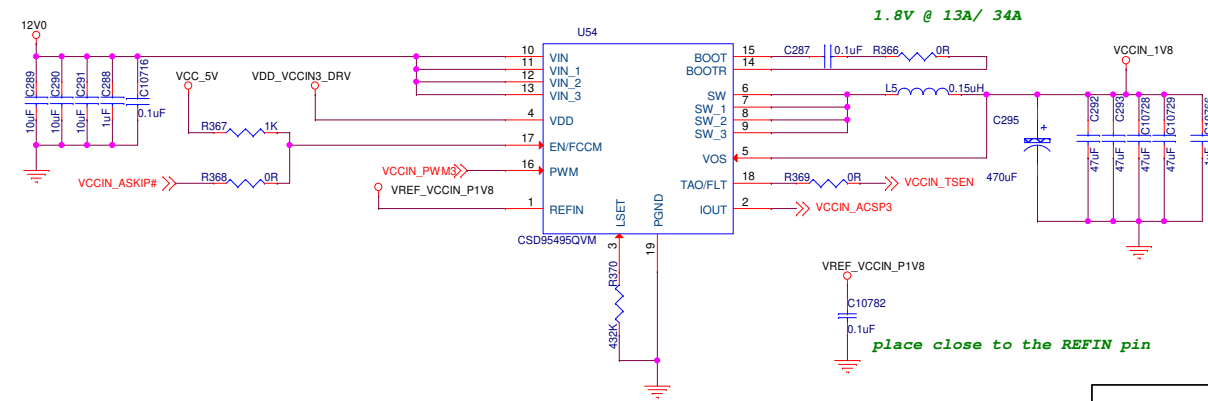
place close to the VDD pin



place close to the REFIN pin



place close to the VDD pin



place close to the REFIN pin

Title	<Title>	
Size	Document Number	Rev
A3	<Doc>	<Rev>
Date:	Sunday, April 14, 2024	Sheet 1 of 1