

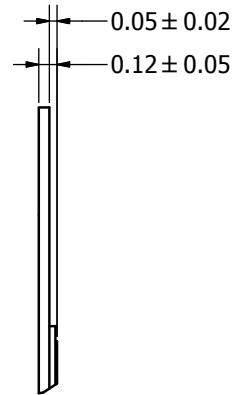
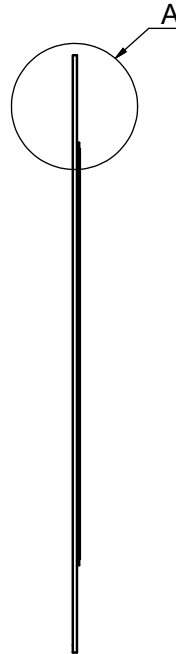
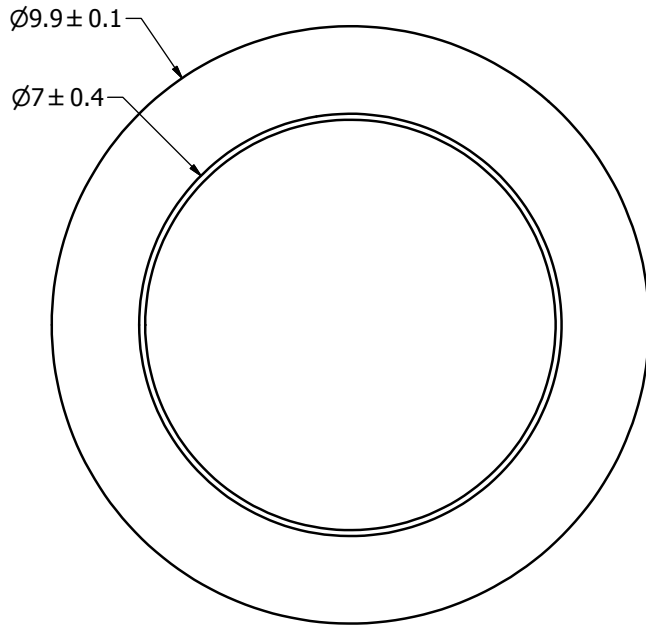
SPECIFICATIONS

PARAMETERS	VALUES	UNITS
RESONANT FREQUENCY	7,000 ± 600	Hz
RESONANT IMPEDANCE (MAX)	1,000	Ohm
MAX INPUT VOLTAGE	15	Vp-p
CAPACITANCE @ 1KHZ	10,000 ± 30%	pF
PLATE MATERIAL	BRASS	-
OPERATING TEMPERATURE	-20 ~ +60	°C
STORAGE TEMPERATURE	-20 ~ +70	°C


THIS DOCUMENT CONTAINS DATA PROPRIETARY TO PROJECTS UNLIMITED, INC. ANY USE OR REPRODUCTION, IN ANY FORM, WITHOUT PRIOR WRITTEN PERMISSION OF PROJECTS UNLIMITED, INC. IS PROHIBITED.
©2003, Projects Unlimited Inc.

REVISION HISTORY

LTR	DESCRIPTION	DATE	APPROVED
-	RELEASED FROM ENGINEERING	9/7/2004	
A	REVISED RESONANT FREQUENCY TOLERANCE	3/19/2007	R.W.
B	REVISED CERAMIC DIAMETER	1/16/2008	B.R.
C	REVISED CERAMIC TOLERANCE	3/19/2009	B.R.
D	REVISED TO INVENTOR 3-D DRAWING TEMPLATE	8/9/2010	B.R.




A (30 : 1)



NOTES:

1. ALL DIMENSIONS ARE IN MILLIMETERS.
2. SPECIFICATIONS SUBJECT TO CHANGE OR WITHDRAWAL WITHOUT NOTICE.
3. THIS PART IS RoHS 2002/95/EC COMPLIANT.

UNLESS OTHERWISE SPECIFIED: DIMENSIONS ARE IN MILLIMETERS, TOLERANCES ARE ±0.5 AND ANGLES ARE ±3°.	SIZE	Designed by	Date	Checked by	Date	Approved by	Date	Drawn Date	
	A3	R.A.C.	8/31/2004			R.W.	9/7/2004	8/9/2010	
AB1070B.idw		 AB1070B a projects unlimited company				Bender		Edition	Sheet
								-	1 / 1