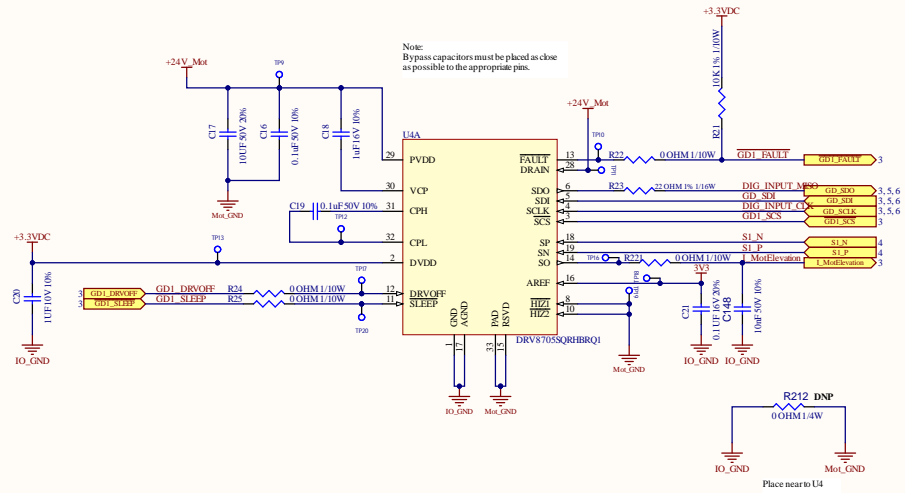


MOTOR DRIVER SECTION



ELEVATION MOTOR

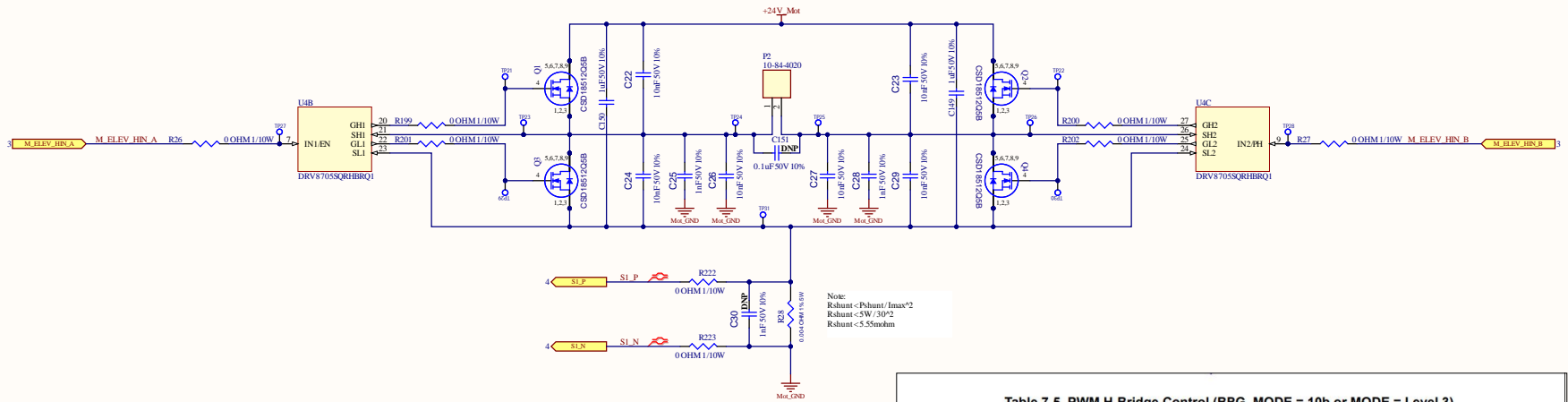
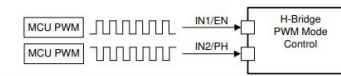


Table 7-5. PWM H-Bridge Control (BRG_MODE = 10b or MODE = Level 3)

IN1/EN	IN2/PH	BRG_FW	GH1	GL1	GH2	GL2	SH1	SH2	Z	DESCRIPTION
0	0	X	L	L	L	L	Z	Z		Diode Freewheel (Coast)
0	1	X	L	H	L	L	L	H		Drive SH2 → SH1 (Reverse)
1	0	X	H	L	L	H	H	L		Drive SH1 → SH2 (Forward)
1	1	0b	L	H	L	H	L	L		Low-Side Active Freewheel
1	1	1b	H	L	H	L	H	H		High-Side Active Freewheel



This document is the proprietary information of ACEVIN SOLUTIONS. ACEVIN SOLUTIONS retains all patent, copyright and trademark rights related to the specific design. This information shall not be disclosed to any person or entity without ACEVIN SOLUTIONS prior written consent.

