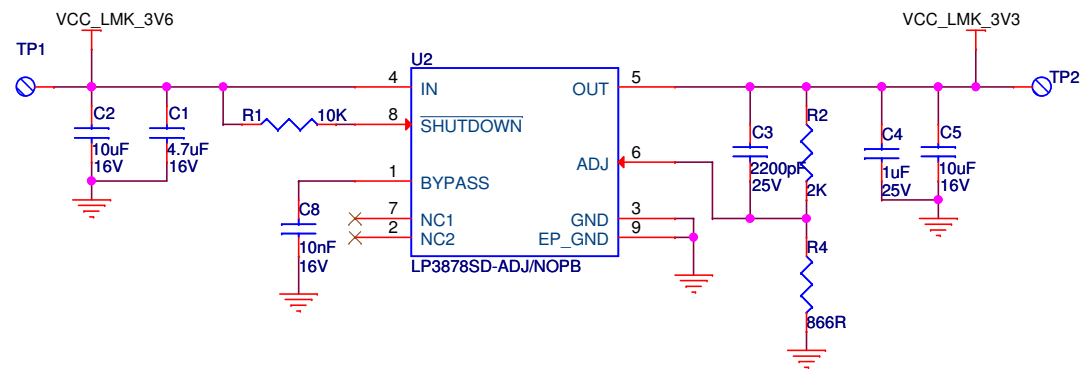
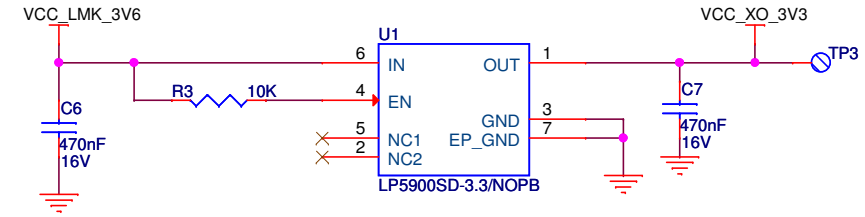


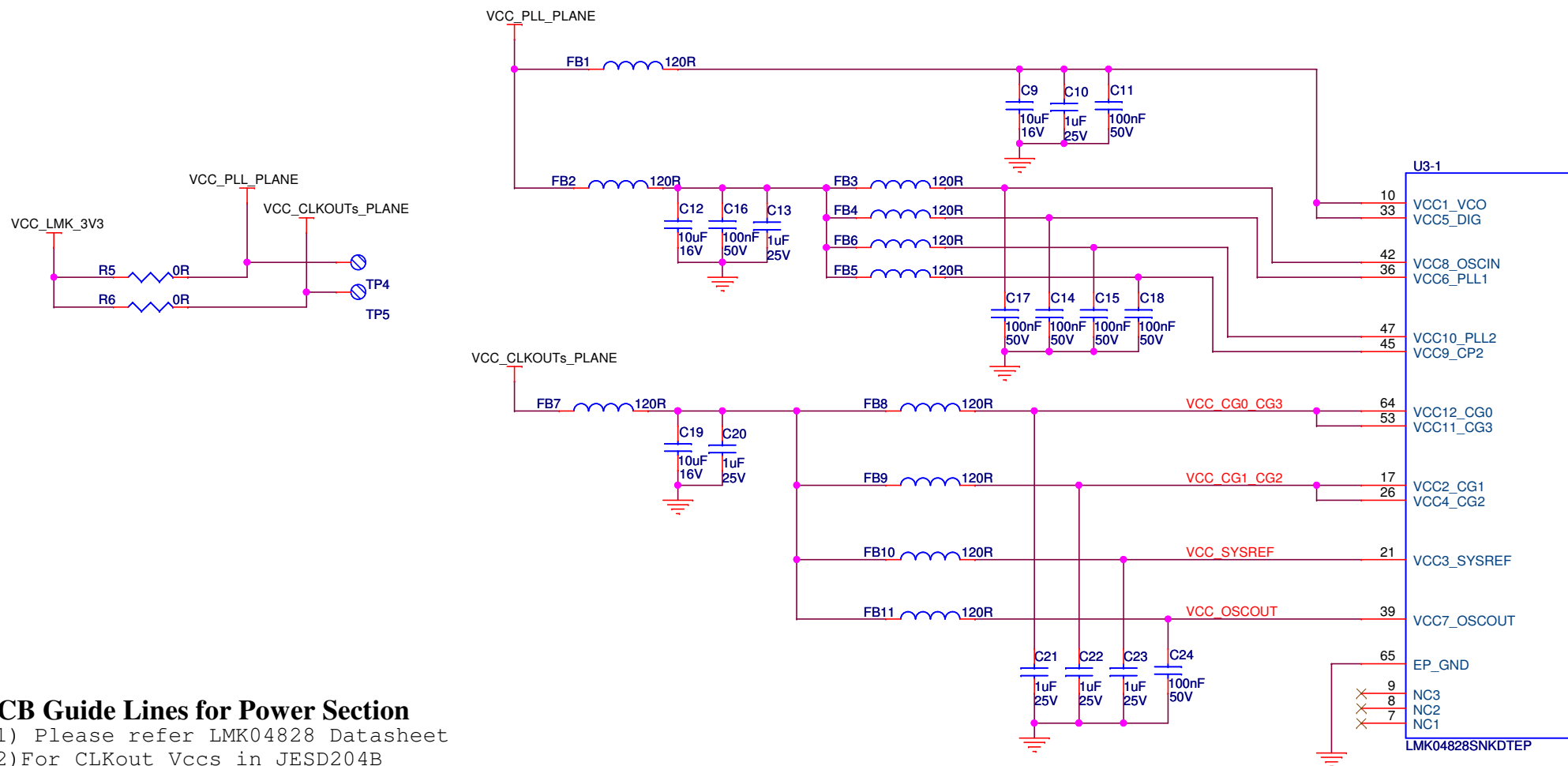
LMK 3V3 Supply



TCXO & VCXO Supply



LMK04828 Power

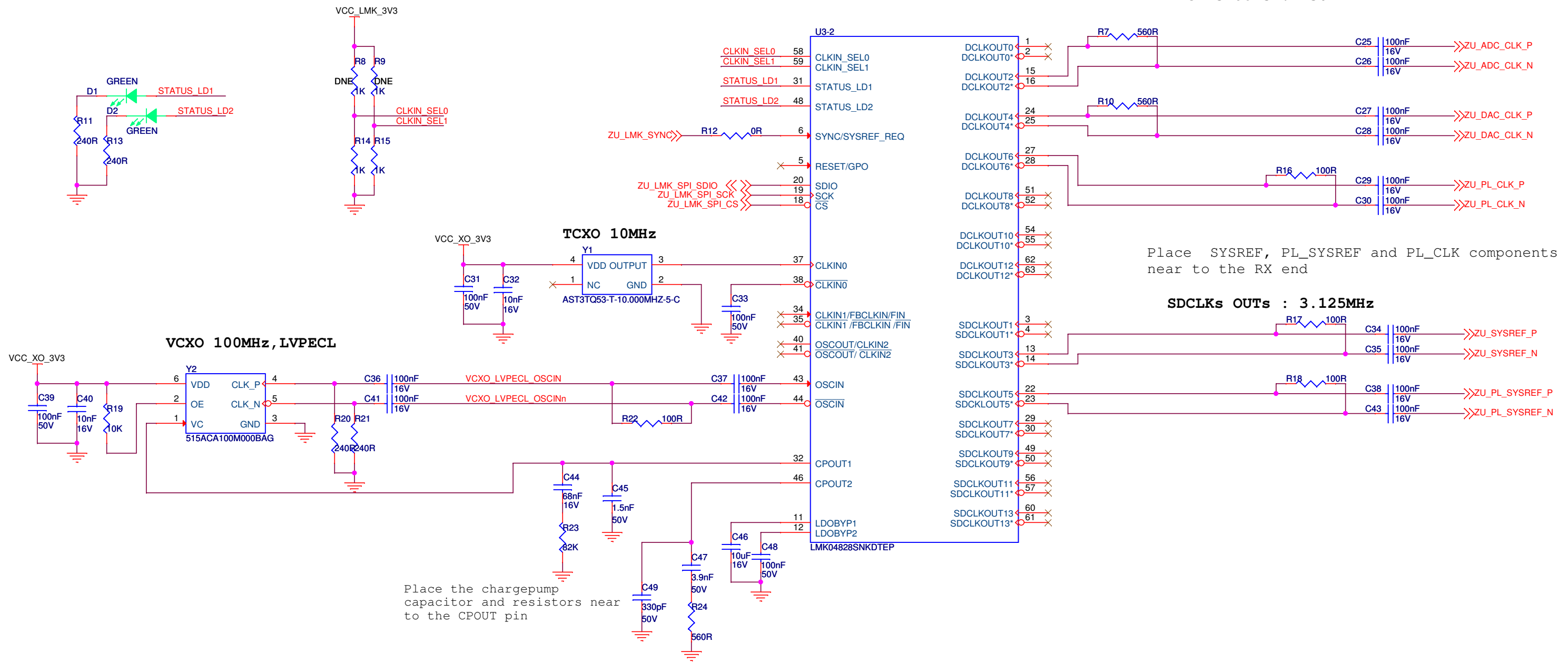


PCB Guide Lines for Power Section

- 1) Please refer LMK04828 Datasheet
- 2) For CLKout Vccs in JESD204B application; place ferrite beads then 1uF capacitor.

DRN BY	Harika B
DATE	07-06-2021
CHKD BY	Shekhar SK
DATE	XX-XX-XXXX
APPD BY	Amrendra Kumar
DATE	XX-XX-XXXX
PROPRIETARY INFORMATION	
No dissemination or use allowed without prior written permission	

CoreEI Technologies (I) Pvt. Ltd. #21, 7th Main, I Block, Koramangala, Bangalore - 560034, India		Title	
		LMK0428_Power	
Size	Document	Rev	
A3	DLRL RFSoc BOARD	1.0	
Date: Tuesday, June 22, 2021		Sheet 1	of 2



PCB Guidelines

- 1) Please refer datasheet PG.No : 118
- 2) All outputs are LVDS differential signals should be routed tightly coupled to minimize the PCB crosstalk.
- 3) And trace impedance and terminations should be designed according to the output type being used. Check the LMK datasheet

DRN BY	Harika B	CoreEI Technologies (I) Pvt. Ltd. #21, 7th Main, I Block, Koramangala, Bangalore - 560034, India
DATE	07-06-2021	
CHKD BY	Shekhar SK	
DATE	XX-XX-XXXX	
APPD BY	Amrendra Kumar	
DATE	XX-XX-XXXX	
PROPRIETARY INFORMATION No dissemination or use allowed without prior written permission		Title LMK0428 Clock Synthesizer
Size	A3	Document DLRL RFSoc BOARD
Date	Tuesday, June 22, 2021	Rev 1.0
Sheet 2 of 2		