

Texas Instruments and/or its licensors do not warrant the accuracy or completeness of this specification or any information contained therein. Texas Instruments and/or its licensors do not warrant that this design will meet the specifications, will be suitable for your application or fit for any particular purpose, or will operate in an implementation. Texas Instruments and/or its licensors do not warrant that the design is production worthy. You should completely validate and test your design implementation to confirm the system functionality for your application.

Orderable: N/A	Designed for: Not For Public Release	Mod. Date: 02-Apr-20
TID #: N/A	Project Title: ADC12DJ5200RF EVM	
Number: N/A	Rev: D	Sheet Title: ADC EVM RF Input
SVN Rev: Not in version control	Assembly Variant: -002	Sheet: 1 of 13
Drawn By: DWG	File: ADC_Input_RevD.SchDoc	Size: B
Engineer: DWG	Contact: http://www.ti.com/support	



A

B

C

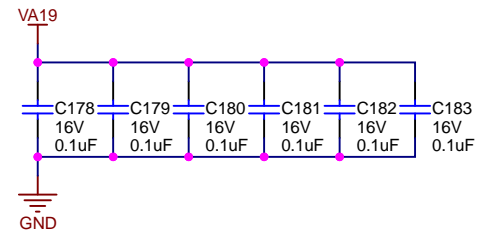
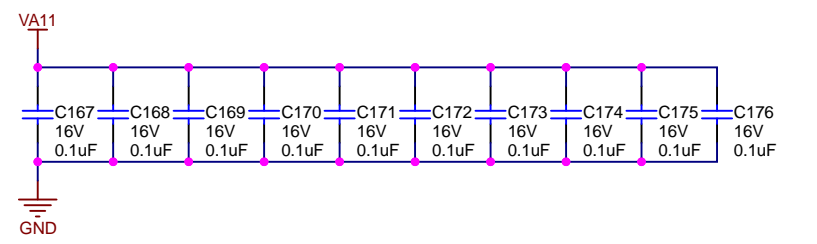
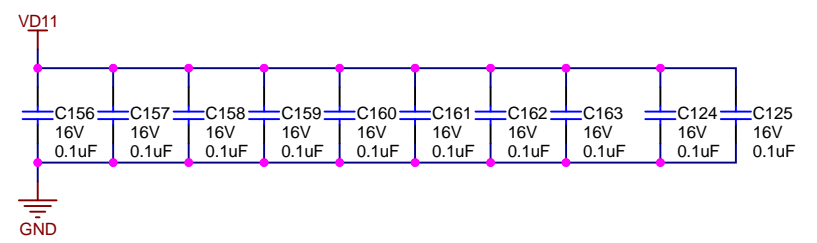
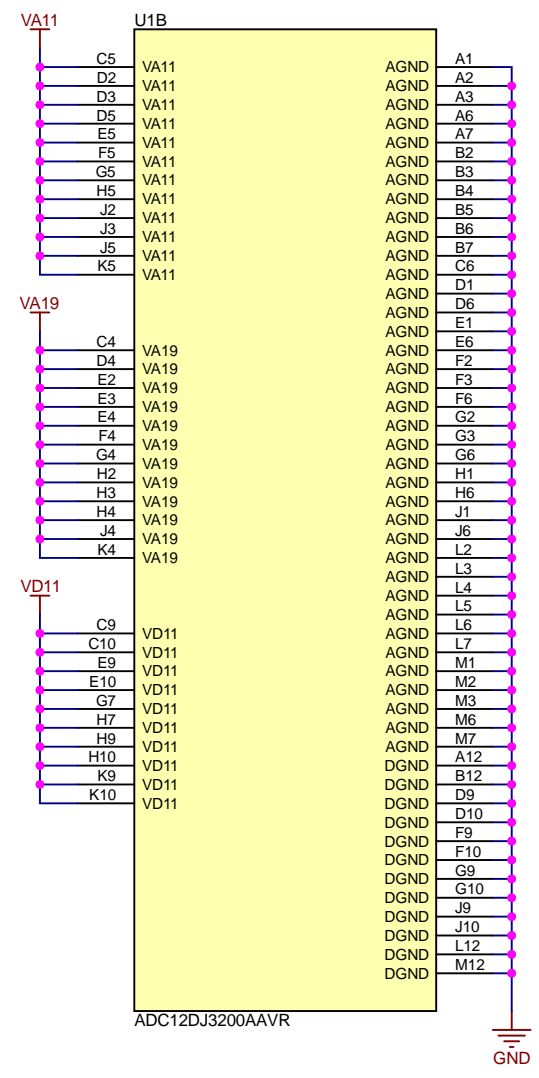
D

A

B

C

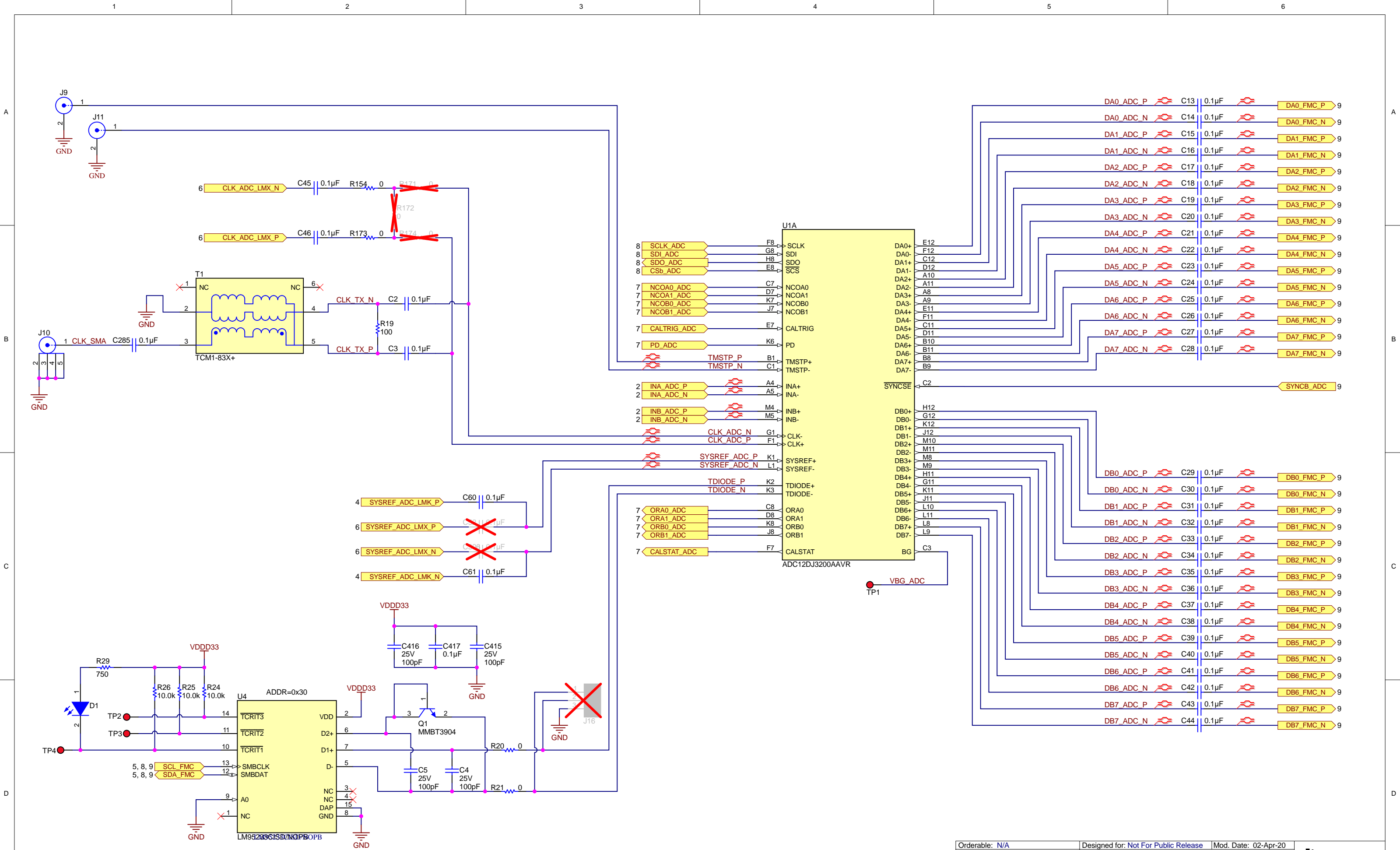
D



Texas Instruments and/or its licensors do not warrant the accuracy or completeness of this specification or any information contained therein. Texas Instruments and/or its licensors do not warrant that this design will meet the specifications, will be suitable for your application or fit for any particular purpose, or will operate in an implementation. Texas Instruments and/or its licensors do not warrant that the design is production worthy. You should completely validate and test your design implementation to confirm the system functionality for your application.

Orderable: N/A	Designed for: Not For Public Release	Mod. Date: 02-Apr-20
TID #: N/A	Project Title: ADC12DJ5200RF EVM	
Number: N/A	Rev: D	Sheet Title: ADC EVM Power
SVN Rev: Not in version control	Assembly Variant: -002	Sheet: 2 of 13
Drawn By: DWG	File: ADC_Power_RevD.SchDoc	Size: B
Engineer: DWG	Contact: http://www.ti.com/support	

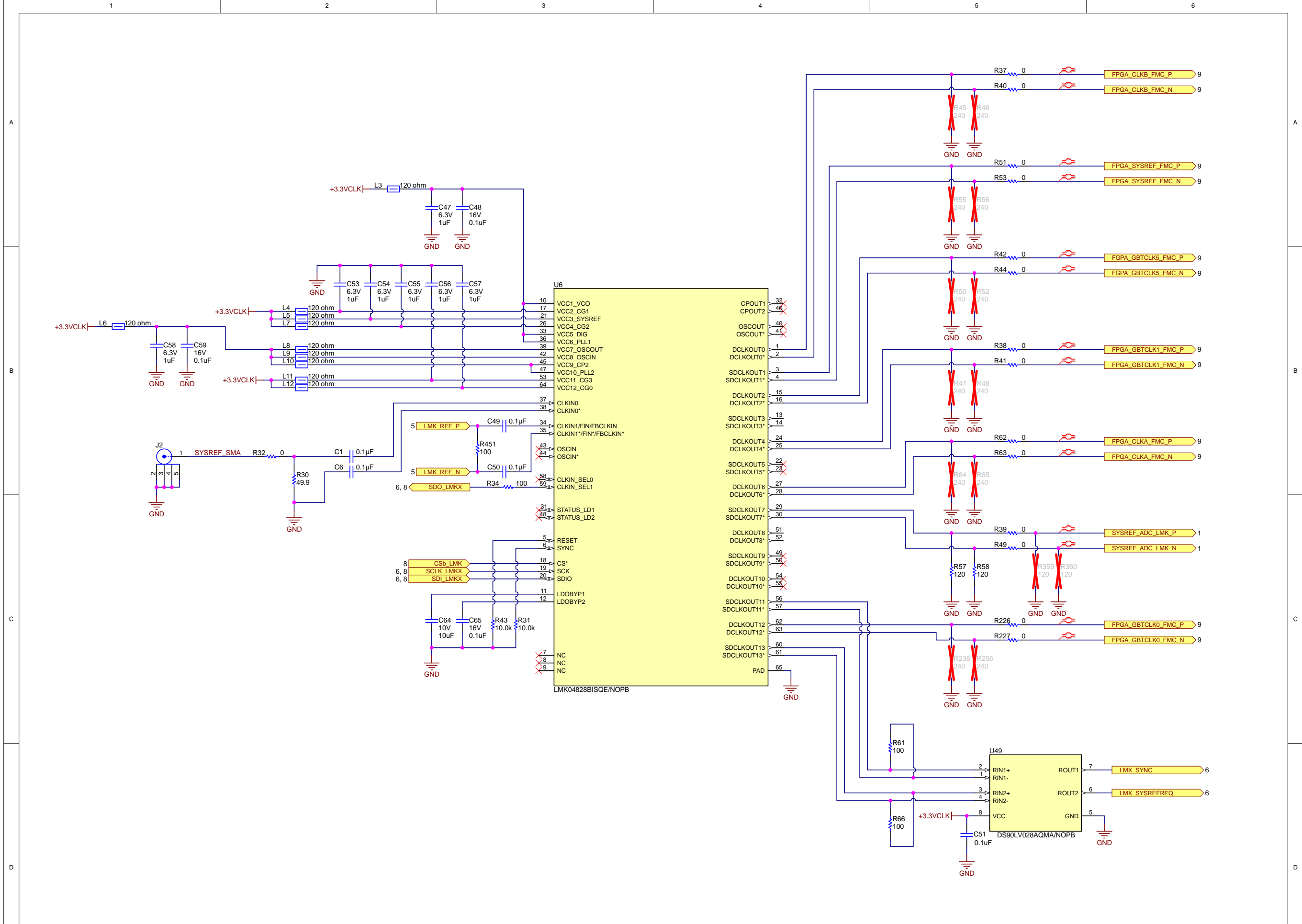




Texas Instruments and/or its licensors do not warrant the accuracy or completeness of this specification or any information contained therein. Texas Instruments and/or its licensors do not warrant that this design will meet the specifications, will be suitable for your application or fit for any particular purpose, or will operate in an implementation. Texas Instruments and/or its licensors do not warrant that the design is production worthy. You should completely validate and test your design implementation to confirm the system functionality for your application.

Orderable: N/A	Designed for: Not For Public Release	Mod. Date: 02-Apr-20
TID #: N/A	Project Title: ADC12DJ5200RF EVM	
Number: N/A	Rev: D	Sheet Title: ADC EVM IO
SVN Rev: Not in version control	Assembly Variant: -002	Sheet: 3 of 13
Drawn By: DWG	File: ADC_RevD.SchDoc	Size: B
Engineer: DWG	Contact: http://www.ti.com/support	

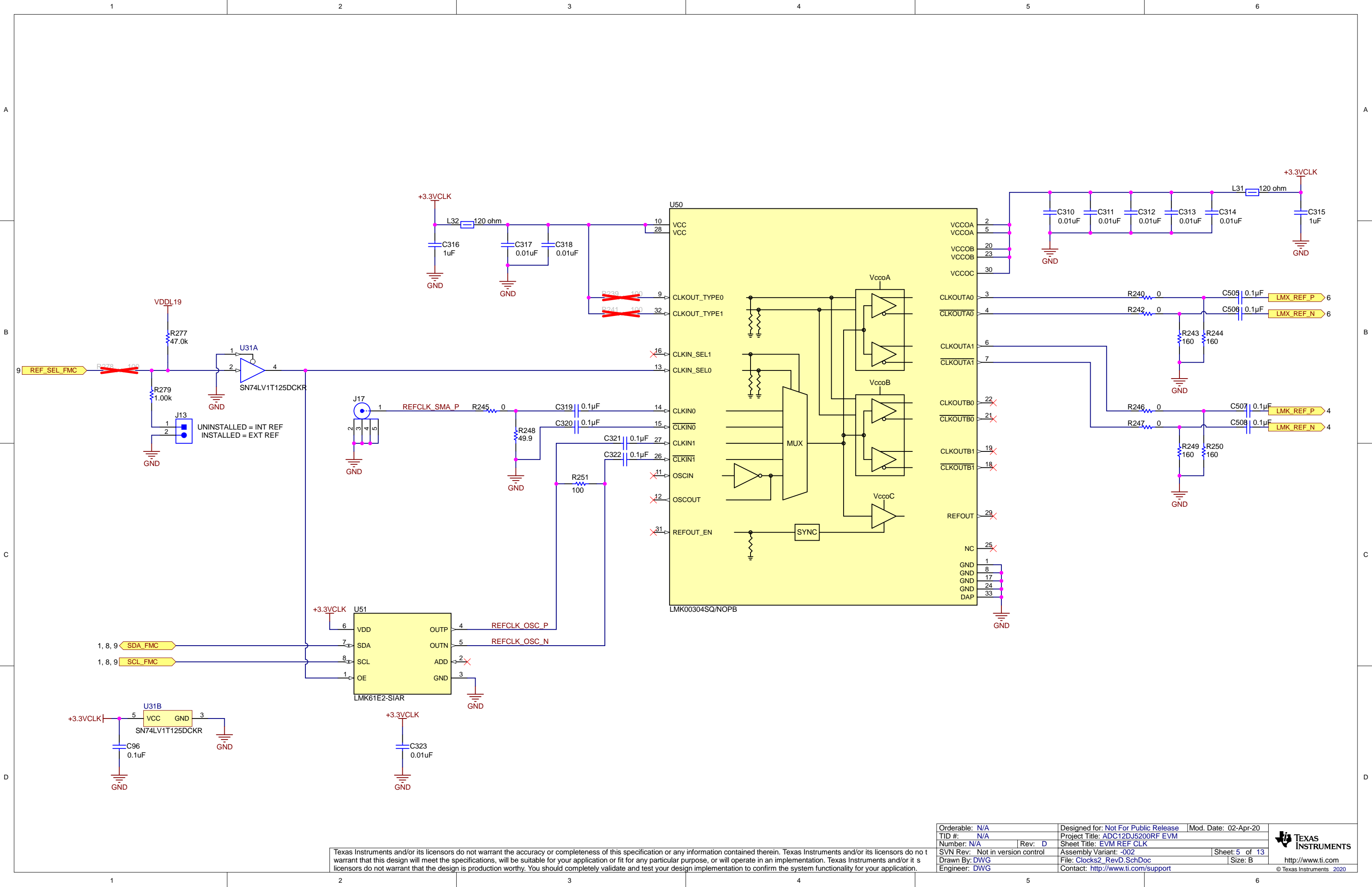




Texas Instruments and/or its licensors do not warrant the accuracy or completeness of this specification or any information contained therein. Texas Instruments and/or its licensors do not warrant that this design will meet the specifications, will be suitable for your application or fit for any particular purpose, or will operate in an implementation. Texas Instruments and/or its licensors do not warrant that the design is production worthy. You should completely validate and test your design implementation to confirm the system functionality for your application.

Orderable: N/A	Designed for: Not For Public Release	Mod. Date: 02-Apr-20
TID #: N/A	Project Title: ADC12DJ5200RF EVM	
Number: N/A	Rev: D	Sheet: 4 of 13
SVN Rev: Not in version control	Assembly Variant: -002	Size: B
Drawn By: DWG	File: Clocks_RevD.SchDoc	Contact: http://www.ti.com/support
Engineer: DWG		© Texas Instruments 2020



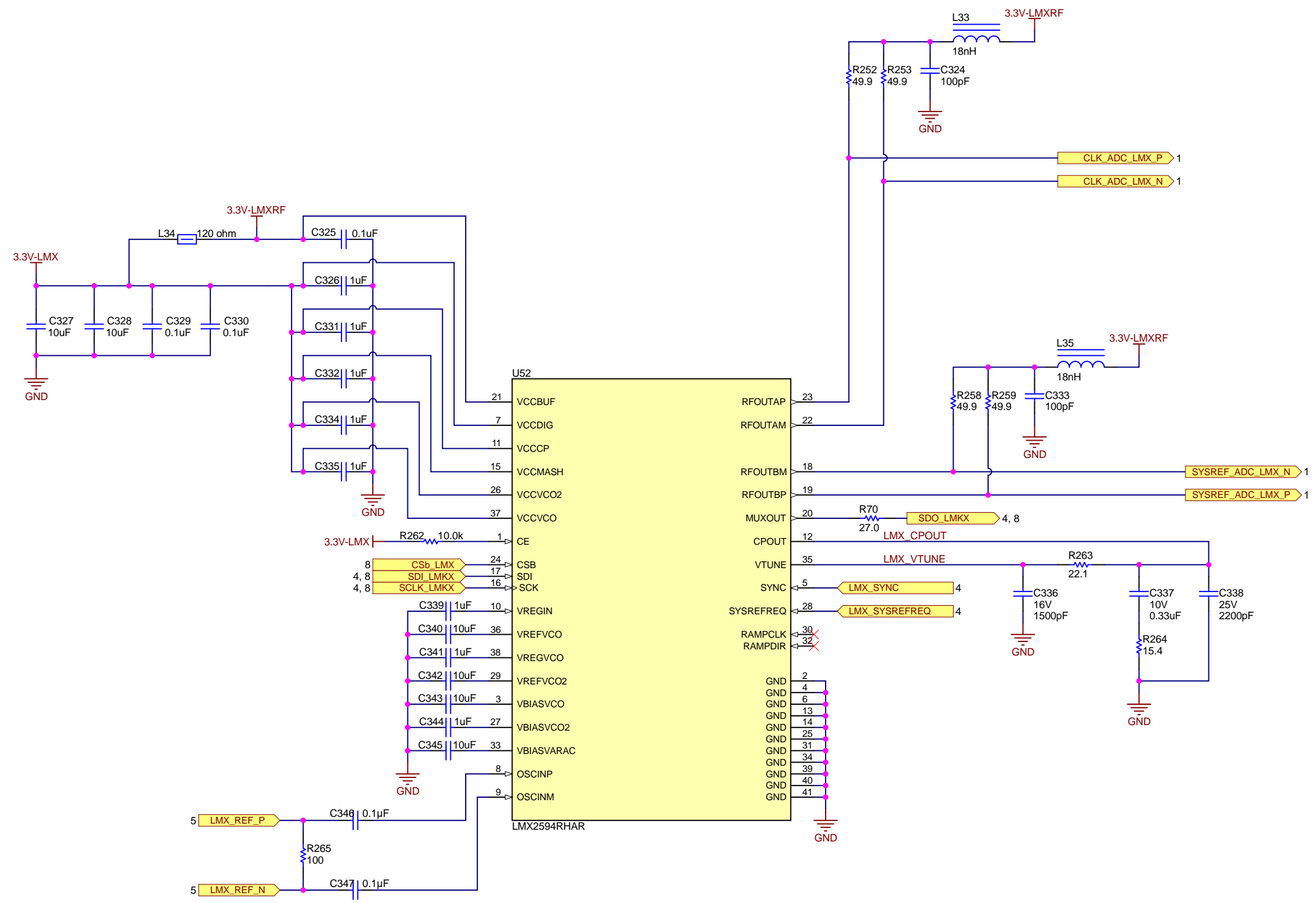


Texas Instruments and/or its licensors do not warrant the accuracy or completeness of this specification or any information contained therein. Texas Instruments and/or its licensors do not warrant that this design will meet the specifications, will be suitable for your application or fit for any particular purpose, or will operate in an implementation. Texas Instruments and/or its licensors do not warrant that the design is production worthy. You should completely validate and test your design implementation to confirm the system functionality for your application.

Orderable: N/A	Designed for: Not For Public Release	Mod. Date: 02-Apr-20
TID #: N/A	Project Title: ADC12DJ5200RF EVM	
Number: N/A	Rev: D	Sheet Title: EVM REF CLK
SVN Rev: Not in version control	Assembly Variant: -002	Sheet: 5 of 13
Drawn By: DWG	File: Clocks2_RevD.SchDoc	Size: B
Engineer: DWG	Contact: http://www.ti.com/support	



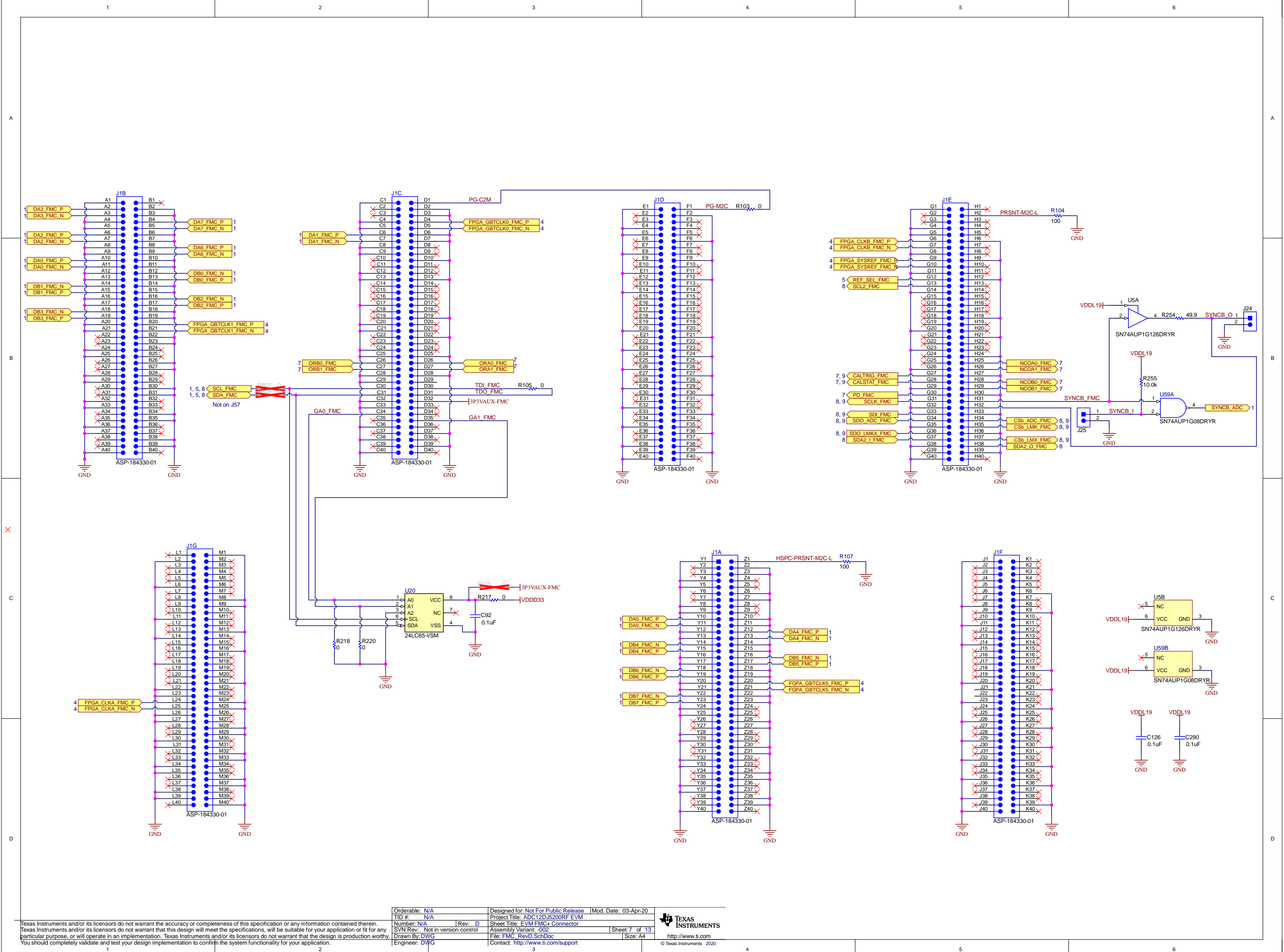
© Texas Instruments 2020



Texas Instruments and/or its licensors do not warrant the accuracy or completeness of this specification or any information contained therein. Texas Instruments and/or its licensors do not warrant that this design will meet the specifications, will be suitable for your application or fit for any particular purpose, or will operate in an implementation. Texas Instruments and/or its licensors do not warrant that the design is production worthy. You should completely validate and test your design implementation to confirm the system functionality for your application.

Orderable: N/A	Designed for: Not For Public Release	Mod. Date: 02-Apr-20
TID #: N/A	Project Title: ADC12DJ5200RF EVM	
Number: N/A	Rev: D	Sheet Title: EVM LMX
SVN Rev: Not in version control	Assembly Variant: -002	Sheet: 6 of 13
Drawn By: DWG	File: Clocks3_RevD.SchDoc	Size: B
Engineer: DWG	Contact: http://www.ti.com/support	



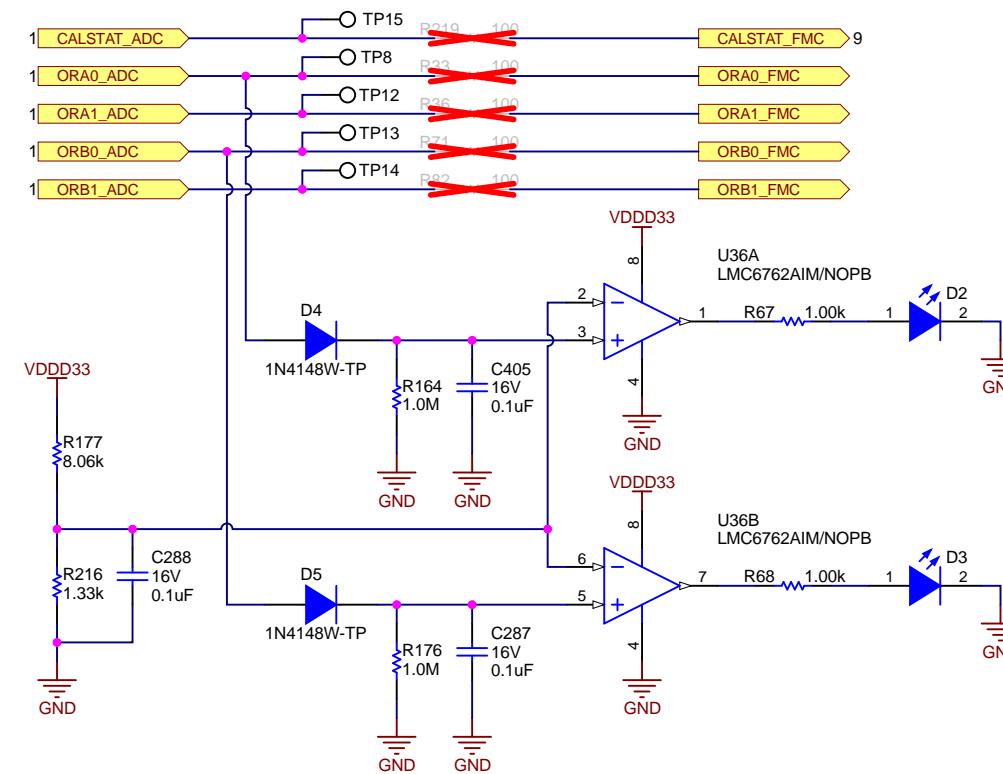
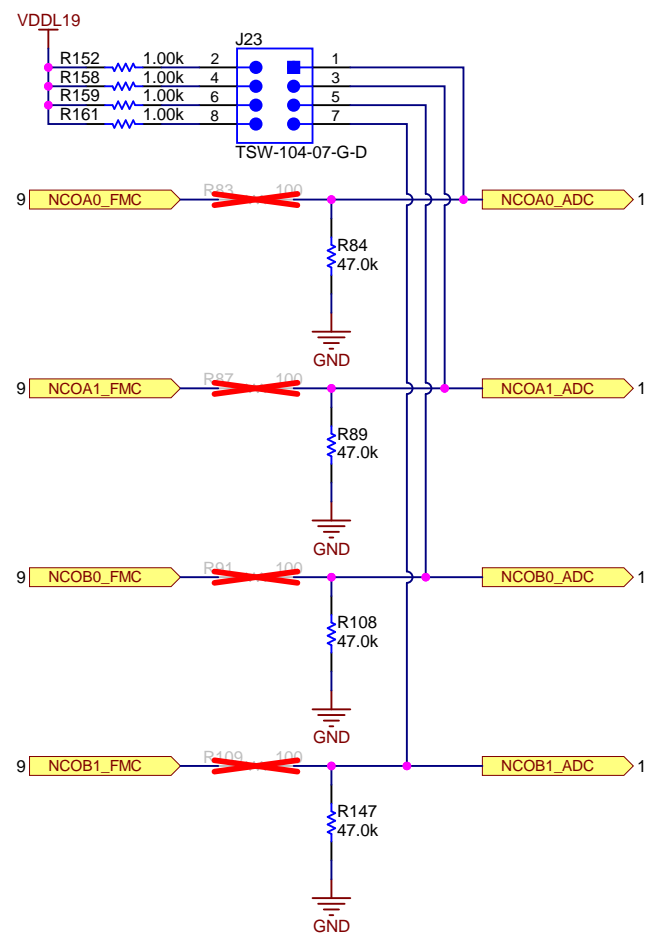
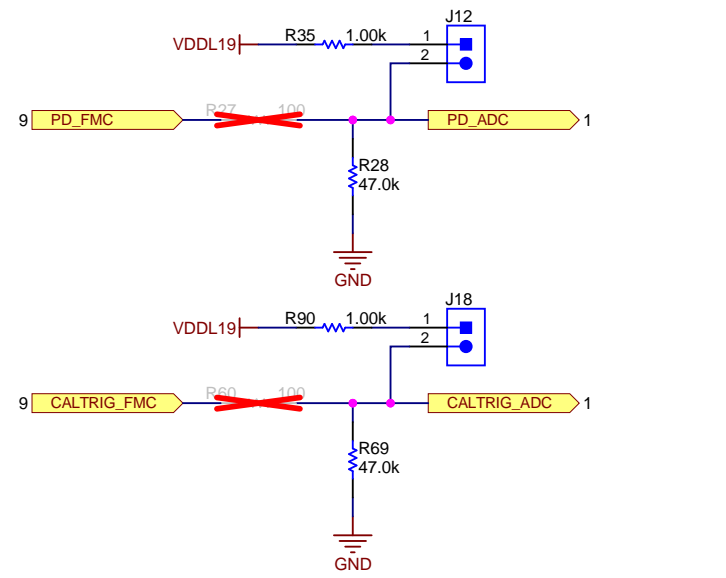


Texas Instruments and/or its licensors do not warrant the accuracy or completeness of this specification or any information contained therein. Texas Instruments and/or its licensors do not warrant that this design will meet the specifications, will be suitable for your application or fit for any particular purpose, or will operate in an implementation. Texas Instruments and/or its licensors do not warrant that the design is production worthy. You should completely validate and test your design implementation to confirm the system functionality for your application.

Orderable: N/A	Designed for: Not For Public Release	Mod. Date: 03-Apr-20
TID #: N/A	Project Title: ADC12DJ5200RF EVM	
Number: N/A	Rev: D	Sheet Title: EVM FMC+ Connector
SVN Rev: Not in version control	Assembly Variant: -002	Sheet: 7 of 13
Drawn By: DWG	File: FMC_RevD_SchDoc	Size: A4
Engineer: DWG	Contact: http://www.ti.com/support	



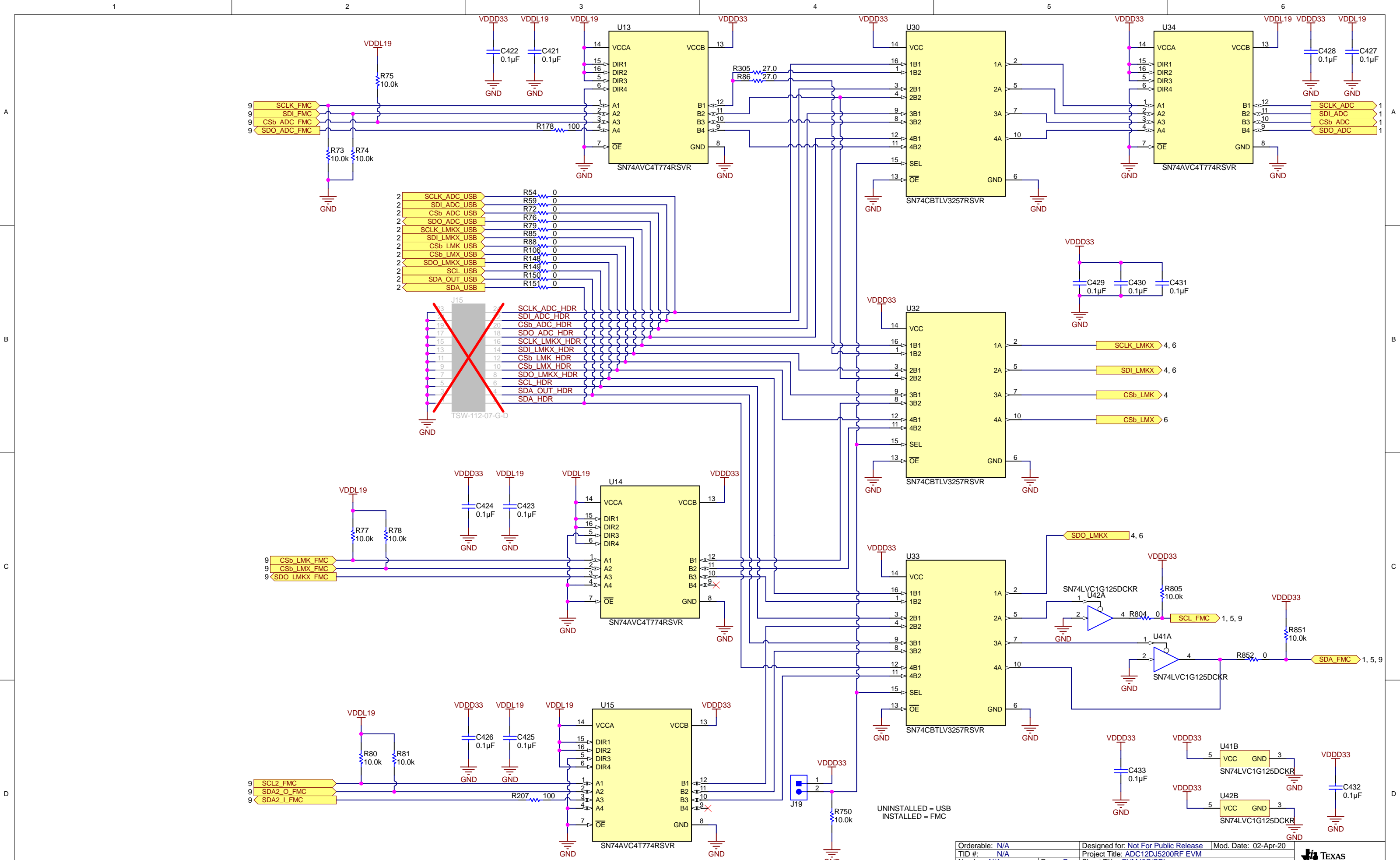
© Texas Instruments 2020



Texas Instruments and/or its licensors do not warrant the accuracy or completeness of this specification or any information contained therein. Texas Instruments and/or its licensors do not warrant that this design will meet the specifications, will be suitable for your application or fit for any particular purpose, or will operate in an implementation. Texas Instruments and/or its licensors do not warrant that the design is production worthy. You should completely validate and test your design implementation to confirm the system functionality for your application.

Orderable: N/A	Designed for: Not For Public Release	Mod. Date: 02-Apr-20
TID #: N/A	Project Title: ADC12DJ5200RF EVM	
Number: N/A	Rev: D	Sheet Title: EVM GPIO
SVN Rev: Not in version control	Assembly Variant: -002	Sheet: 8 of 13
Drawn By: DWG	File: GPIO_RevD.SchDoc	Size: B
Engineer: DWG	Contact: http://www.ti.com/support	



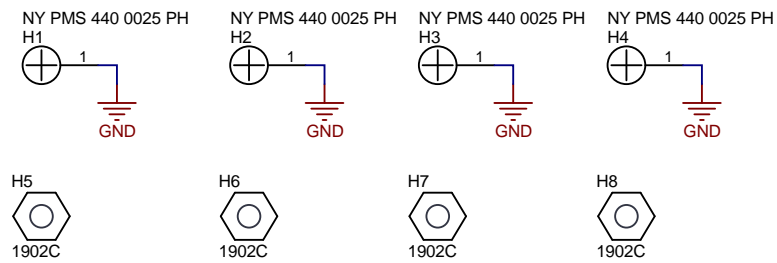


Texas Instruments and/or its licensors do not warrant the accuracy or completeness of this specification or any information contained therein. Texas Instruments and/or its licensors do not warrant that this design will meet the specifications, will be suitable for your application or fit for any particular purpose, or will operate in an implementation. Texas Instruments and/or its licensors do not warrant that the design is production worthy. You should completely validate and test your design implementation to confirm the system functionality for your application.

Orderable: N/A	Designed for: Not For Public Release	Mod. Date: 02-Apr-20
TID #: N/A	Project Title: ADC12DJ5200RF EVM	
Number: N/A	Rev: D	Sheet Title: EVM I2C/SPI
SVN Rev: Not in version control	Assembly Variant: -002	Sheet: 9 of 13
Drawn By: DWG	File: GPIO2_RevD.SchDoc	Size: B
Engineer: DWG	Contact: http://www.ti.com/support	



© Texas Instruments 2020



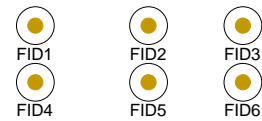
PCB Number: N/A
PCB Rev: D

PCB LOGO
Texas Instruments



PCB LOGO
FCC disclaimer

PCB LOGO
WEEE logo



^A You should delete the nylon screws/standoffs and/or the bumpons as needed for your design (or substitute other parts from Hardware.IntLib). Bumpons are cheaper, but provide less clearance.

Deleting anything else from this page may result in your EVM submission being rejected (until you add them back).

Update the Label Text in the Label Table as needed for each Assembly Variant.

You should delete this note too.

Variant/Label Table	
Variant	Label Text
001	ChangeMe!
002	ChangeMe!

LBL1
PCB Label
THT-14-423-10
Size: 0.65" x 0.20"

ZZ1
Label Assembly Note
This Assembly Note is for PCB labels only

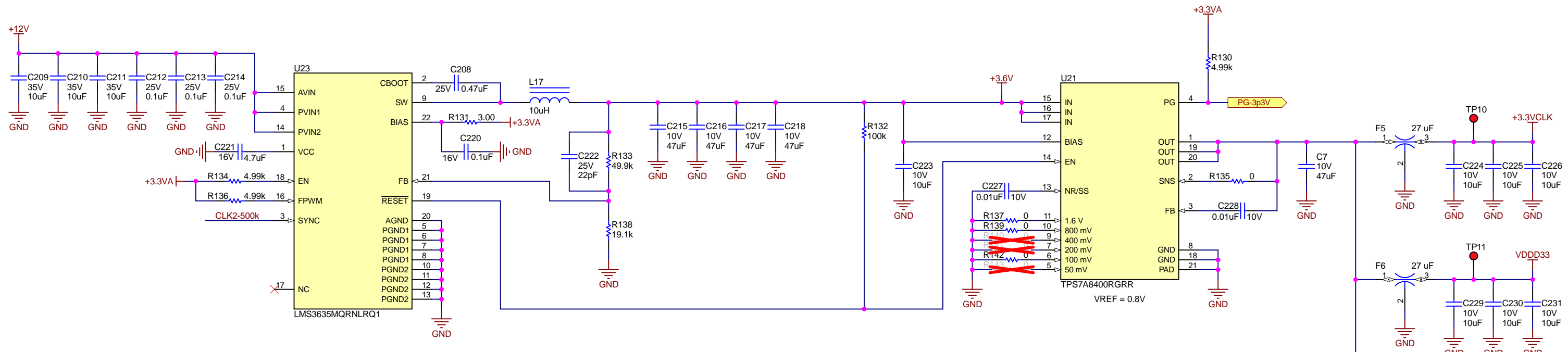
ZZ2
Assembly Note
These assemblies are ESD sensitive, ESD precautions shall be observed.

ZZ3
Assembly Note
These assemblies must be clean and free from flux and all contaminants. Use of no clean flux is not acceptable.

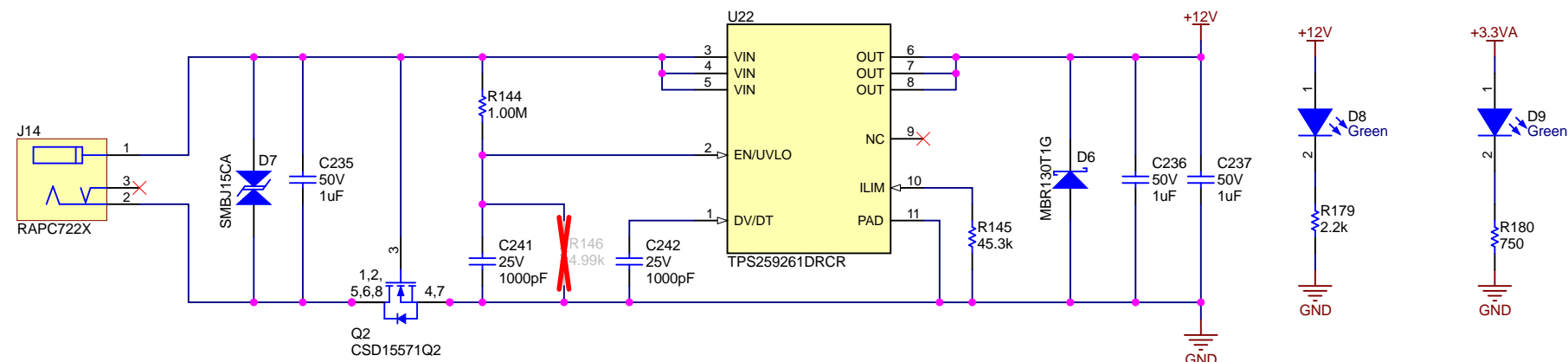
ZZ4
Assembly Note
These assemblies must comply with workmanship standards IPC-A-610 Class 2, unless otherwise specified.

Orderable: N/A	Designed for: Not For Public Release	Mod. Date: 03-Apr-20
TID #: N/A	Project Title: ADC12DJ5200RF EVM	
Number: N/A	Rev: D	Sheet Title: EVM Misc
SVN Rev: Not in version control	Assembly Variant: -002	Sheet: 10 of 13
Drawn By: DWG	File: Misc_RevD.SchDoc	Size: B
Engineer: DWG	Contact: http://www.ti.com/support	

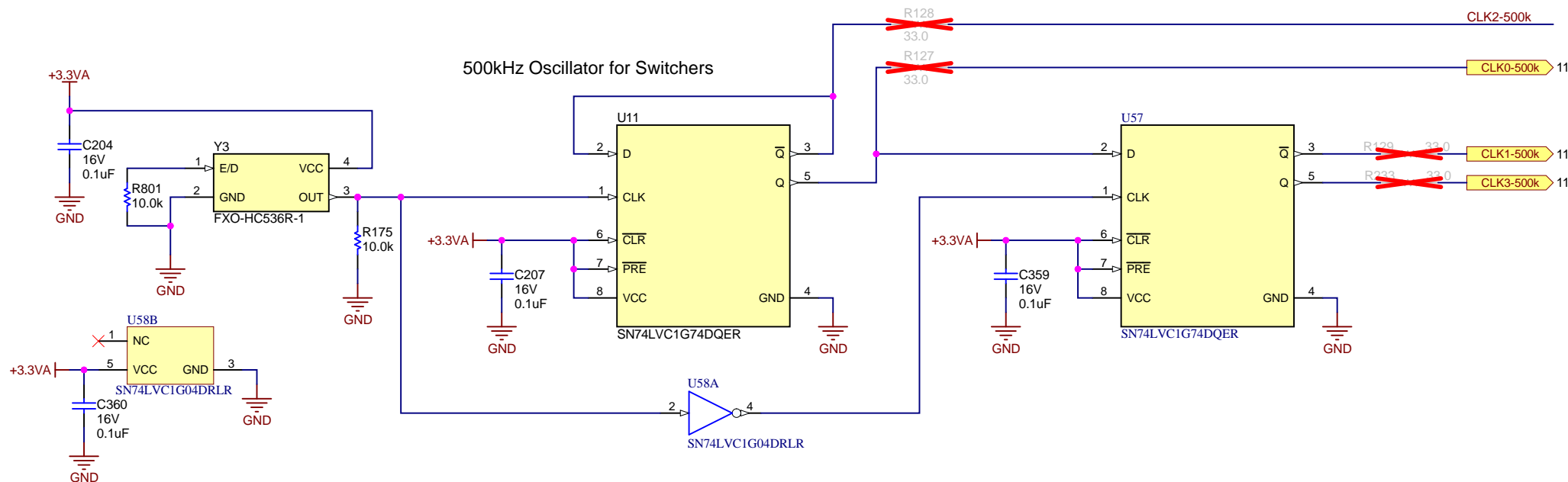
Texas Instruments and/or its licensors do not warrant the accuracy or completeness of this specification or any information contained therein. Texas Instruments and/or its licensors do not warrant that this design will meet the specifications, will be suitable for your application or fit for any particular purpose, or will operate in an implementation. Texas Instruments and/or its licensors do not warrant that the design is production worthy. You should completely validate and test your design implementation to confirm the system functionality for your application.



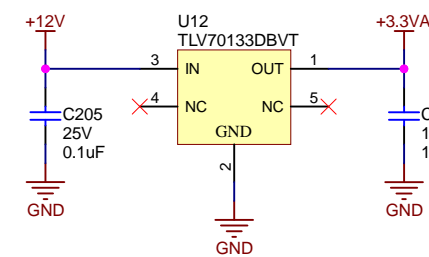
Barrel 12V Power Input Protection



500kHz Oscillator for Switchers

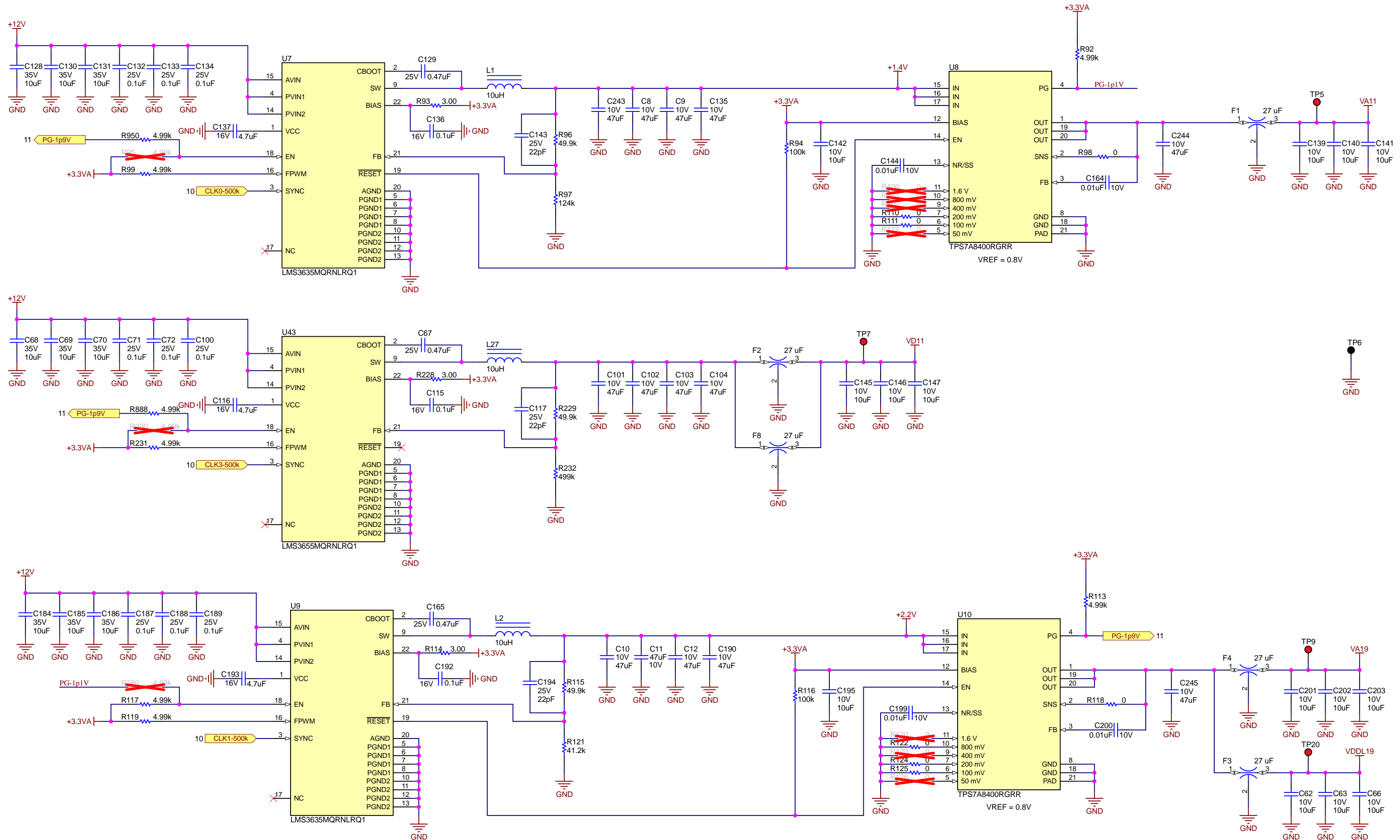


Instant On 3.3V



Texas Instruments and/or its licensors do not warrant the accuracy or completeness of this specification or any information contained therein. Texas Instruments and/or its licensors do not warrant that this design will meet the specifications, will be suitable for your application or fit for any particular purpose, or will operate in an implementation. Texas Instruments and/or its licensors do not warrant that the design is production worthy. You should completely validate and test your design implementation to confirm the system functionality for your application.

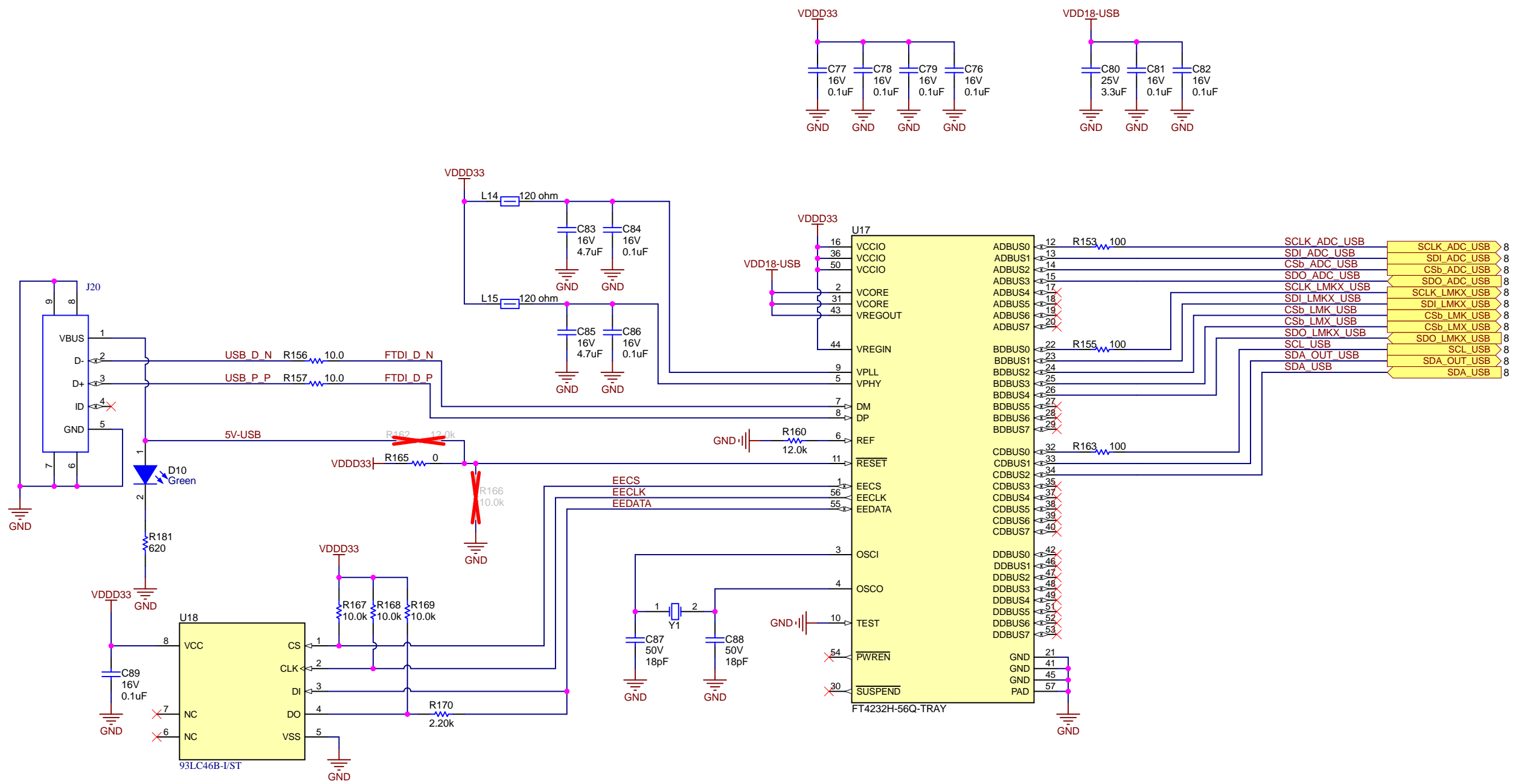
Orderable: N/A	Designed for: Not For Public Release	Mod. Date: 03-Apr-20
TID #: N/A	Project Title: ADC12DJ5200RF EVM	
Number: N/A	Rev: D	Sheet Title: EVM Power
SVN Rev: Not in version control	Assembly Variant: -002	Sheet: 11 of 13
Drawn By: DWG	File: Power1_RevD.SchDoc	Size: B
Engineer: DWG	Contact: http://www.ti.com/support	



Texas Instruments and/or its licensors do not warrant the accuracy or completeness of this specification or any information contained therein. Texas Instruments and/or its licensors do not warrant that this design will meet the specifications, will be suitable for your application or fit for any particular purpose, or will operate in an implementation. Texas Instruments and/or its licensors do not warrant that the design is production worthy. You should completely validate and test your design implementation to confirm the system functionality for your application.

Orderable: N/A	Designed for: Not For Public Release	Mod. Date: 02-Apr-20
TID #: N/A	Project Title: ADC12DJ5200RF EVM	
Number: N/A	Rev: D	Sheet Title: EVM Power
SVN Rev: Not in version control	Assembly Variant: -002	Sheet: 12 of 13
Drawn By: DWG	File: Power2_RevD.SchDoc	Size: B
Engineer: DWG	Contact: http://www.ti.com/support	





Orderable: N/A	Designed for: Not For Public Release	Mod. Date: 03-Apr-20
TID #: N/A	Project Title: ADC12DJ5200RF EVM	
Number: N/A	Rev: D	Sheet Title: USB Interface
SVN Rev: Not in version control	Assembly Variant: -002	Sheet: 13 of 13
Drawn By: DWG	File: USB_RevD.SchDoc	Size: B
Engineer: DWG	Contact: http://www.ti.com/support	

Texas Instruments and/or its licensors do not warrant the accuracy or completeness of this specification or any information contained therein. Texas Instruments and/or its licensors do not warrant that this design will meet the specifications, will be suitable for your application or fit for any particular purpose, or will operate in an implementation. Texas Instruments and/or its licensors do not warrant that the design is production worthy. You should completely validate and test your design implementation to confirm the system functionality for your application.

