Texas Instruments, Inc. 8505 Forest Lane, Dallas, TX 75243			
DAC90X Multi DAC EVM			Drawn By: T. Hendrick Eng: P. Miller
R:\Working\TI\DAC90X_ALTIUM_(QUOTE_#_TI_328)\LAYOUT\NEW_FILES_AFTER_CHANGES_4-26-17\DAC90X.PcbDoc			
REV: A	SCALE: 1.00	Date: 04/26/17	

TOP LAYER

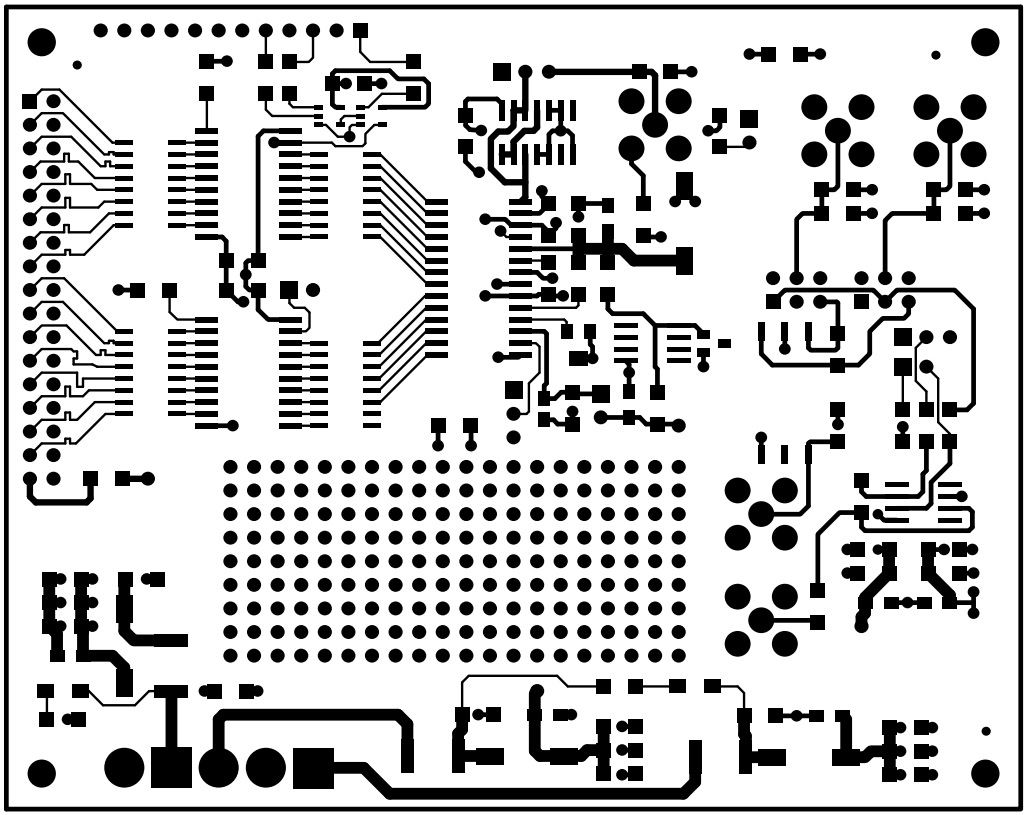

1

Texas Instruments, Inc. 8505 Forest Lane, Dallas, TX 75243			
DAC90X Multi DAC EVM			Drawn By: T. Hendrick Eng: P. Miller
R:\Working\TI\DAC90X_ALTIUM_(QUOTE_#_TI_328)\LAYOUT\NEW_FILES_AFTER_CHANGES_4-26-17\DAC90X.PcbDoc			
REV: A	SCALE: 1.00	Date: 04/26/17	

LAYER 2 (GND)

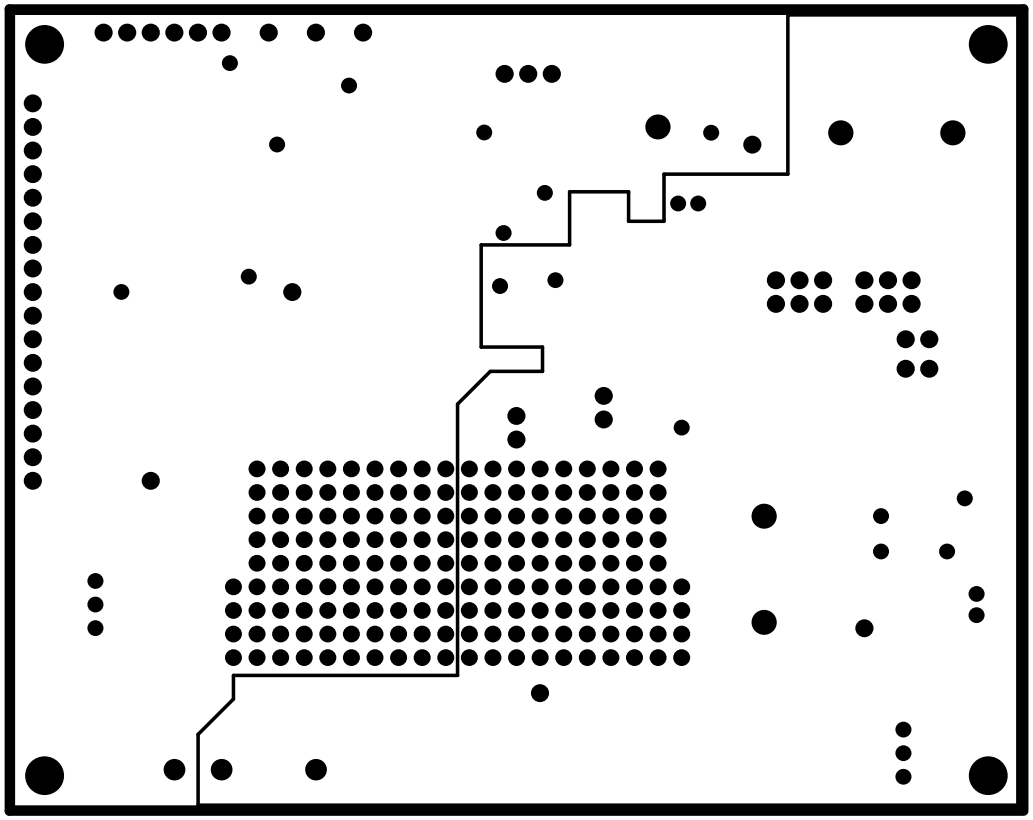

2

Texas Instruments, Inc. 8505 Forest Lane, Dallas, TX 75243			
DAC90X Multi DAC EVM			Drawn By: T. Hendrick Eng: P. Miller
R:\Working\TI\DAC90X_ALTIUM_(QUOTE_#_TI_328)\LAYOUT\NEW_FILES_AFTER_CHANGES_4-26-17\DAC90X.PcbDoc			
REV: A	SCALE: 1.00	Date: 04/26/17	

LAYER 3 (PWR)

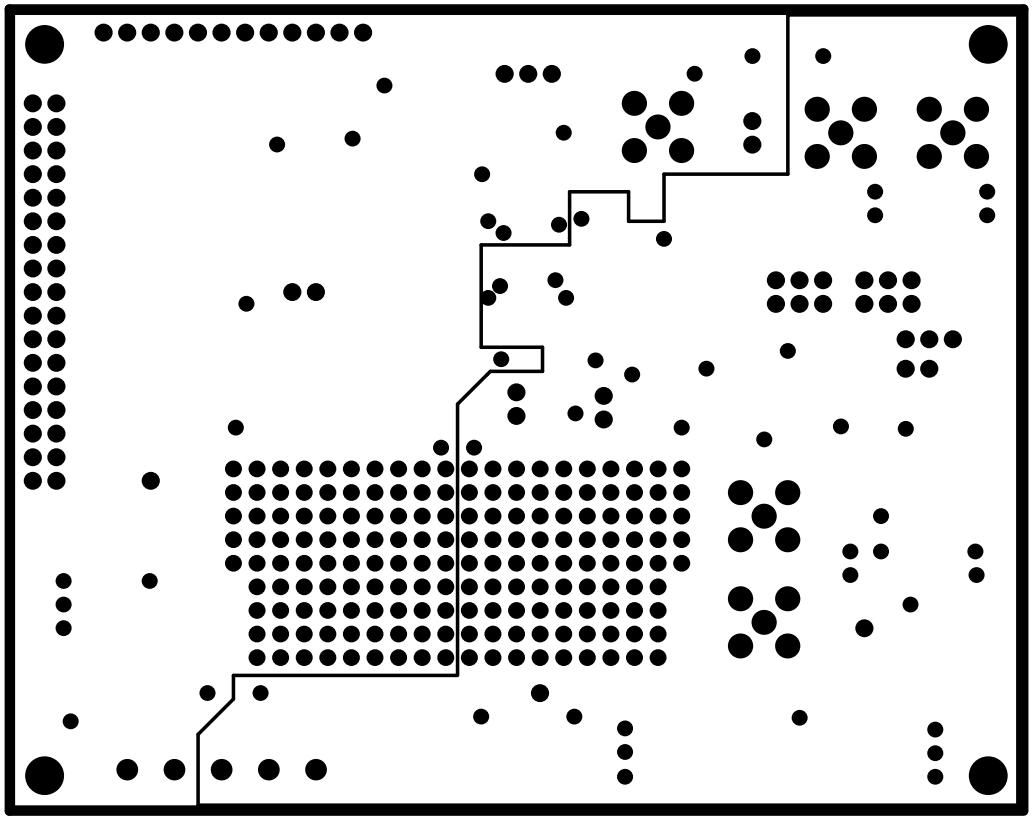

3

Texas Instruments, Inc. 8505 Forest Lane, Dallas, TX 75243			
DAC90X Multi DAC EVM			Drawn By: T. Hendrick Eng: P. Miller
R:\Working\TI\DAC90X_ALTIUM_(QUOTE_#_TI_328)\LAYOUT\NEW_FILES_AFTER_CHANGES_4-26-17\DAC90X.PcbDoc			
REV: A	SCALE: 1.00	Date: 04/26/17	

BOTTOM LAYER

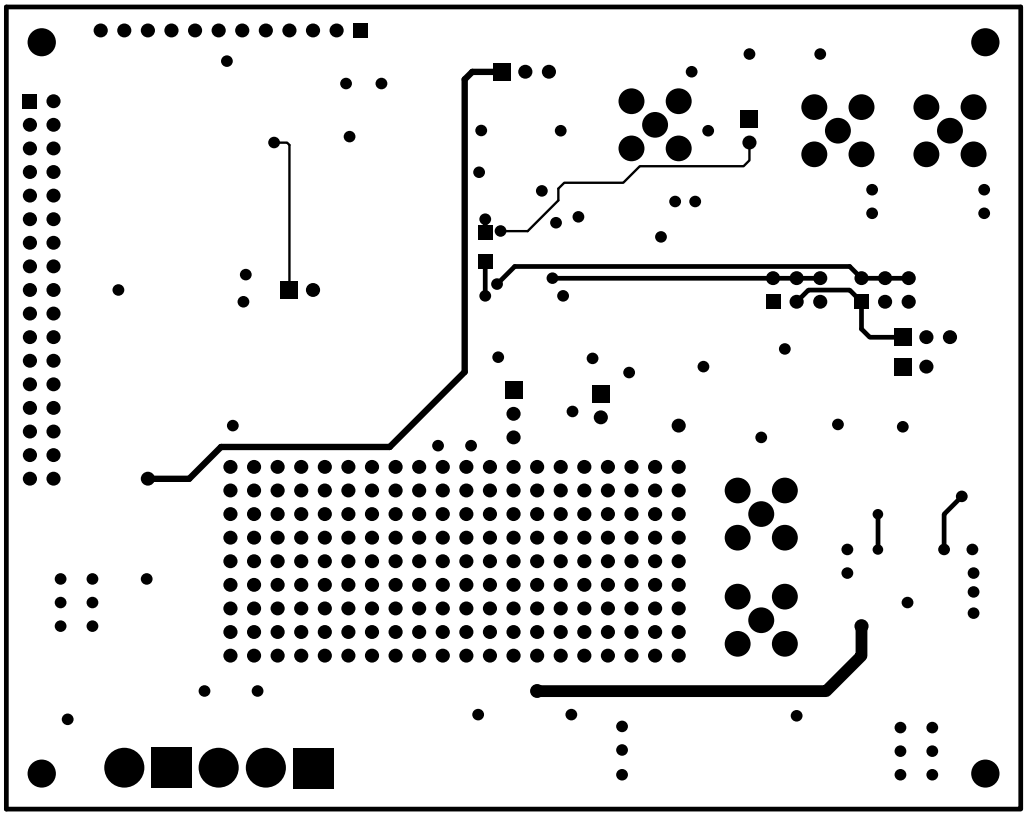

4

Texas Instruments, Inc. 8505 Forest Lane, Dallas, TX 75243			
DAC90X Multi DAC EVM			Drawn By: T. Hendrick Eng: P. Miller
R:\Working\TI\DAC90X_ALTIUM_(QUOTE_#_TI_328)\LAYOUT\NEW_FILES_AFTER_CHANGES_4-26-17\DAC90X.PcbDoc			
REV: A	SCALE: 1.00	Date: 04/26/17	

TOP SILKSCREEN

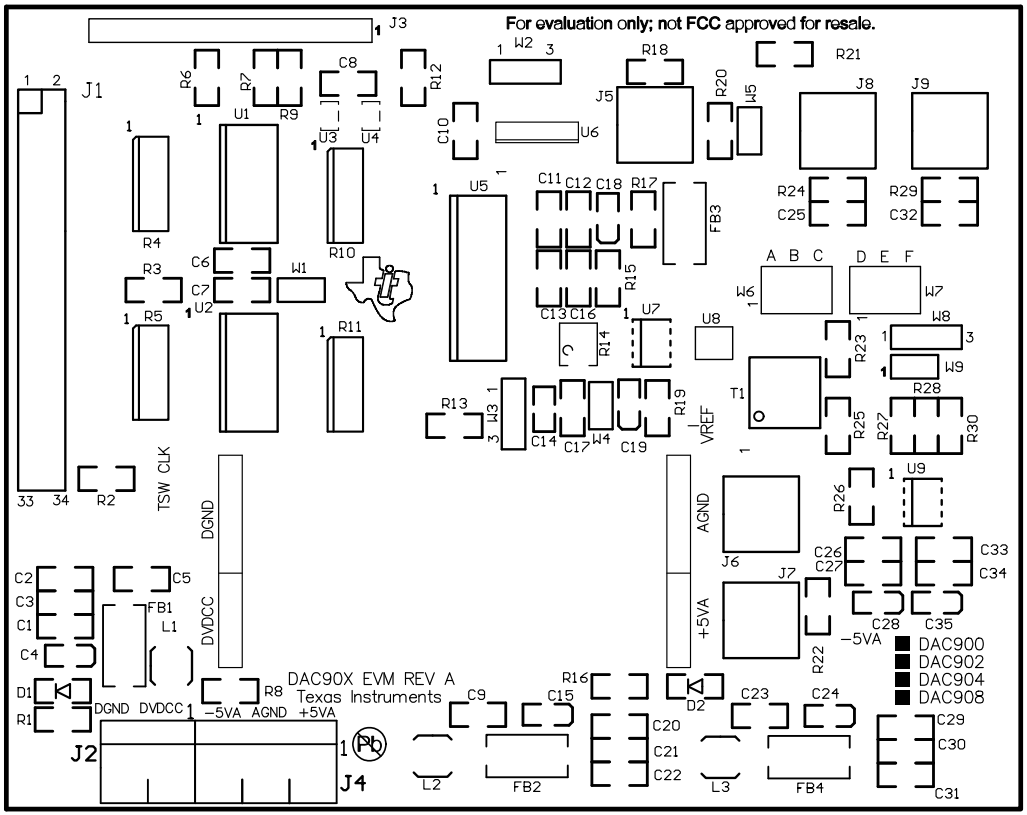

Texas Instruments, Inc. 8505 Forest Lane, Dallas, TX 75243			
DAC90X Multi DAC EVM			Drawn By: T. Hendrick Eng: P. Miller
R:\Working\TI\DAC90X_ALTIUM_(QUOTE_#_TI_328)\LAYOUT\NEW_FILES_AFTER_CHANGES_4-26-17\DAC90X.PcbDoc			
REV: A	SCALE: 1.00	Date: 04/26/17	

TOP SOLDERPASTE



Texas Instruments, Inc. 8505 Forest Lane, Dallas, TX 75243			
DAC90X Multi DAC EVM		Drawn By: T. Hendrick Eng: P. Miller	
R:\Working\TI\DAC90X_ALTIUM_(QUOTE_#_TI_328)\LAYOUT\NEW_FILES_AFTER_CHANGES_4-26-17\DAC90X.PcbDoc			
REV: A	SCALE: 1.00	Date: 04/26/17	

TOP SOLDERMASK



Texas Instruments, Inc. 8505 Forest Lane, Dallas, TX 75243			
DAC90X Multi DAC EVM			Drawn By: T. Hendrick Eng: P. Miller
R:\Working\TI\DAC90X_ALTIUM_(QUOTE_#_TI_328)\LAYOUT\NEW_FILES_AFTER_CHANGES_4-26-17\DAC90X.PcbDoc			
REV: A	SCALE: 1.00	Date: 04/26/17	

BOT SOLDERMASK



Texas Instruments, Inc. 8505 Forest Lane, Dallas, TX 75243			
DAC90X Multi DAC EVM		Drawn By: T. Hendrick Eng: P. Miller	
R:\Working\TI\DAC90X_ALTIUM_(QUOTE_#_TI_328)\LAYOUT\NEW_FILES_AFTER_CHANGES_4-26-17\DAC90X.PcbDoc			
REV: A	SCALE: 1.00	Date: 04/26/17	

BOT SOLDERPASTE



Texas Instruments, Inc. 8505 Forest Lane, Dallas, TX 75243			
DAC90X Multi DAC EVM		Drawn By: T. Hendrick Eng: P. Miller	
R:\Working\TI\DAC90X_ALTIUM_(QUOTE_#_TI_328)\LAYOUT\NEW_FILES_AFTER_CHANGES_4-26-17\DAC90X.PcbDoc			
REV: A	SCALE: 1.00	Date: 04/26/17	

FAB DRAWING

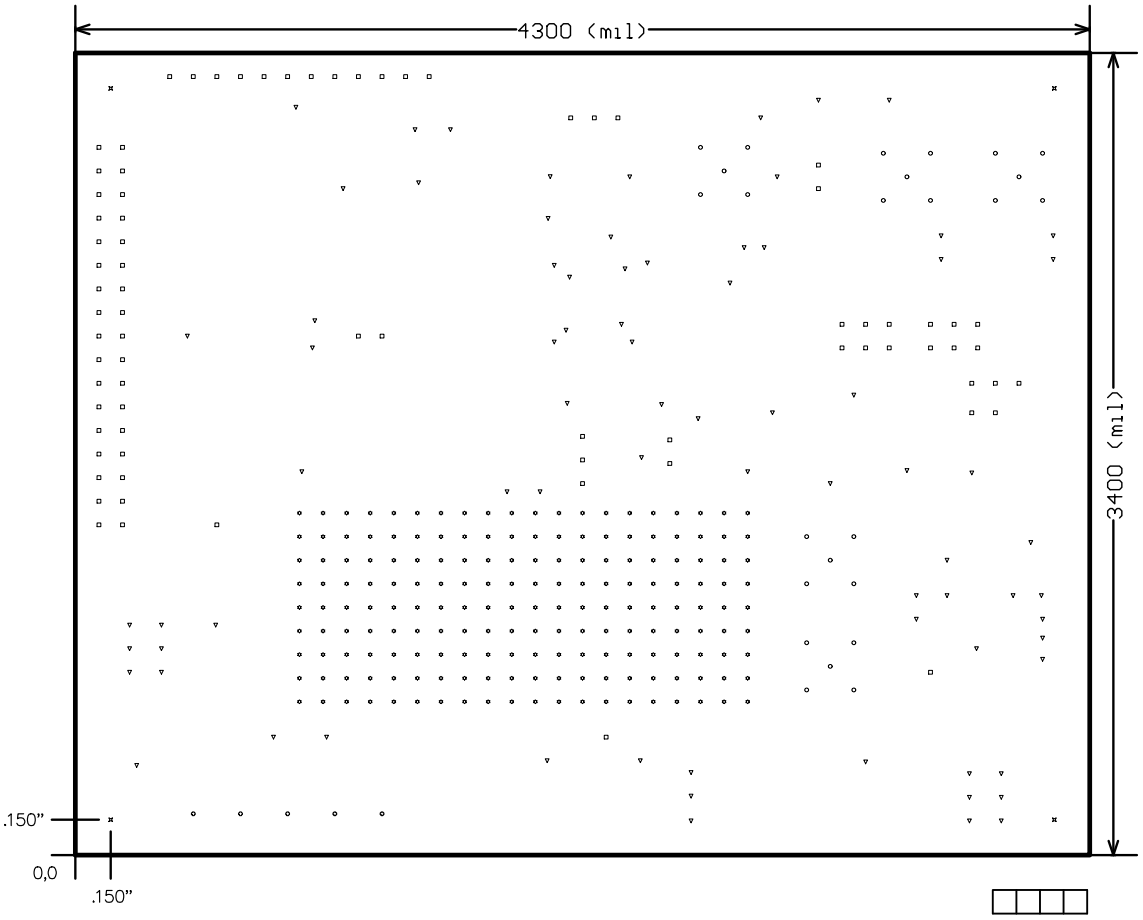

Notes:

1. FABRICATION TO MEET OR EXCEED IPC-A-600C STANDARDS
2. LAMINATE MATERIAL: COPPER-CLAD FR-4
3. COPPER WEIGHT: 1oz FINISHED
4. FINISHED THICKNESS: .062 +/- .010
5. MIN PLATING THICKNESS IN THROUGH HOLES: .001"
6. SMOBC / HASL
7. SOLDERMASK BOTH SIDES USING APPROPRIATE LAYER ARTWORK: COLOR = RED
8. SILKSCREEN AS REQUIRED: COLOR - WHITE
9. VENDER INFORMATION TO BE INCORPORATED ON BACK SIDE WHENEVER POSSIBLE
10. 27mil TRACES TO BE MATCHED TO 50 OHMS IMPEDANCE

Symbol	Hit Count	Finished Hole Size	Plated	Hole Type
▽	77	28mil (0.7112mm)	PTH	Round
☆	180	32mil (0.8128mm)	PTH	Round
□	78	37mil (0.9398mm)	PTH	Round
⌖	5	52mil (1.3208mm)	PTH	Round
○	25	67mil (1.7018mm)	PTH	Round
⌘	4	125mil (3.175mm)	NPTH	Round
	369 Total			