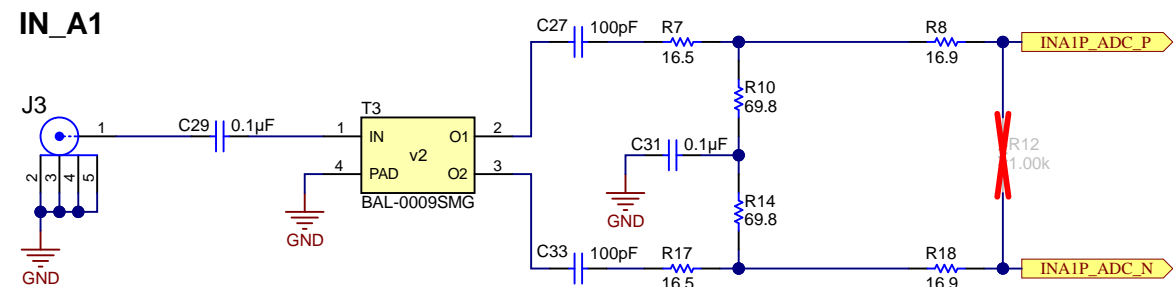
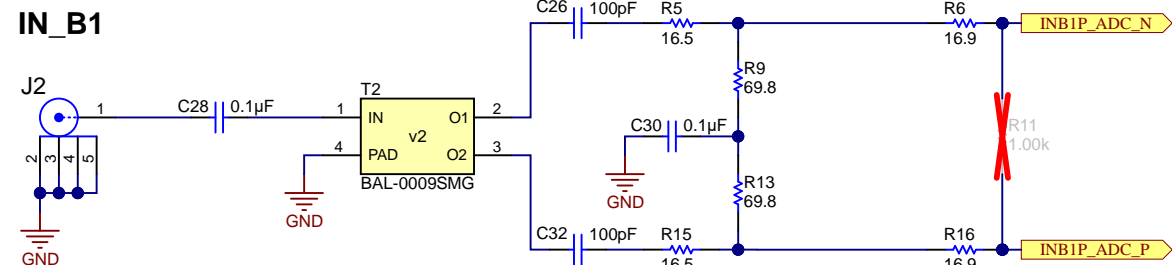


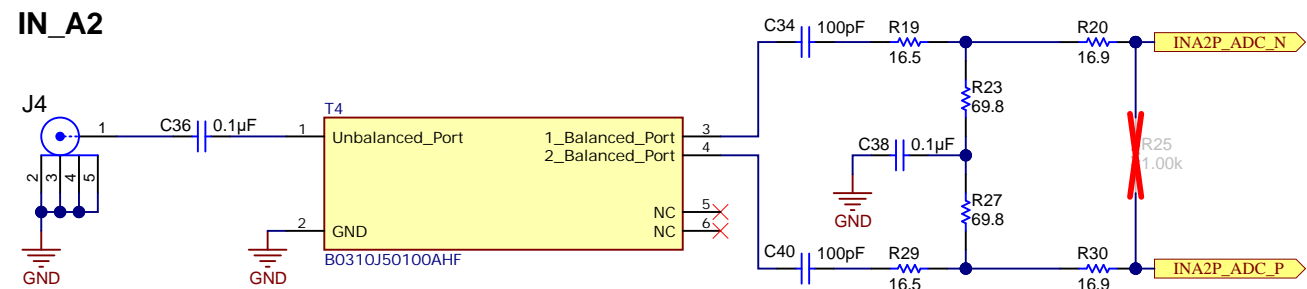
IN\_A1



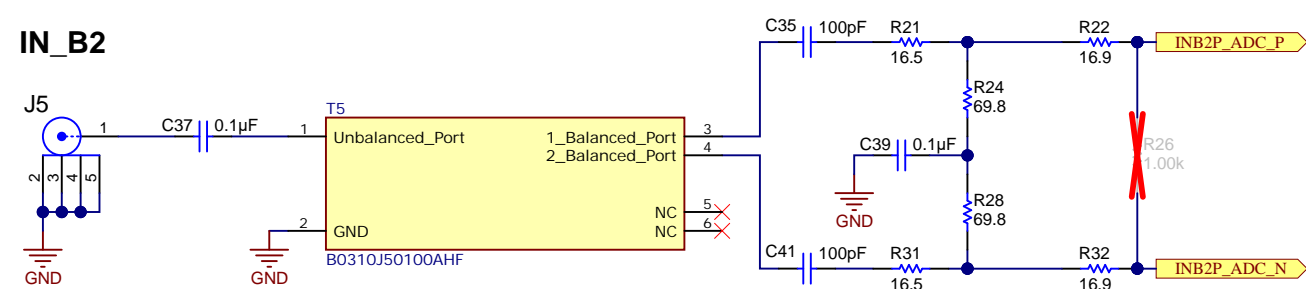
IN\_B1



IN\_A2



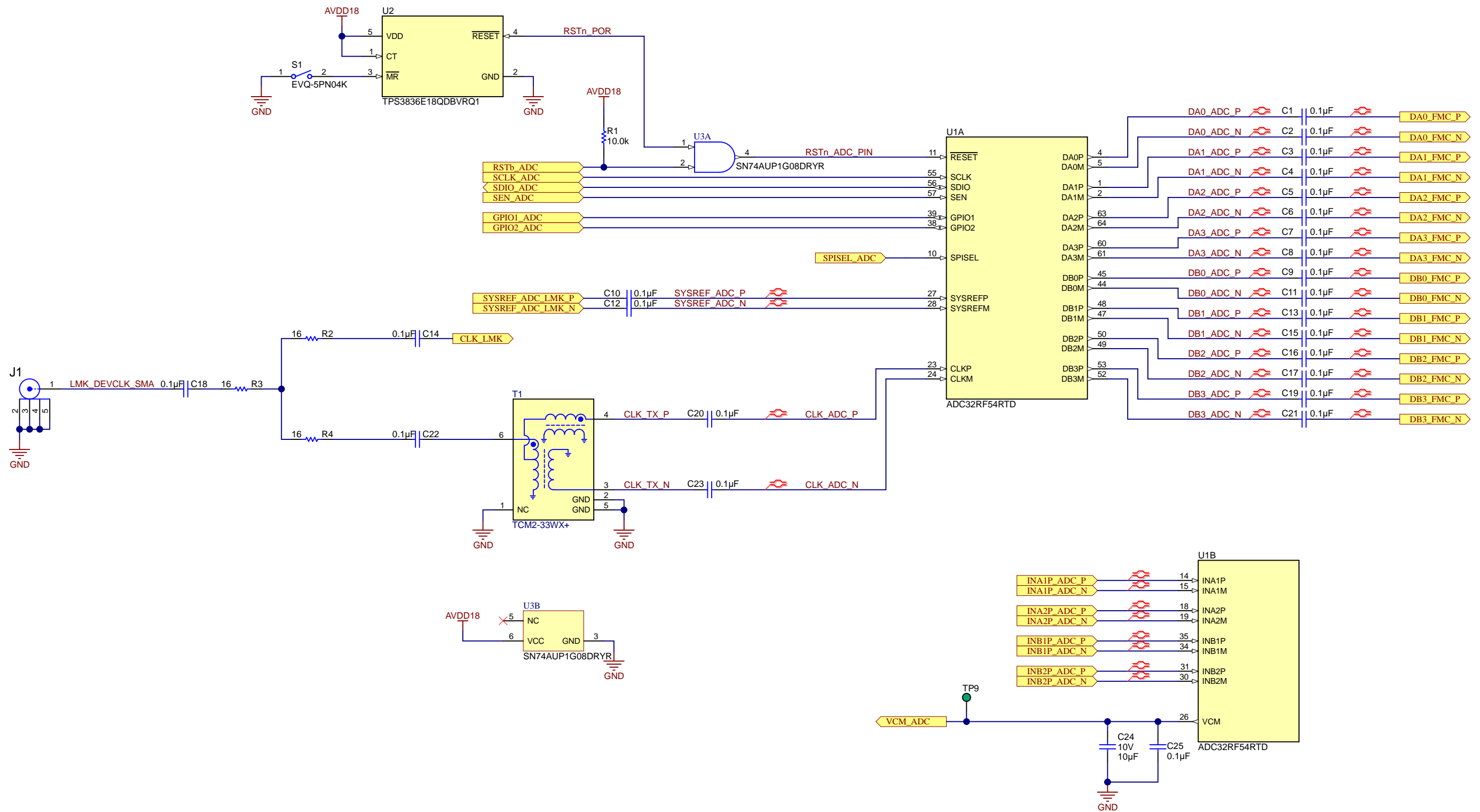
IN\_B2



Texas Instruments and/or its licensors do not warrant the accuracy or completeness of this specification or any information contained therein. Texas Instruments and/or its licensors do not warrant that this design will meet the specifications, will be suitable for your application or fit for any particular purpose, or will operate in an implementation. Texas Instruments and/or its licensors do not warrant that the design is production worthy. You should completely validate and test your design implementation to confirm the system functionality for your application.

Orderable: N/A	Designed for: Not For Public Release	Mod. Date: 7/1/2021
TID #: N/A	Project Title: ADC32RF54EVM	
Number: N/A	Rev: B	Sheet Title: ADC EVM RF Input
SVN Rev: Not in version control	Assembly Variant: -001	Sheet: 1 of 14
Drawn By: DWG	File: DC142B_ADC32RF54_ADC_Input.SchDoc	Size: B
Engineer: DWG	Contact: <a href="http://www.ti.com/support">http://www.ti.com/support</a>	

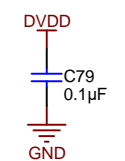
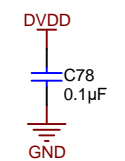
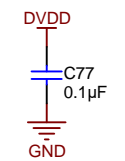
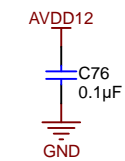
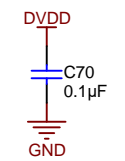
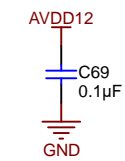
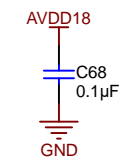
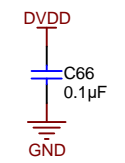
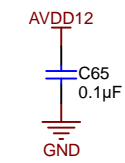
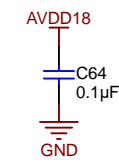
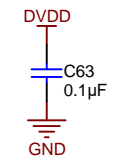
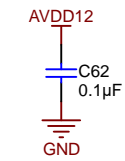
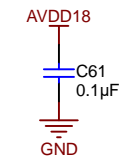
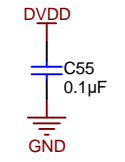
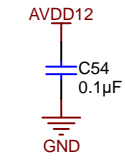
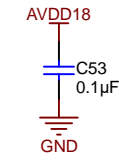
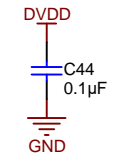
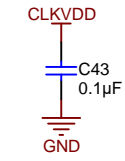
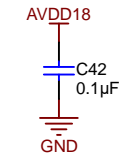
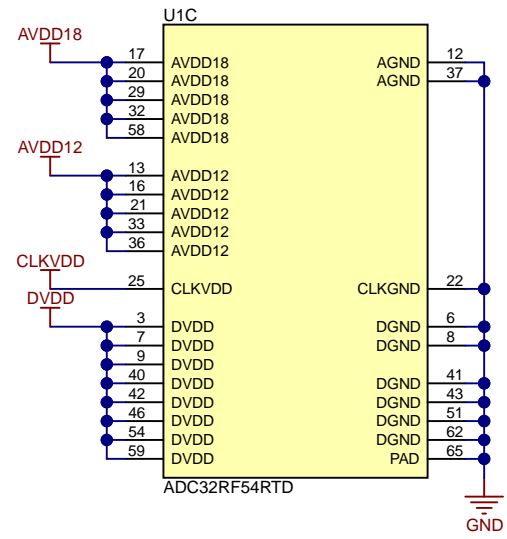
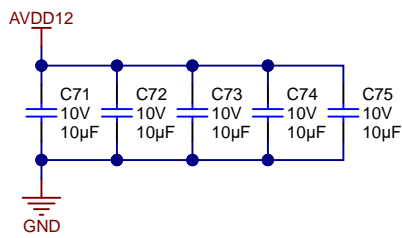
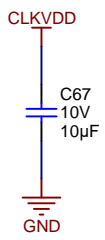
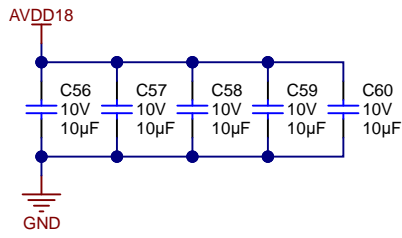
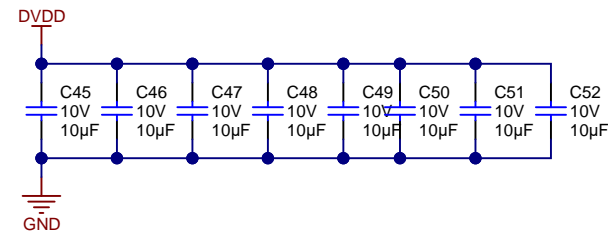
# ADC Input, SERDES and Digital Pins



Texas Instruments and/or its licensors do not warrant the accuracy or completeness of this specification or any information contained therein. Texas Instruments and/or its licensors do not warrant that this design will meet the specifications, will be suitable for your application or fit for any particular purpose, or will operate in an implementation. Texas Instruments and/or its licensors do not warrant that the design is production worthy. You should completely validate and test your design implementation to confirm the system functionality for your application.

Orderable: N/A	Designed for: Not For Public Release	Mod. Date: 6/24/2021
TID #: N/A	Project Title: ADC32RF54EVM	
Number: N/A	Rev: B	Sheet Title: ADC Input, SERDES and Digital Pins
SVN Rev: Not in version control	Assembly Variant: -001	Sheet 2 of 14
Drawn By:	File: DC142B_ADC32RF54_ADC_Dig.SchDoc	Size: B
Engineer: DWG	Contact: <a href="http://www.ti.com/support">http://www.ti.com/support</a>	

ADC EVM Power

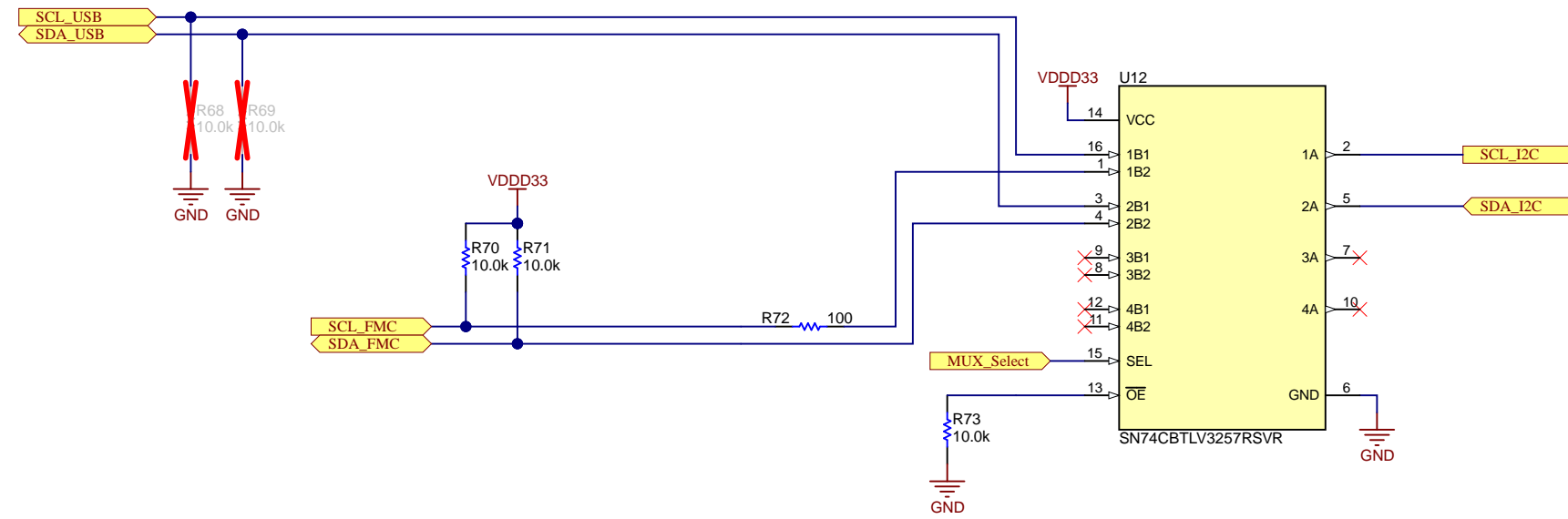


Texas Instruments and/or its licensors do not warrant the accuracy or completeness of this specification or any information contained therein. Texas Instruments and/or its licensors do not warrant that this design will meet the specifications, will be suitable for your application or fit for any particular purpose, or will operate in an implementation. Texas Instruments and/or its licensors do not warrant that the design is production worthy. You should completely validate and test your design implementation to confirm the system functionality for your application.

Orderable: N/A	Designed for: Not For Public Release	Mod. Date: 6/24/2021
TID #: N/A	Project Title: ADC32RF54EVM	
Number: N/A	Rev: B	Sheet Title: ADC EVM Power
SVN Rev: Not in version control	Assembly Variant: -001	Sheet: 3 of 14
Drawn By: DWG	File: DC142B_ADC32RF54_ADC_Power.SchDoc	Size: B
Engineer: DWG	Contact: <a href="http://www.ti.com/support">http://www.ti.com/support</a>	



GPIO MUX

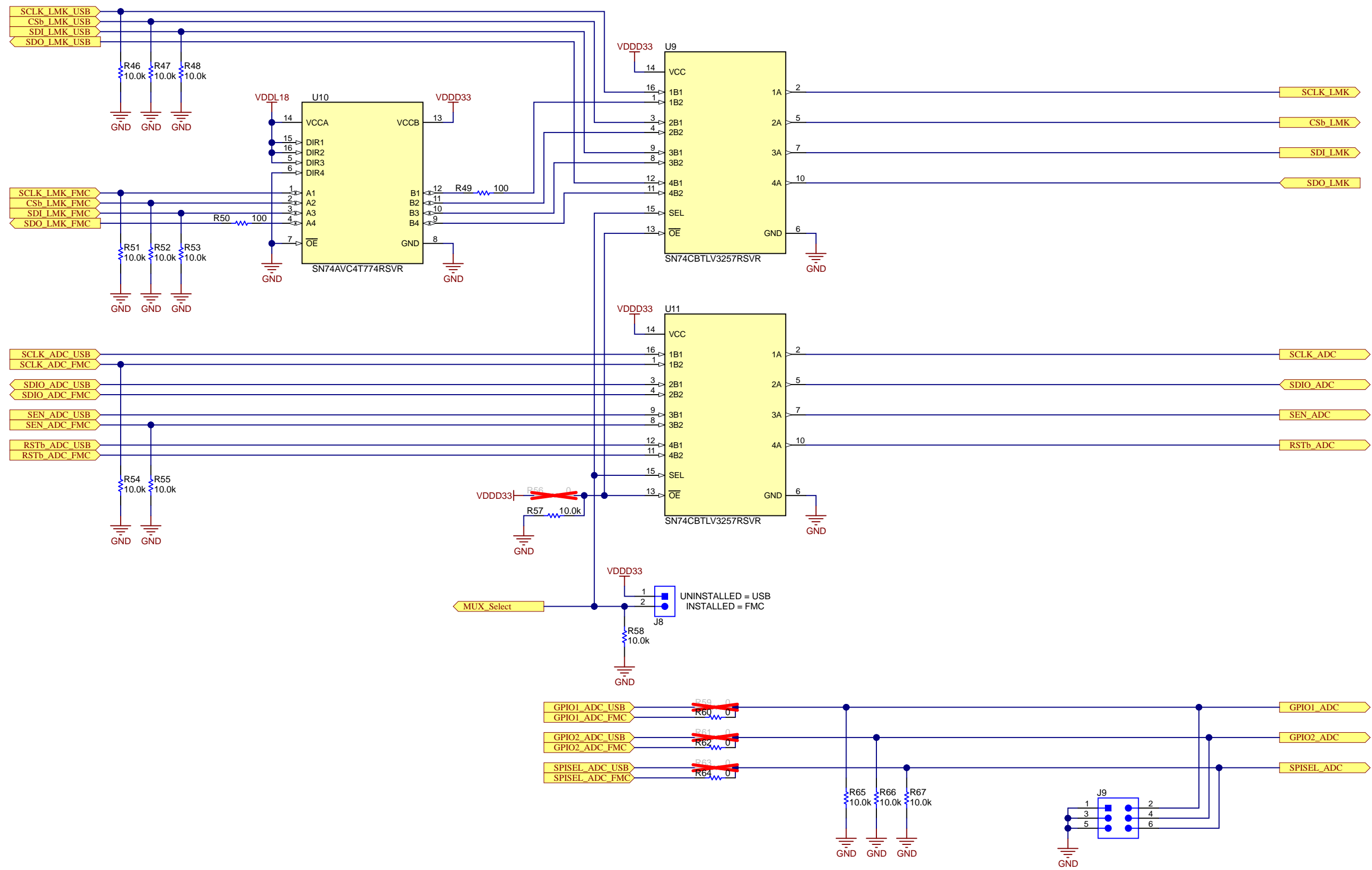


Texas Instruments and/or its licensors do not warrant the accuracy or completeness of this specification or any information contained therein. Texas Instruments and/or its licensors do not warrant that this design will meet the specifications, will be suitable for your application or fit for any particular purpose, or will operate in an implementation. Texas Instruments and/or its licensors do not warrant that the design is production worthy. You should completely validate and test your design implementation to confirm the system functionality for your application.

Orderable: N/A	Designed for: Not For Public Release	Mod. Date: 6/24/2021
TID #: N/A	Project Title: ADC32RF54EVM	
Number: N/A	Rev: B	Sheet Title: GPIO MUX
SVN Rev: Not in version control	Assembly Variant: -001	Sheet: 4 of 14
Drawn By: DWG	File: DC142B_ADC32RF54_GPIO_MUX.SchDoc	Size: B
Engineer: DWG	Contact: <a href="http://www.ti.com/support">http://www.ti.com/support</a>	



GPIO MUX Cont.

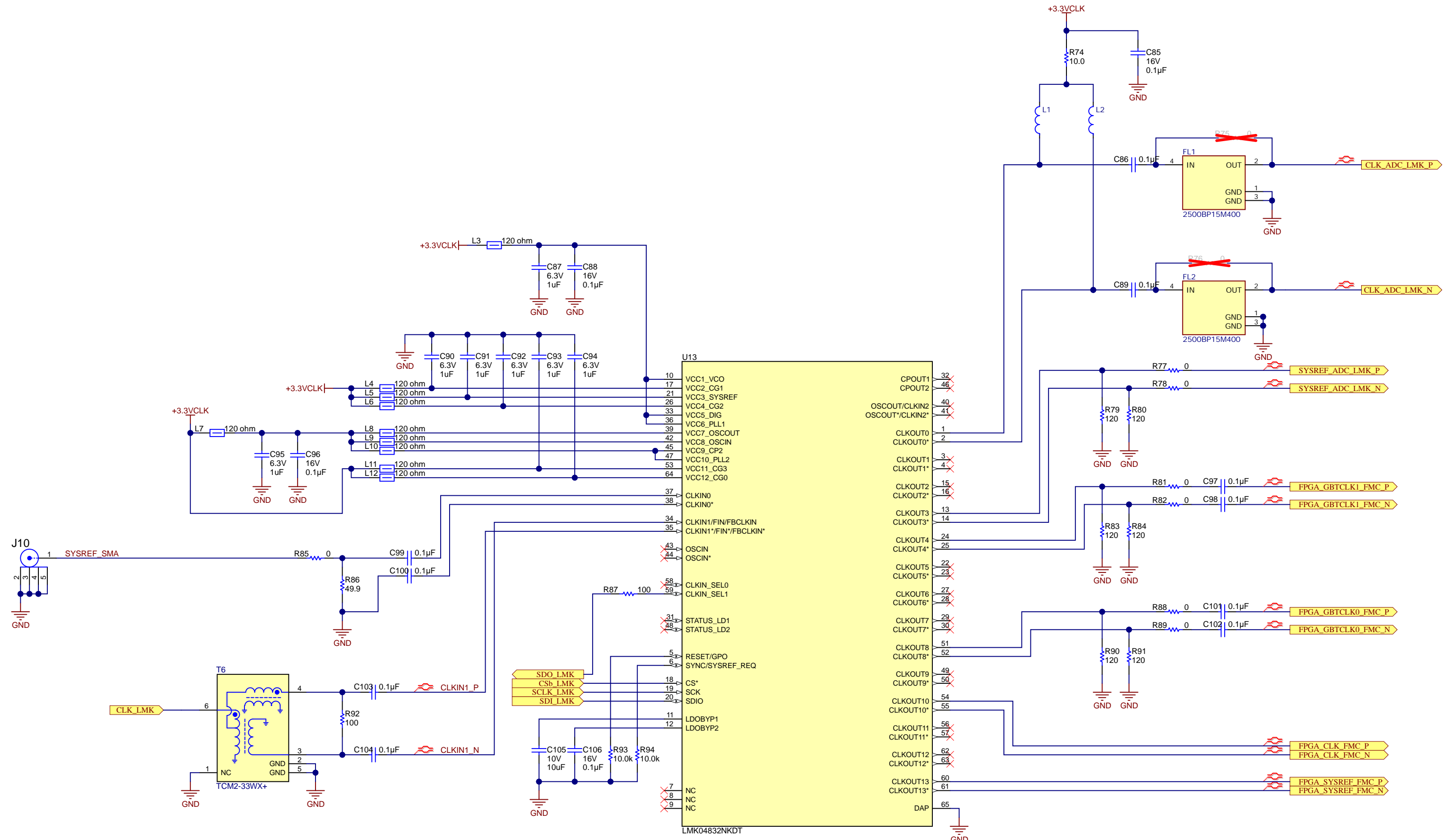


Texas Instruments and/or its licensors do not warrant the accuracy or completeness of this specification or any information contained therein. Texas Instruments and/or its licensors do not warrant that this design will meet the specifications, will be suitable for your application or fit for any particular purpose, or will operate in an implementation. Texas Instruments and/or its licensors do not warrant that the design is production worthy. You should completely validate and test your design implementation to confirm the system functionality for your application.

Orderable: N/A	Designed for: Not For Public Release	Mod. Date: 6/24/2021
TID #: N/A	Project Title: ADC32RF54EVM	
Number: N/A	Rev: B	Sheet Title: GPIO MUX Cont.
SVN Rev: Not in version control	Assembly Variant: -001	Sheet 5 of 14
Drawn By: DWG	File: DC142B_ADC32RF54_GPIO_MUX2.SchDoc	Size: B
Engineer: DWG	Contact: <a href="http://www.ti.com/support">http://www.ti.com/support</a>	



LMK04832 Clock Fanout

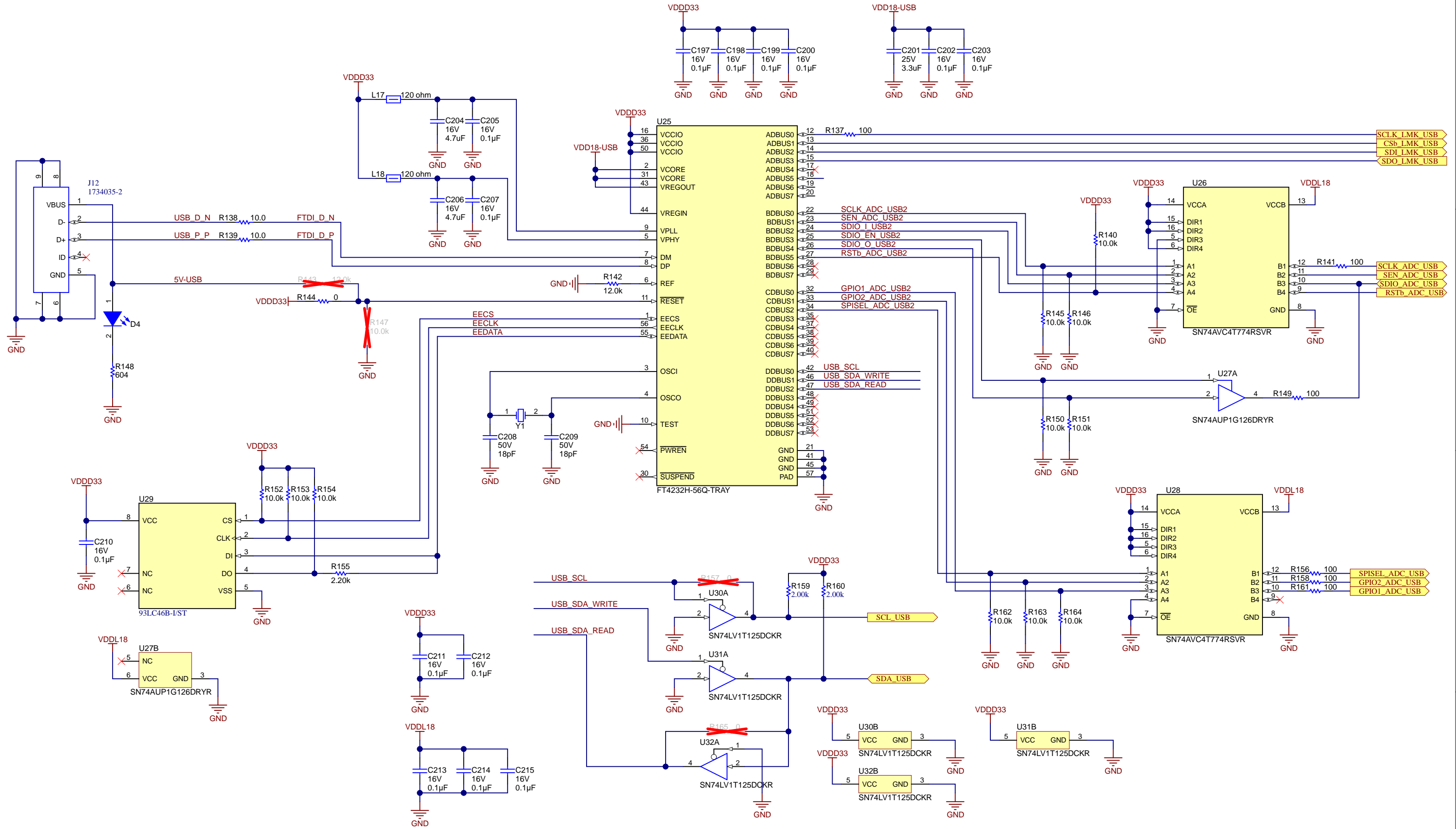


Texas Instruments and/or its licensors do not warrant the accuracy or completeness of this specification or any information contained therein. Texas Instruments and/or its licensors do not warrant that this design will meet the specifications, will be suitable for your application or fit for any particular purpose, or will operate in an implementation. Texas Instruments and/or its licensors do not warrant that the design is production worthy. You should completely validate and test your design implementation to confirm the system functionality for your application.

Orderable: N/A	Designed for: Not For Public Release	Mod. Date: 6/24/2021
TID #: N/A	Project Title: ADC32RF54EVM	
Number: N/A	Rev: B	Sheet Title: LMK04832 Clock Fanout
SVN Rev: Not in version control	Assembly Variant: -001	Sheet: 6 of 14
Drawn By: DWG	File: DC142B_ADC32RF54_LMK.SchDoc	Size: B
Engineer: DWG	Contact: <a href="http://www.ti.com/support">http://www.ti.com/support</a>	



USB Interface

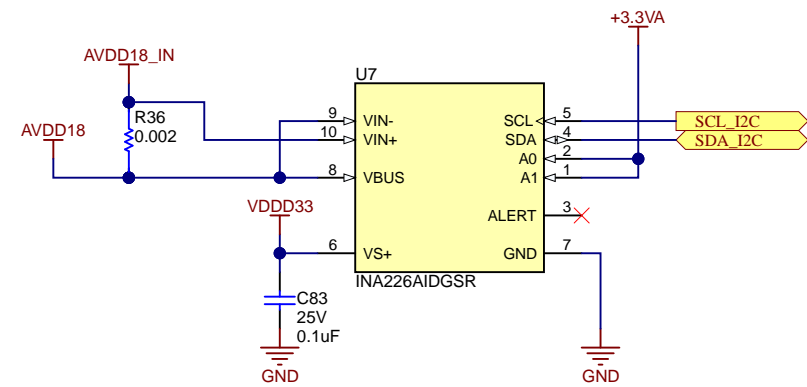
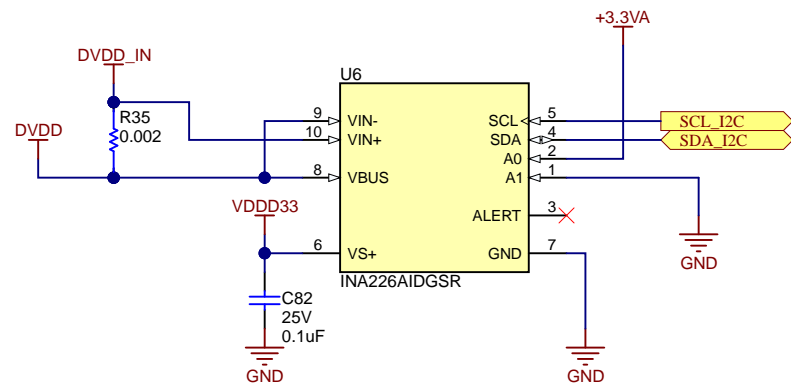
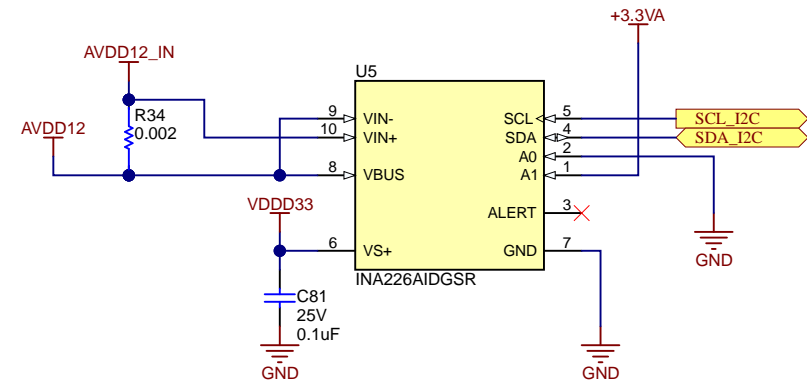
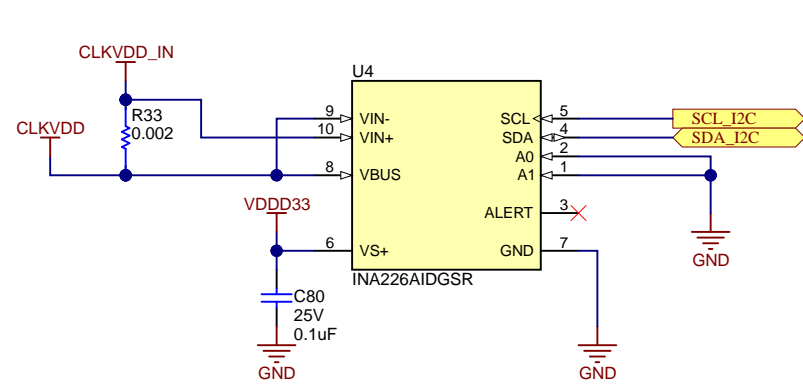


Texas Instruments and/or its licensors do not warrant the accuracy or completeness of this specification or any information contained therein. Texas Instruments and/or its licensors do not warrant that this design will meet the specifications, will be suitable for your application or fit for any particular purpose, or will operate in an implementation. Texas Instruments and/or its licensors do not warrant that the design is production worthy. You should completely validate and test your design implementation to confirm the system functionality for your application.

Orderable: N/A	Designed for: Not For Public Release	Mod. Date: 6/24/2021
TID #: N/A	Project Title: ADC32RF54EVM	
Number: N/A	Rev: B	Sheet Title: USB Interface
SVN Rev: Not in version control	Assembly Variant: -001	Sheet: 7 of 14
Drawn By: DWG	File: DC142B_ADC32RF54_USB.SchDoc	Size: B
Engineer: DWG	Contact: <a href="http://www.ti.com/support">http://www.ti.com/support</a>	



Current Monitors



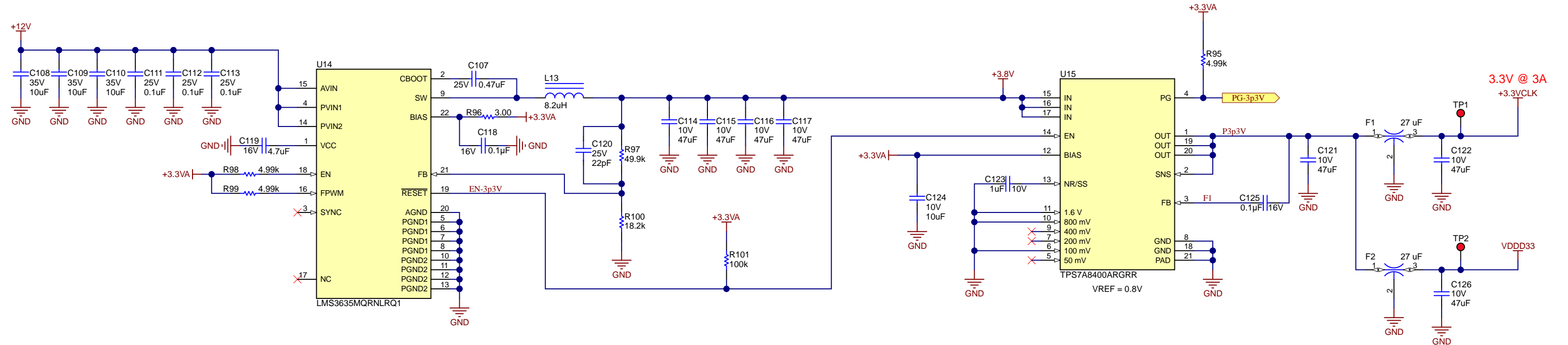
Texas Instruments and/or its licensors do not warrant the accuracy or completeness of this specification or any information contained therein. Texas Instruments and/or its licensors do not warrant that this design will meet the specifications, will be suitable for your application or fit for any particular purpose, or will operate in an implementation. Texas Instruments and/or its licensors do not warrant that the design is production worthy. You should completely validate and test your design implementation to confirm the system functionality for your application.

Orderable: N/A	Designed for: Not For Public Release	Mod. Date: 6/24/2021
TID #: N/A	Project Title: ADC32RF54EVM	
Number: N/A	Rev: B	Sheet Title: Current Monitors
SVN Rev: Not in version control	Assembly Variant: -001	Sheet: 8 of 14
Drawn By:	File: DC142B_ADC32RF54_Current Monitors.SchDoc	Size: B
Engineer: DWG	Contact: <a href="http://www.ti.com/support">http://www.ti.com/support</a>	

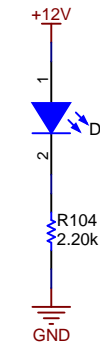
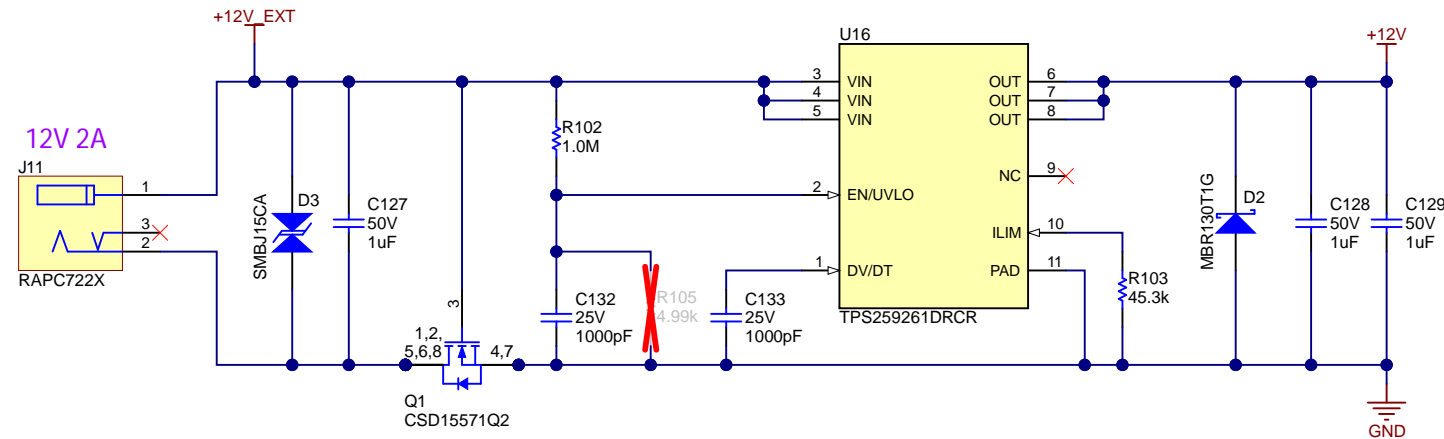




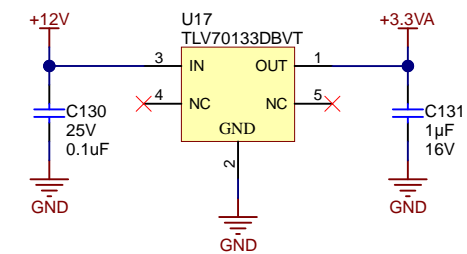
EVM Power 1



Barrel 12V Power Input Protection



Instant On 3.3V

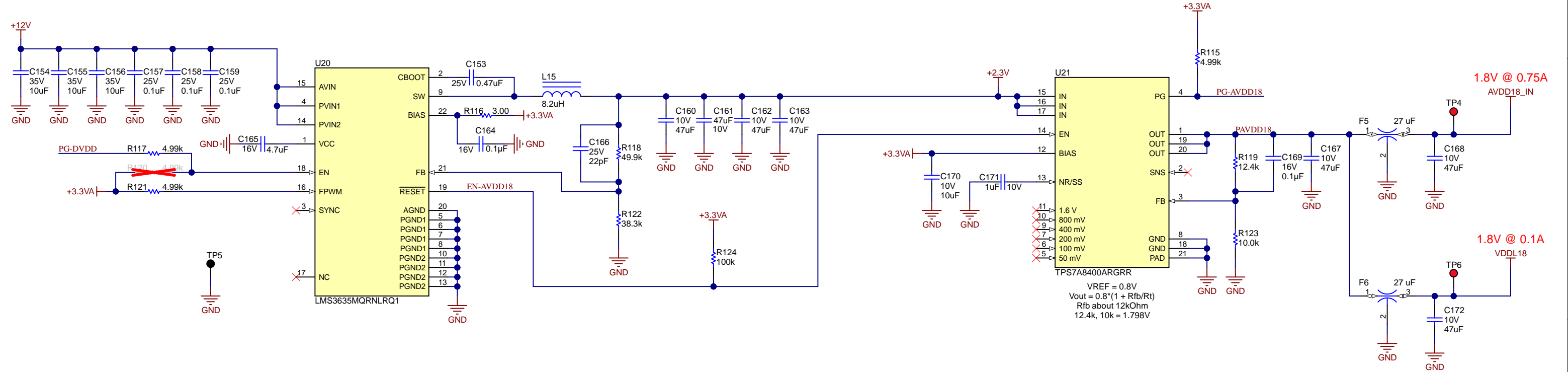
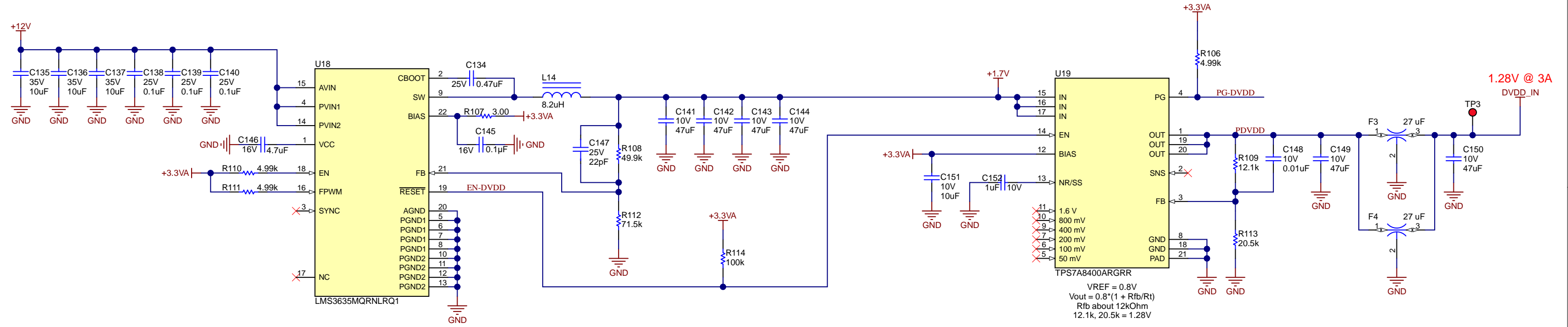


Texas Instruments and/or its licensors do not warrant the accuracy or completeness of this specification or any information contained therein. Texas Instruments and/or its licensors do not warrant that this design will meet the specifications, will be suitable for your application or fit for any particular purpose, or will operate in an implementation. Texas Instruments and/or its licensors do not warrant that the design is production worthy. You should completely validate and test your design implementation to confirm the system functionality for your application.

Orderable: N/A	Designed for: Not For Public Release	Mod. Date: 6/24/2021
TID #: N/A	Project Title: ADC32RF54EVM	
Number: N/A	Rev: B	Sheet Title: EVM Power 1
SVN Rev: Not in version control	Assembly Variant: -001	Sheet: 9 of 14
Drawn By: DWG	File: DC142B_ADC32RF54_Power1.SchDoc	Size: B
Engineer: DWG	Contact: <a href="http://www.ti.com/support">http://www.ti.com/support</a>	



EVM Power 2

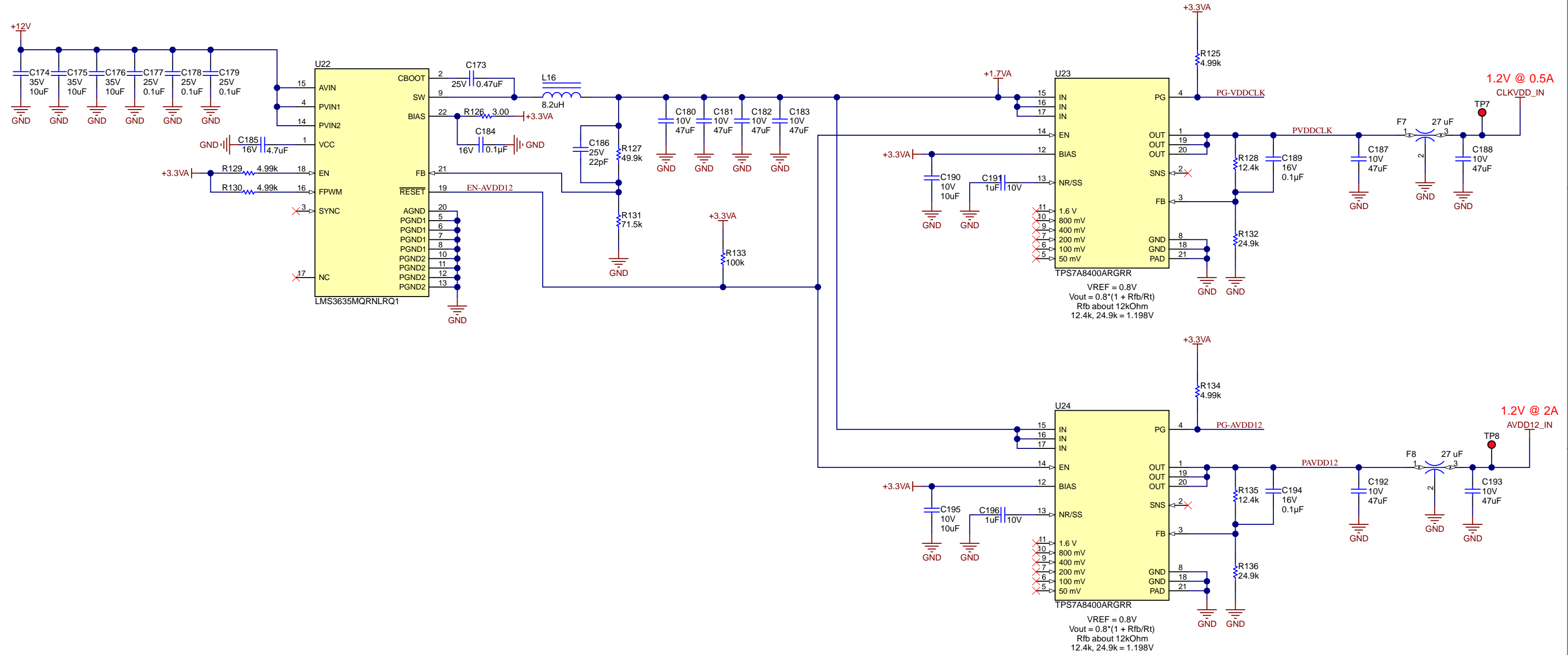


Texas Instruments and/or its licensors do not warrant the accuracy or completeness of this specification or any information contained therein. Texas Instruments and/or its licensors do not warrant that this design will meet the specifications, will be suitable for your application or fit for any particular purpose, or will operate in an implementation. Texas Instruments and/or its licensors do not warrant that the design is production worthy. You should completely validate and test your design implementation to confirm the system functionality for your application.

Orderable: N/A	Designed for: Not For Public Release	Mod. Date: 6/24/2021
TID #: N/A	Project Title: ADC32RF54EVM	
Number: N/A	Rev: B	Sheet Title: EVM Power 2
SVN Rev: Not in version control	Assembly Variant: -001	Sheet: 10 of 14
Drawn By: DWG	File: DC142B_ADC32RF54_Power2.SchDoc	Size: B
Engineer: DWG	Contact: <a href="http://www.ti.com/support">http://www.ti.com/support</a>	



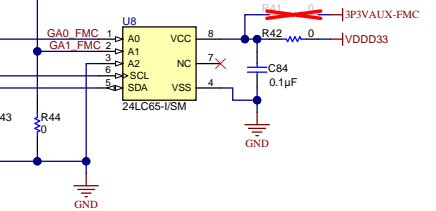
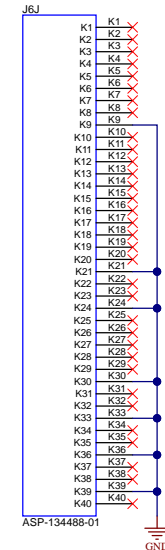
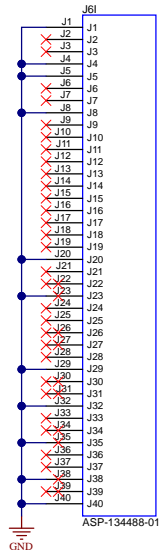
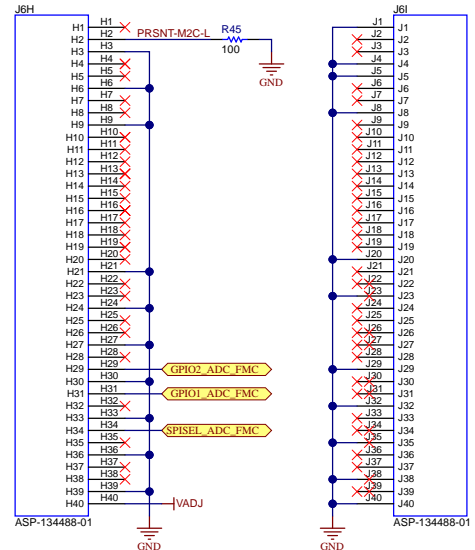
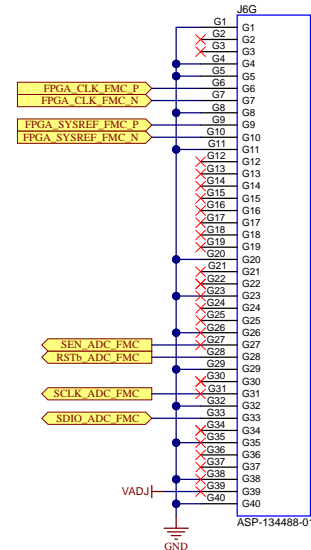
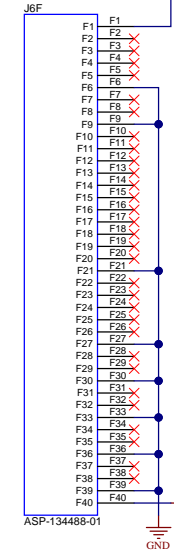
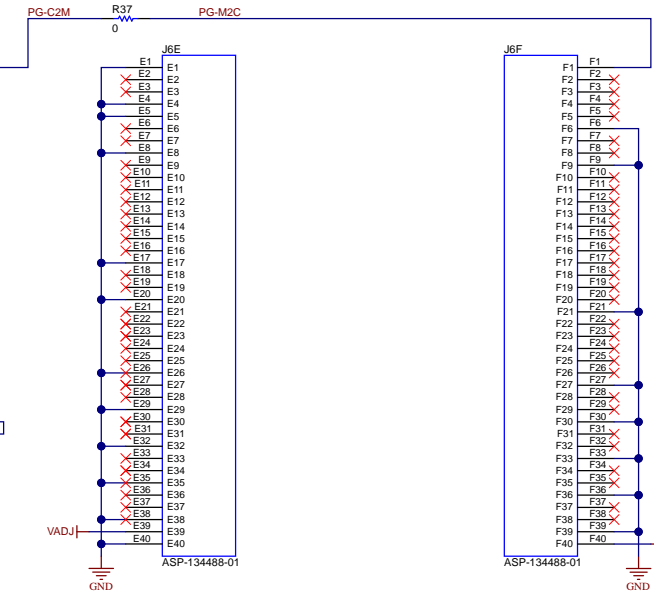
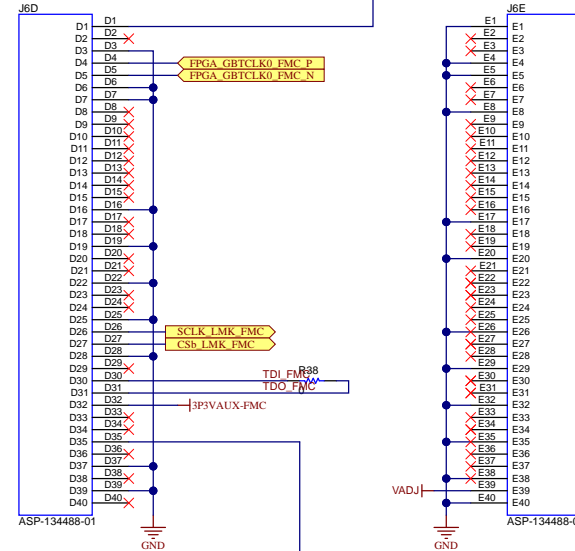
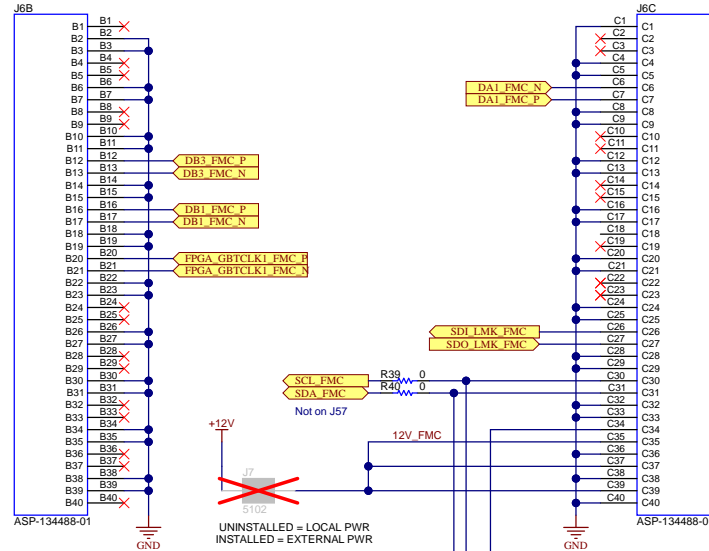
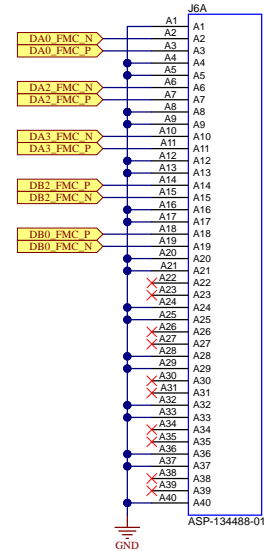
EVM Power 3



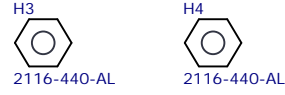
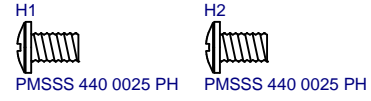
Texas Instruments and/or its licensors do not warrant the accuracy or completeness of this specification or any information contained therein. Texas Instruments and/or its licensors do not warrant that this design will meet the specifications, will be suitable for your application or fit for any particular purpose, or will operate in an implementation. Texas Instruments and/or its licensors do not warrant that the design is production worthy. You should completely validate and test your design implementation to confirm the system functionality for your application.

Orderable: N/A	Designed for: Not For Public Release	Mod. Date: 6/24/2021
TID #: N/A	Project Title: ADC32RF54EVM	
Number: N/A	Rev: B	Sheet Title: EVM Power 3
SVN Rev: Not in version control	Assembly Variant: -001	Sheet: 11 of 14
Drawn By: DWG	File: DC142B_ADC32RF54_Power3.SchDoc	Size: B
Engineer: DWG	Contact: <a href="http://www.ti.com/support">http://www.ti.com/support</a>	





Misc Hardware



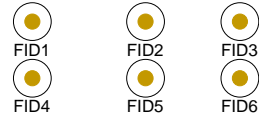
PCB Number: N/A  
PCB Rev: B

PCB LOGO  
Texas Instruments



PCB LOGO  
FCC disclaimer

PCB LOGO  
WEEE logo



Variant/Label Table	
Variant	Label Text
001	Original Build
002	Power Parts Swapped due to shortage

LBL1  
PCB Label  
THT-14-423-10  
Size: 0.65" x 0.20"

ZZ1  
Label Assembly Note  
This Assembly Note is for PCB labels only

ZZ2  
Assembly Note  
These assemblies are ESD sensitive, ESD precautions shall be observed.

ZZ3  
Assembly Note  
These assemblies must be clean and free from flux and all contaminants. Use of no clean flux is not acceptable.

ZZ4  
Assembly Note  
These assemblies must comply with workmanship standards IPC-A-610 Class 2, unless otherwise specified.

Rev History

**Revision History**

Rev	Release Date	Notes
A	????	Initial Release
B	????	Initial Release

**Variant(s)**

Variant	Notes
001	Original DNI Parts used for Production Build / RTM
002	Updated U14, U18, U20 & U22 to fixed output regulator part due to shortage of variable output part.

Texas Instruments and/or its licensors do not warrant the accuracy or completeness of this specification or any information contained therein. Texas Instruments and/or its licensors do not warrant that this design will meet the specifications, will be suitable for your application or fit for any particular purpose, or will operate in an implementation. Texas Instruments and/or its licensors do not warrant that the design is production worthy. You should completely validate and test your design implementation to confirm the system functionality for your application.

Orderable: <a href="#">N/A</a>	Designed for: <a href="#">Not For Public Release</a>	Mod. Date: 6/24/2021
TID #: <a href="#">N/A</a>	Project Title: <a href="#">ADC32RF54EVM</a>	
Number: <a href="#">N/A</a>	Rev: <a href="#">B</a>	Sheet Title: <a href="#">Rev History</a>
SVN Rev: <a href="#">Not in version control</a>	Assembly Variant: <a href="#">-001</a>	Sheet: <a href="#">14 of 14</a>
Drawn By:	File: <a href="#">DC142B Revision History.SchDoc</a>	Size: <a href="#">B</a>
Engineer: <a href="#">DWG</a>	Contact: <a href="#">http://www.ti.com/support</a>	