

## Part 1. How to Disable Driver Signature Enforcement

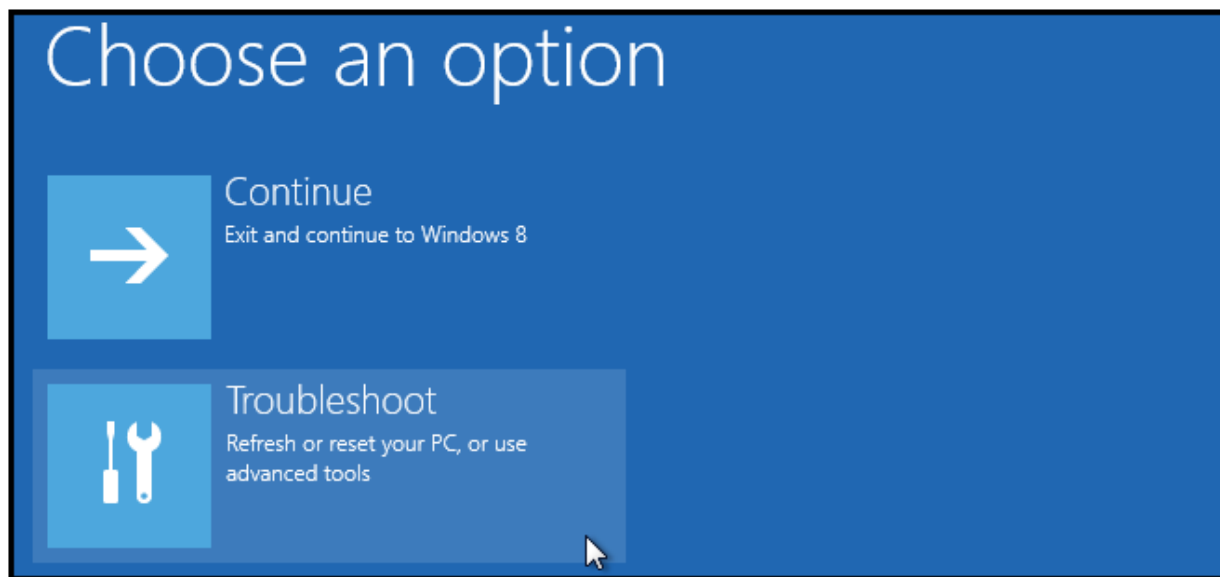
To disable driver signature enforcement on Windows 10 and Windows 8.x computers please follow the steps below:

### Disable Driver Signature Verification through Troubleshoot

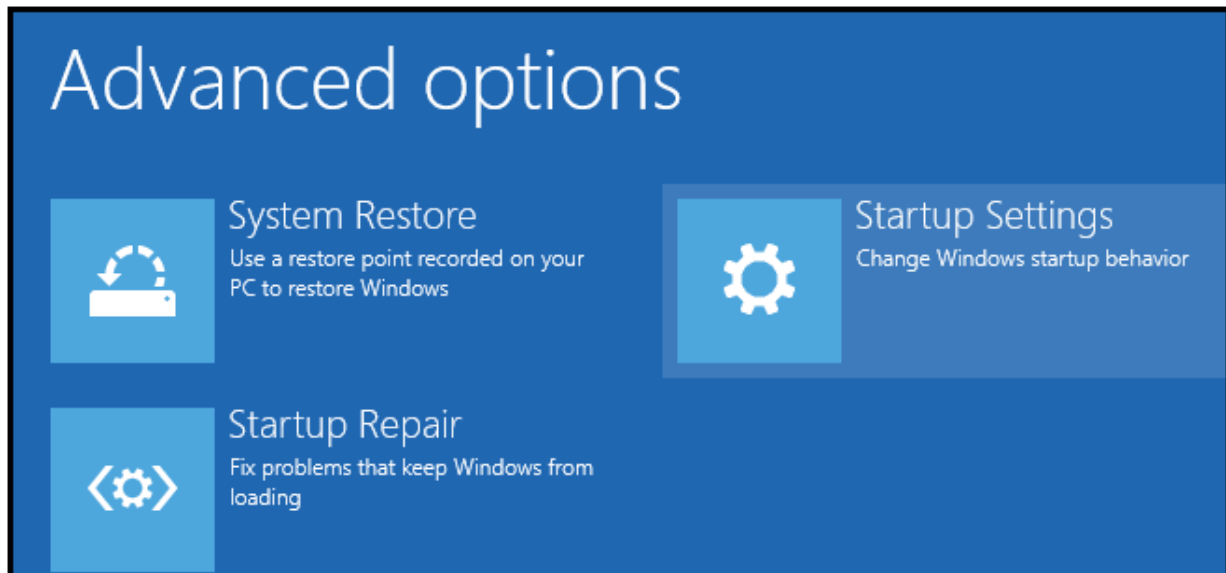
Step 1) Enter Troubleshoot.

There are many ways to get into Troubleshoot. In Windows 10/8.1/8, you can click “Restart” from the power options menu or the Start menu and hold down the “Shift” key at the same time. Once the computer has rebooted, you will be able to choose the Troubleshoot option.

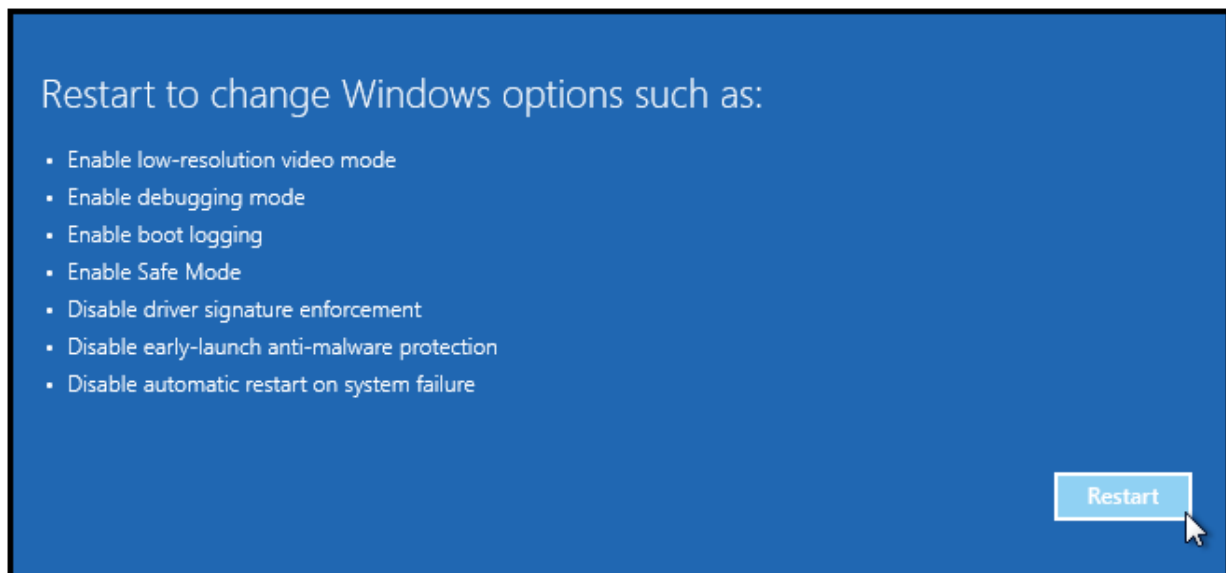
Or you can try Windows key + R to bring up the Run box, try shutdown/r/o and hit Enter, click “Close” to sign off and then you can choose the Troubleshoot option when the computer has rebooted.



Step 2) Select “Advanced options” and “Startup Settings”.



Step 3) You need to restart your computer one last time to modify boot time configuration settings.



Step 4) You will be given a list of startup settings, including “Disable driver signature enforcement”. To choose the setting, you need to press F7 key.

# Startup Settings

Press a number to choose from the options below:

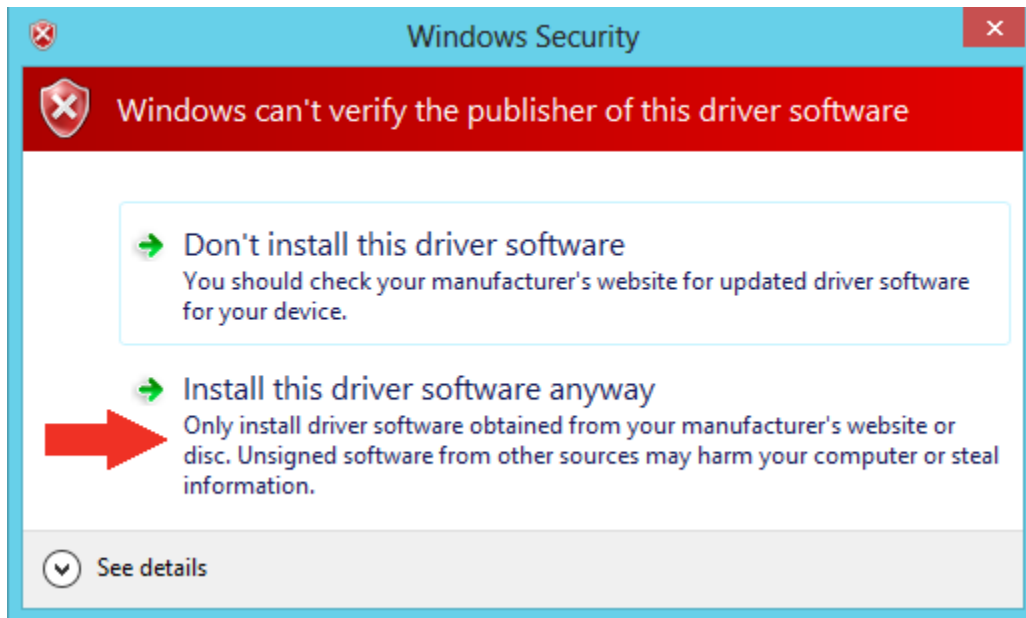
Use number keys or functions keys F1-F9.

- 1) Enable debugging
- 2) Enable boot logging
- 3) Enable low-resolution video
- 4) Enable Safe Mode
- 5) Enable Safe Mode with Networking
- 6) Enable Safe Mode with Command Prompt
- 7) Disable driver signature enforcement
- 8) Disable early launch anti-malware protection
- 9) Disable automatic restart after failure

When the menu pops up, use the Down arrow key to scroll to “Disable driver signature enforcement” and press “Enter”. Continue the boot process.

## Part 2. Install the Drivers

You will now be able to install the drivers. Because the drivers are not signed Windows will display a warning message. When the warning appears, click **Install this driver software anyway**.



**Note:** The next time you restart your computer, driver signature enforcement will be in effect again. You will have to repeat this process for any new boards. If you have multiple boards to use with the same computer, we recommend installing the drivers for each one before you shut down or restart your computer.