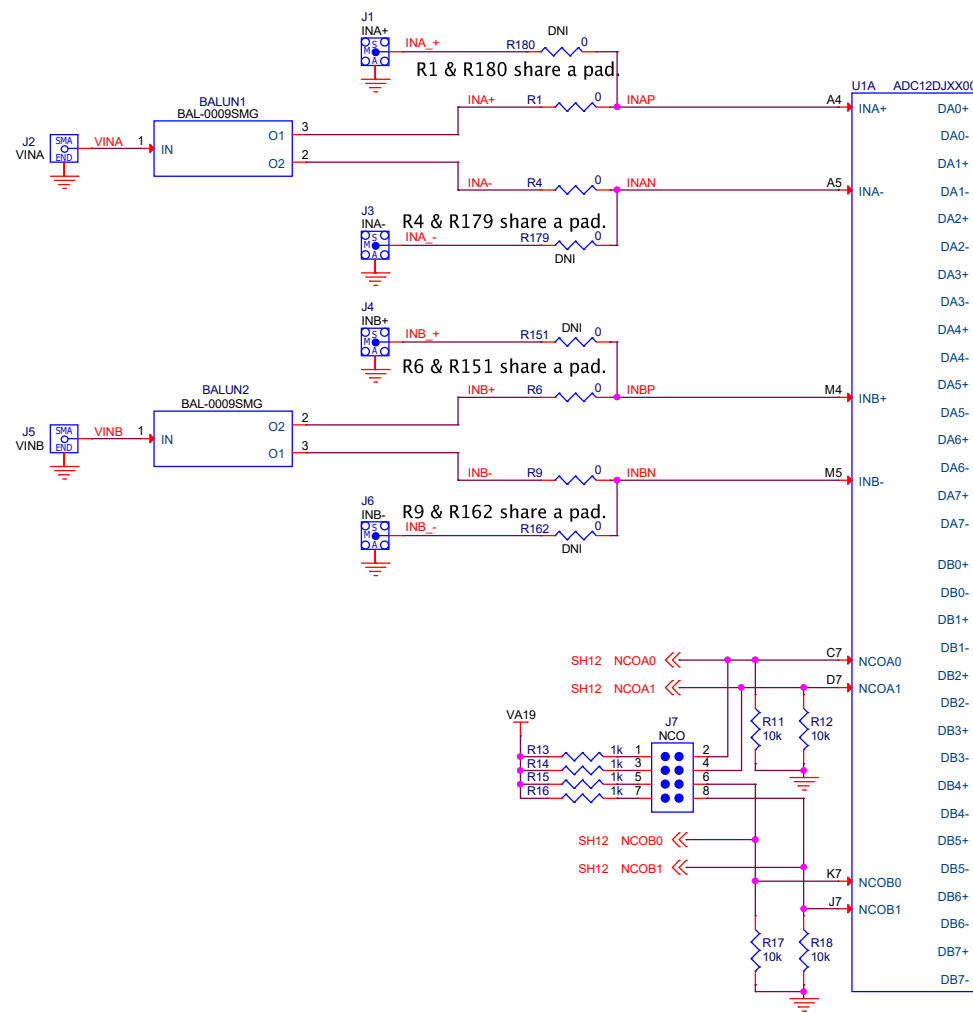


Title		ADC12DJ2700EVM (BLOCK DIAGRAM)	
Engineer	BRINKHURST	Date	10/2015
Size	B	Document Number	HSP001-001
PCB	JV SMITH	Date	Friday, December 15, 2017
Rev	A	Sheet	1 of 14



Only the P and M's need to match.

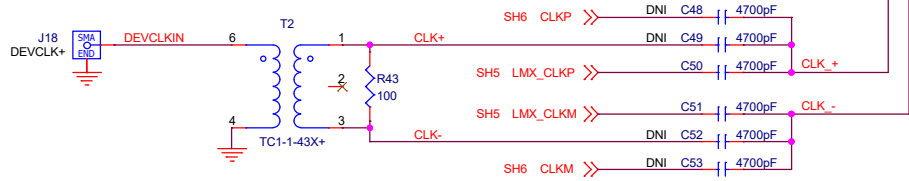
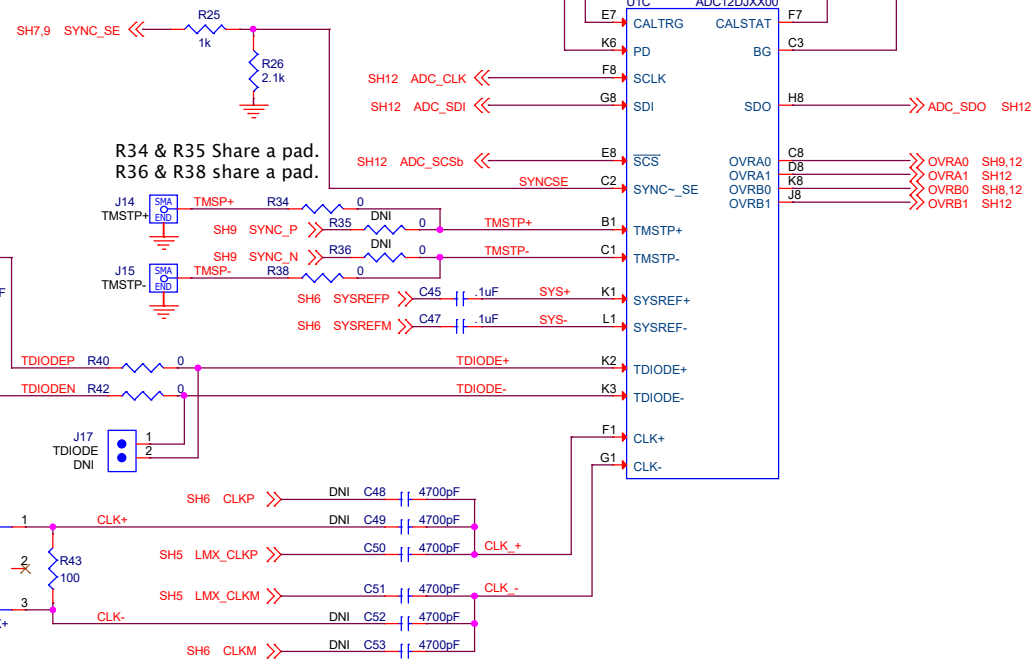
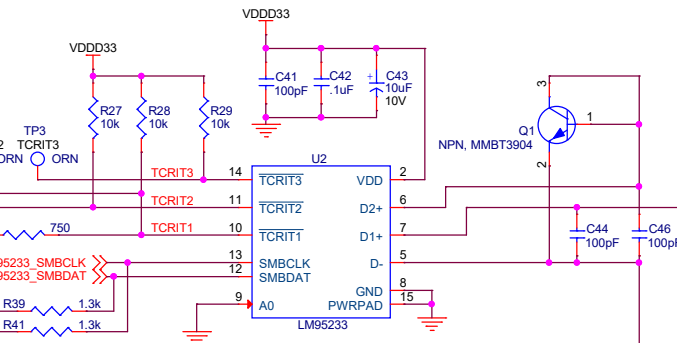

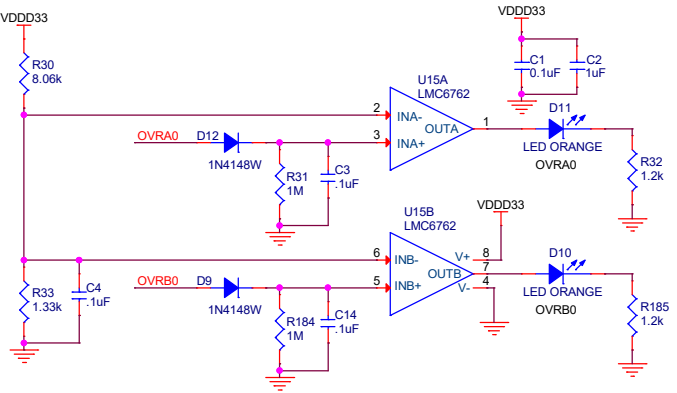
DA0+	E12	DA0+	C5	.1uF	<<DA0_P	SH8
DA0-	F12	DA0-	C6	.1uF	<<DA0_M	SH8
DA1+	C12	DA1+	C7	.1uF	<<DA1_P	SH8
DA1-	D12	DA1-	C8	.1uF	<<DA1_M	SH8
DA2+	A10	DA2+	C9	.1uF	<<DA2_P	SH8
DA2-	A11	DA2-	C10	.1uF	<<DA2_M	SH8
DA3+	A8	DA3+	C11	.1uF	<<DA3_P	SH8
DA3-	A9	DA3-	C12	.1uF	<<DA3_M	SH8
DA4+	E11	DA4+	C13	.1uF	<<DA4_P	SH8
DA4-	F11	DA4-	C15	.1uF	<<DA4_M	SH8
DA5+	C11	DA5+	C16	.1uF	<<DA5_P	SH8
DA5-	D11	DA5-	C18	.1uF	<<DA5_M	SH8
DA6+	B10	DA6+	C19	.1uF	<<DA6_P	SH10
DA6-	B11	DA6-	C21	.1uF	<<DA6_M	SH10
DA7+	B8	DA7+	C22	.1uF	<<DA7_P	SH10
DA7-	B9	DA7-	C23	.1uF	<<DA7_M	SH10
DB0+	H12	DB0+	C25	.1uF	<<DB0_P	SH8
DB0-	G12	DB0-	C26	.1uF	<<DB0_M	SH8
DB1+	K12	DB1+	C27	.1uF	<<DB1_P	SH8
DB1-	J12	DB1-	C28	.1uF	<<DB1_M	SH8
DB2+	M10	DB2+	C29	.1uF	<<DB2_P	SH8
DB2-	M11	DB2-	C30	.1uF	<<DB2_M	SH8
DB3+	M8	DB3+	C31	.1uF	<<DB3_P	SH8
DB3-	M9	DB3-	C32	.1uF	<<DB3_M	SH8
DB4+	H11	DB4+	C33	.1uF	<<DB4_P	SH10
DB4-	G11	DB4-	C34	.1uF	<<DB4_M	SH10
DB5+	K11	DB5+	C35	.1uF	<<DB5_P	SH10
DB5-	J11	DB5-	C36	.1uF	<<DB5_M	SH10
DB6+	L10	DB6+	C37	.1uF	<<DB6_P	SH10
DB6-	L11	DB6-	C38	.1uF	<<DB6_M	SH10
DB7+	L8	DB7+	C39	.1uF	<<DB7_P	SH10
DB7-	L9	DB7-	C40	.1uF	<<DB7_M	SH10

TEXAS INSTRUMENTS

Title: **ADC12DJ2700EVM (ANALOG IN)**

Size **B** Document Number **HSP001-001** Rev **A**

Date: **Wednesday, December 27, 2017** Sheet **2** of **14**



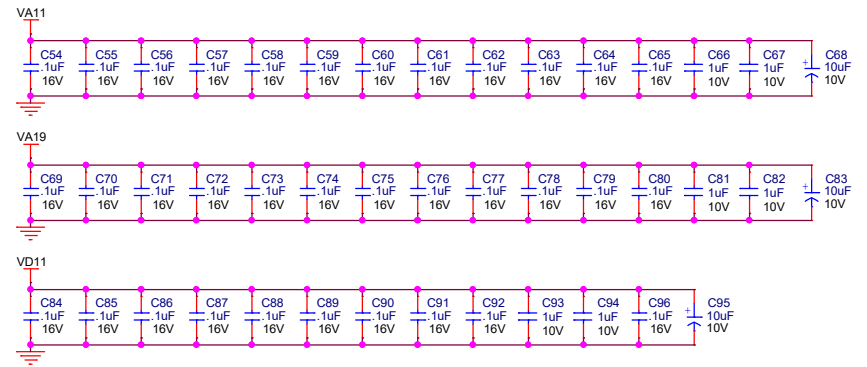
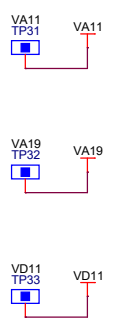
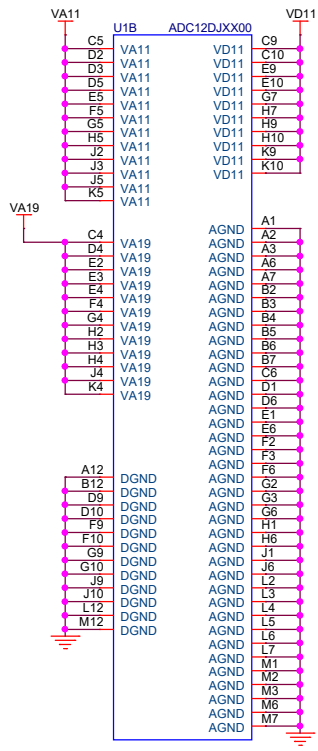
C48, C49, C50 share a pad.
C51, C52, C53 share a pad.

TEXAS INSTRUMENTS

Title: **ADC12DJ2700EVM (ADC)**

Size: **B** Document Number: **HSP001-001** Rev: **A**

Date: **Friday, December 15, 2017** Sheet: **3** of **14**

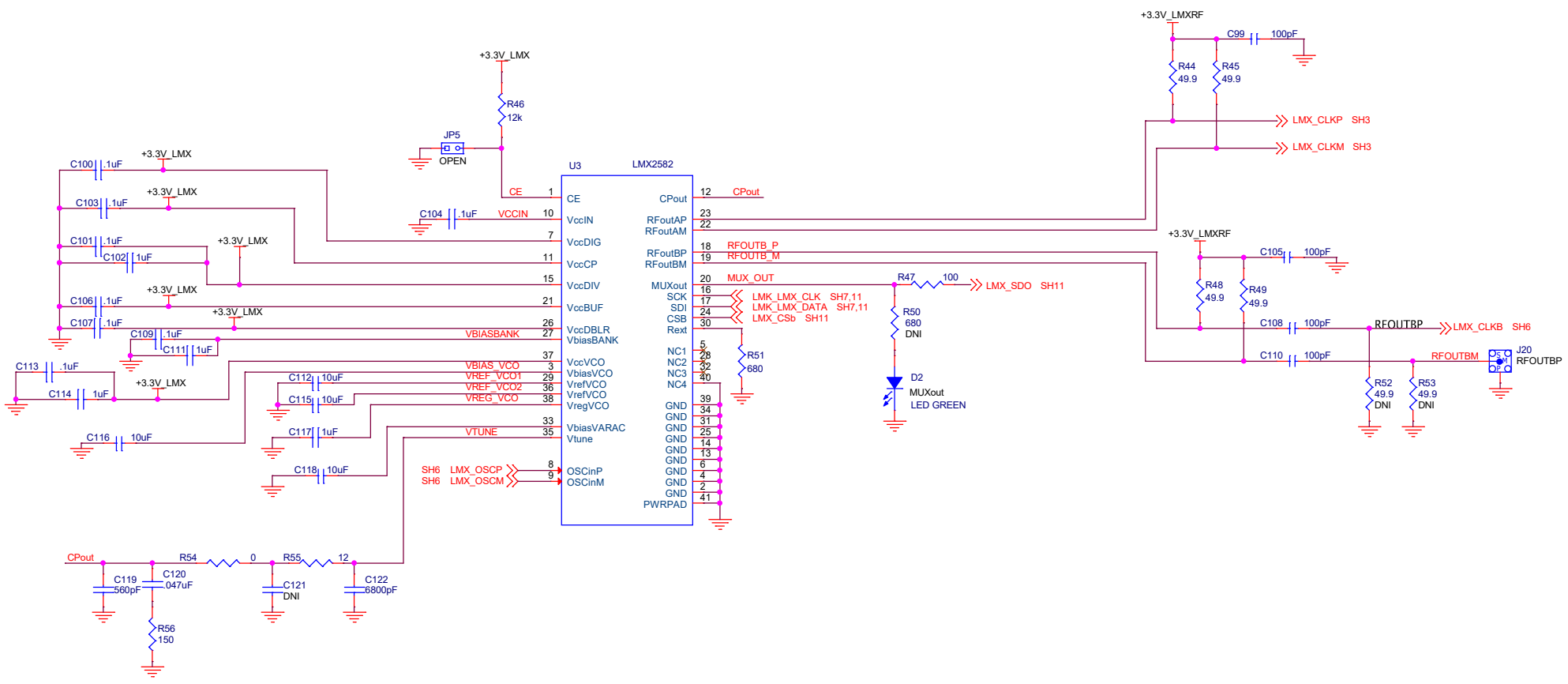


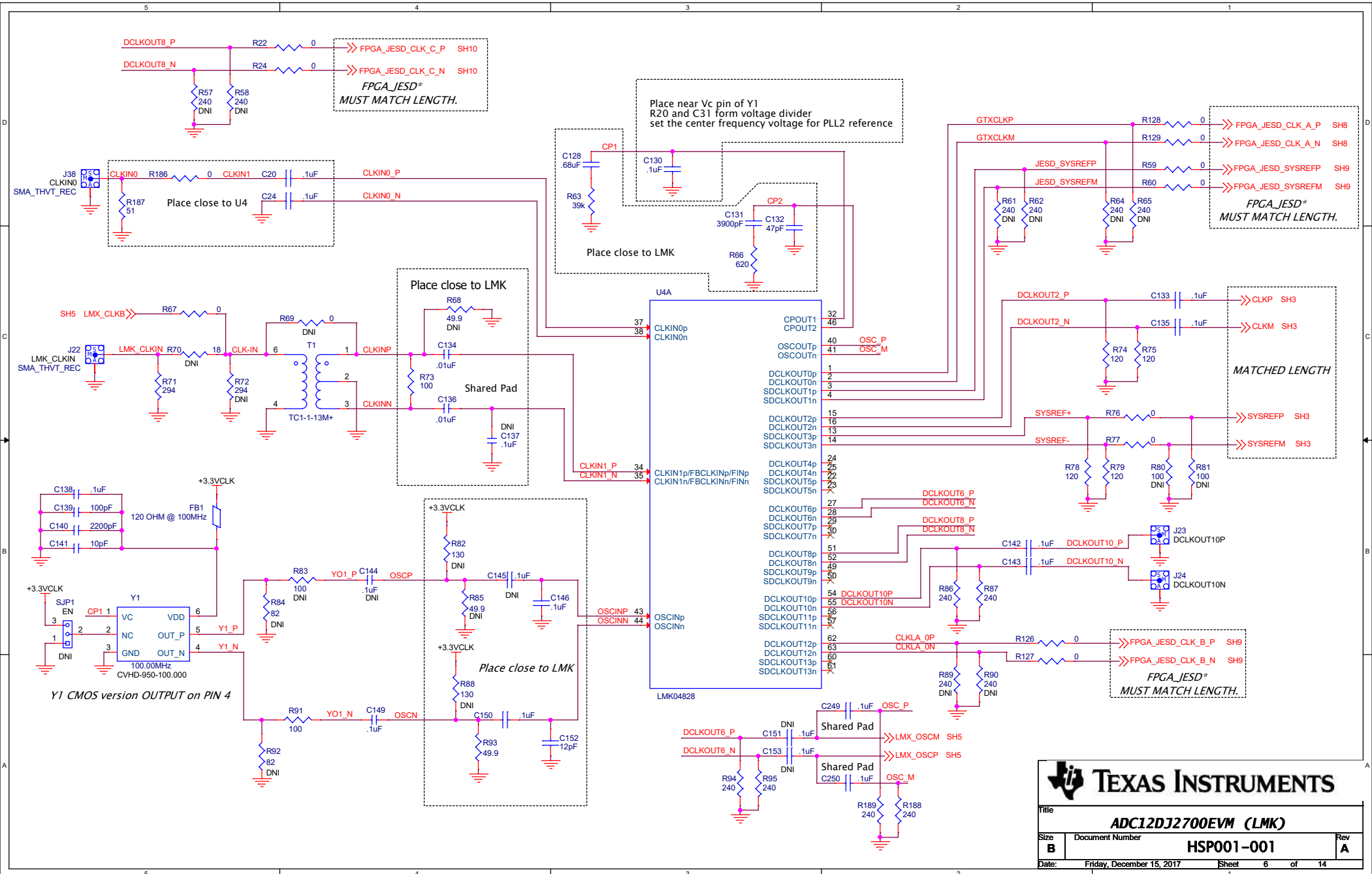
TEXAS INSTRUMENTS

Title: **ADC12DJ2700EVM (ADC POWER)**

Size: **B** Document Number: **HSP001-001** Rev: **A**

Date: **Friday, December 15, 2017** Sheet: **4** of **14**



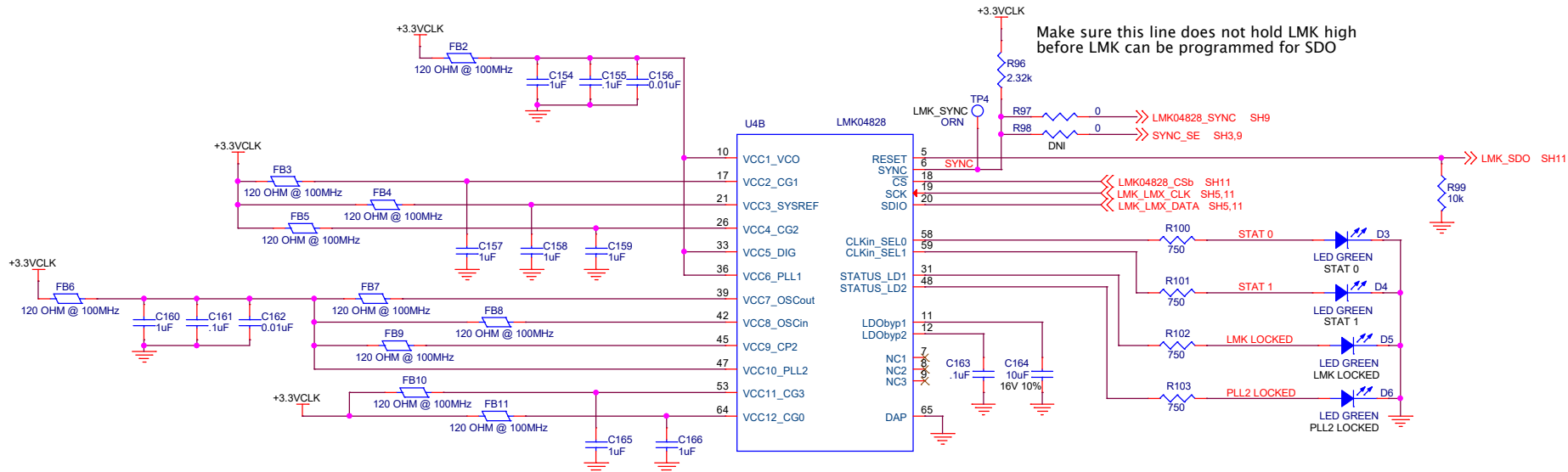


TEXAS INSTRUMENTS

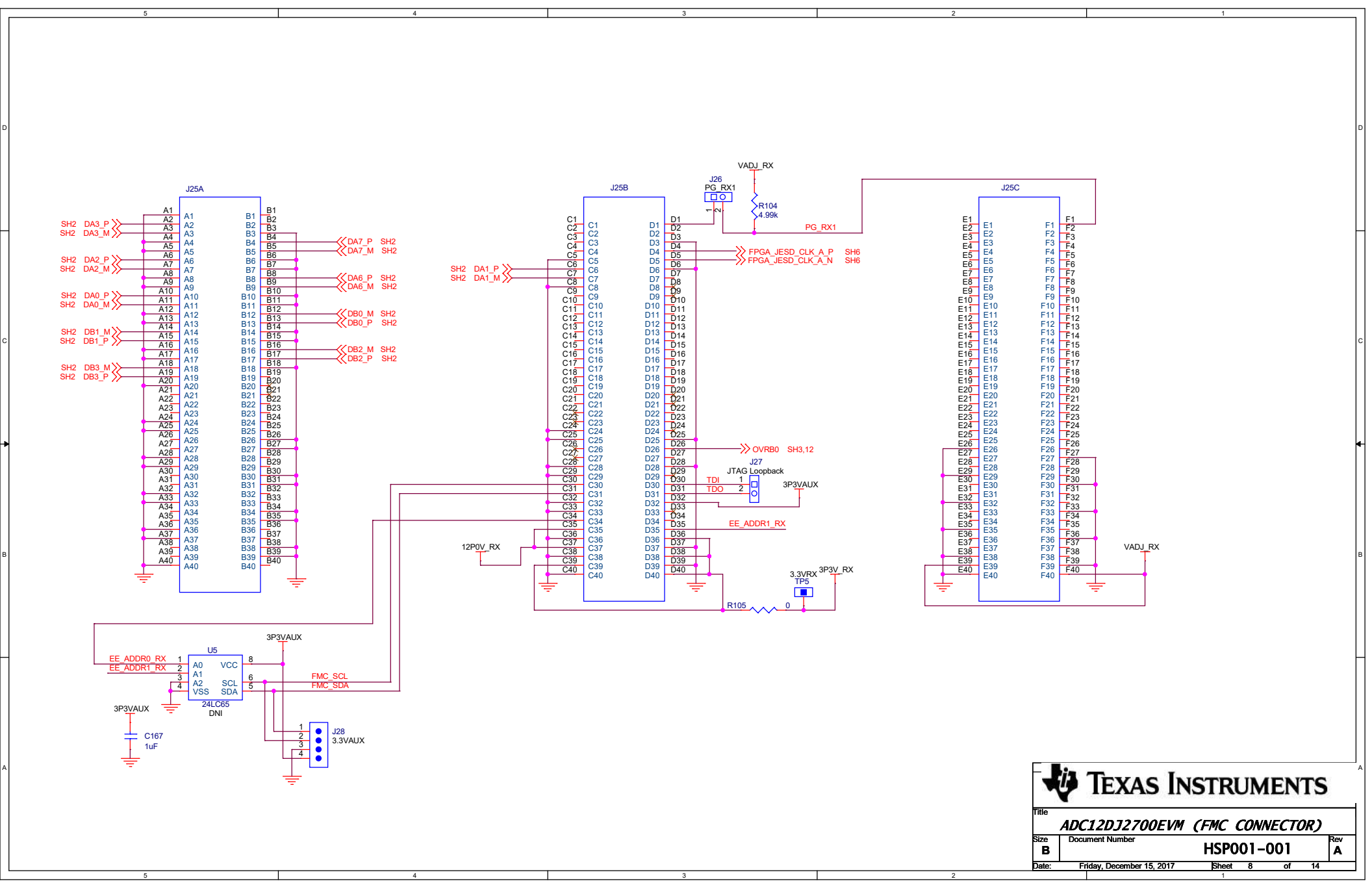
Title: **ADC12DJ2700EVM (LMK)**

Size: **B** Document Number: **HSP001-001** Rev: **A**

Date: **Friday, December 15, 2017** Sheet: **6** of **14**



Title		
ADC12DJ2700EVM (LMK POWER)		
Size	Document Number	Rev
B	HSP001-001	A
Date:	Friday, December 15, 2017	Sheet 7 of 14

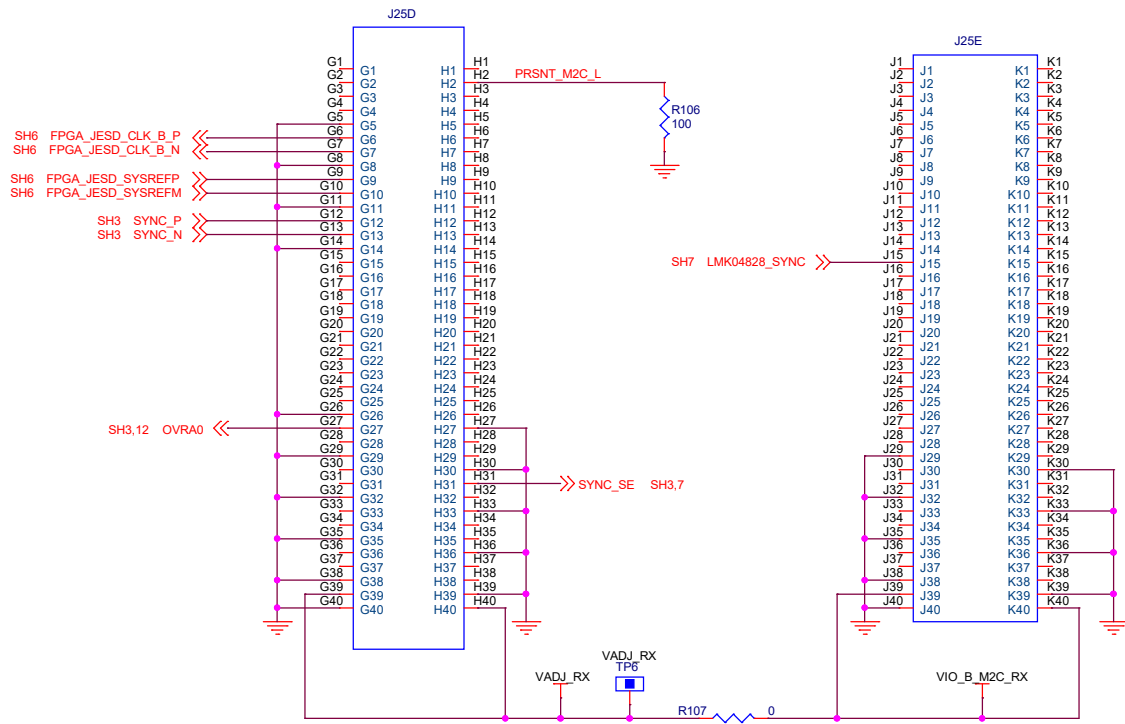


TEXAS INSTRUMENTS

Title: **ADC12DJ2700EVM (FMC CONNECTOR)**

Size: **B** Document Number: **HSP001-001** Rev: **A**

Date: **Friday, December 15, 2017** Sheet: **8** of **14**

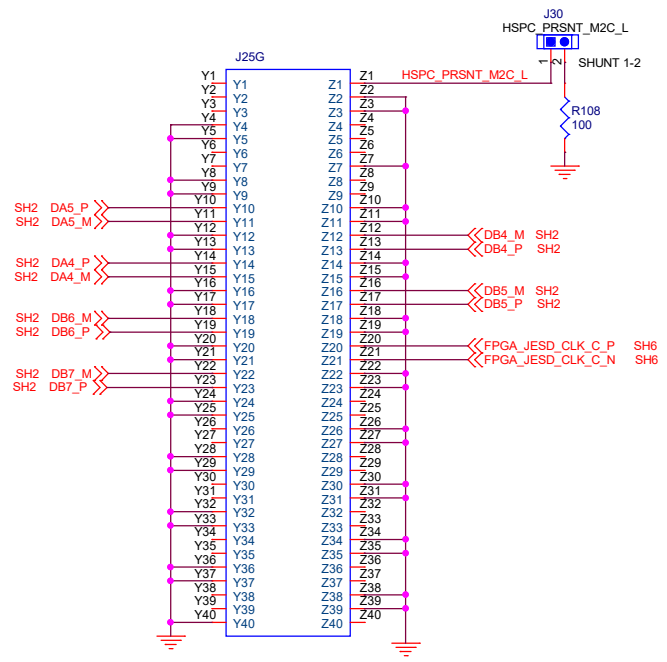
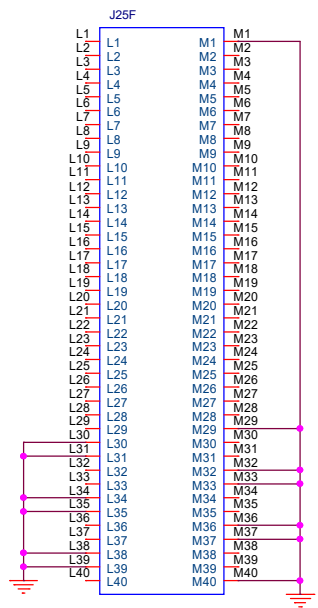


TEXAS INSTRUMENTS

Title: **ADC12DJ2700EVM (FMC CONNECTOR)**

Size: **B** Document Number: **HSP001-001** Rev: **A**

Date: **Friday, December 15, 2017** Sheet: **9** of **14**

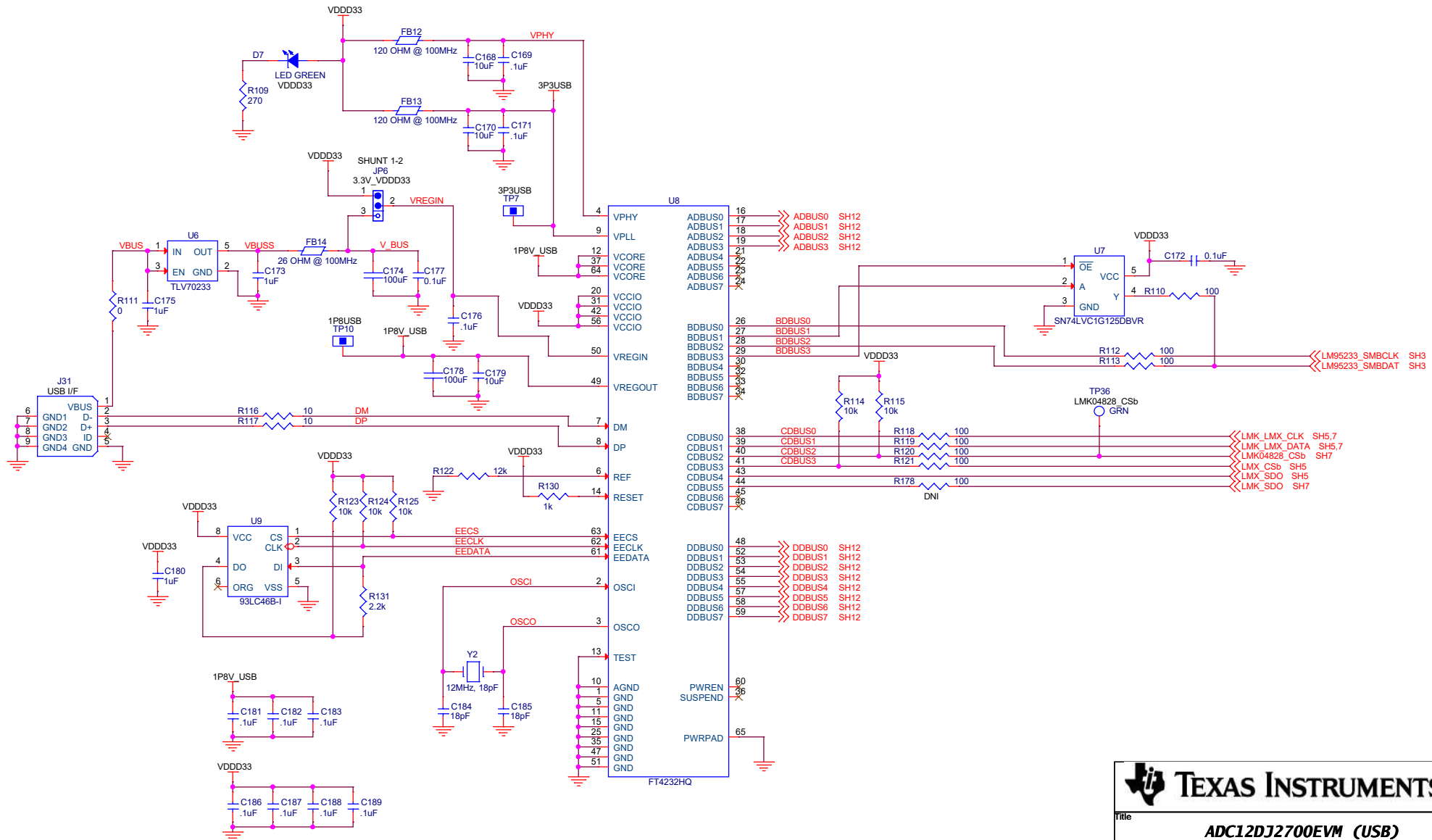


TEXAS INSTRUMENTS

Title: **ADC12DJ2700EVM (FMC CONNECTOR)**

Size: **B** Document Number: **HSP001-001** Rev: **A**

Date: **Friday, December 15, 2017** Sheet: **10** of **14**

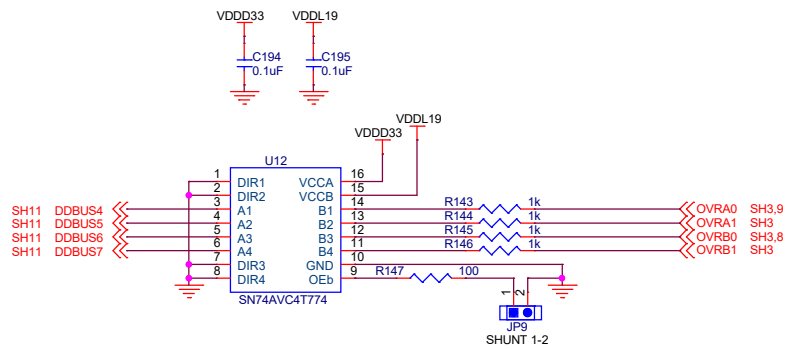
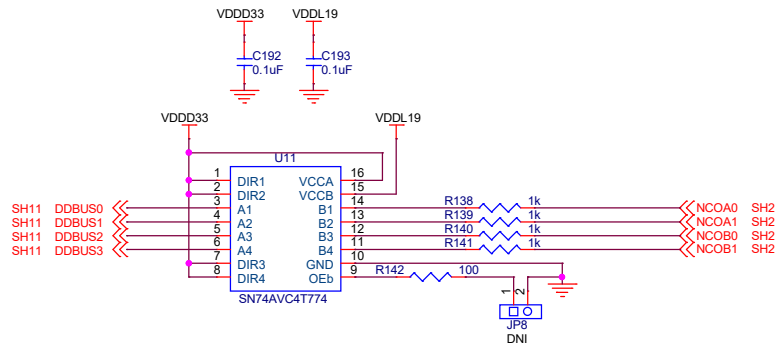
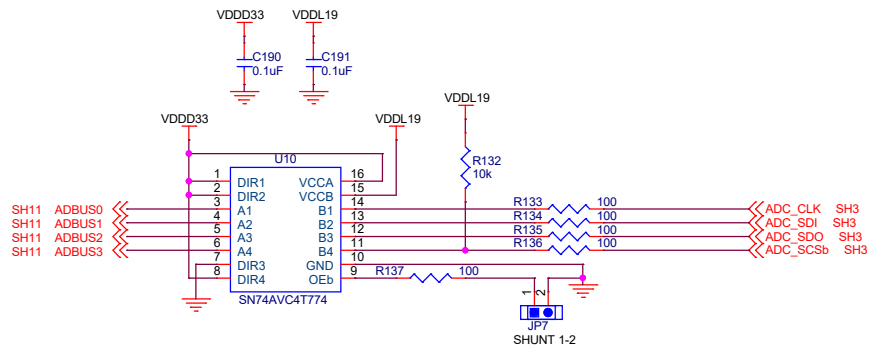


TEXAS INSTRUMENTS

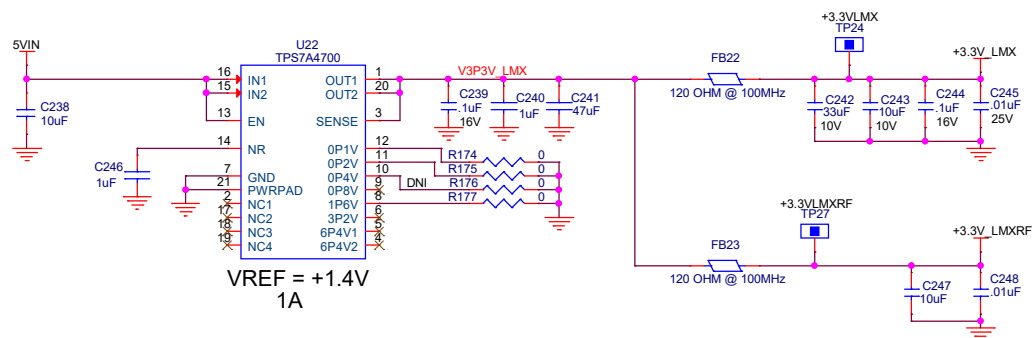
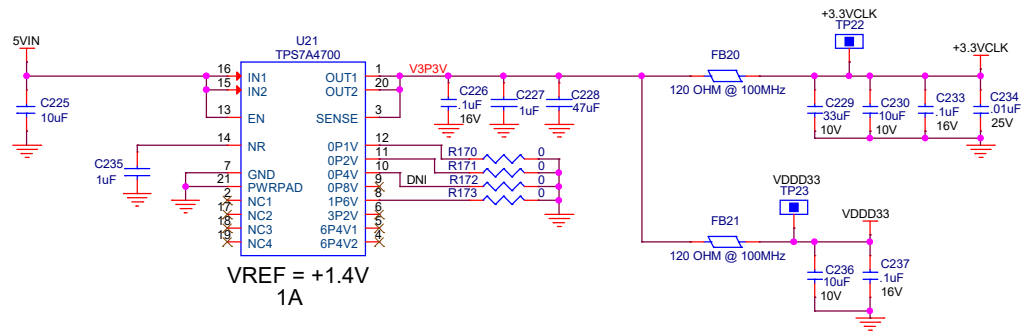
Title: **ADC12DJ2700EVM (USB)**

Size: **B** Document Number: **HSP001-001** Rev: **A**

Date: **Friday, December 15, 2017** Sheet: **11** of **14**



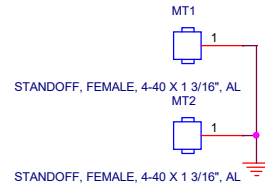
Title		
ADC12DJ2700EVM (LEVEL SHIFTERS)		
Size	Document Number	Rev
B	HSP001-001	A
Date:	Friday, December 15, 2017	Sheet 12 of 14



Title		
ADC12DJ2700EVM (POWER SUPPLIES)		
Size	Document Number	Rev
B	HSP001-001	A
Date:	Friday, December 15, 2017	Sheet 14 of 14

PCB
BARE BOARD, ADCXXDJXX00 HSP001

HEATSINK
Z_HEATSINK1



SCREW, 4-40 X 3/4", PHIL, SS
Z_SCREW1

SCREW, 4-40 X 3/4", PHIL, SS
Z_SCREW2

SHUNT-HEADER-2POS
Z_SH1

SHUNT-HEADER-2POS
Z_SH2

SHUNT-HEADER-2POS
Z_SH3

SHUNT-HEADER-2POS
Z_SH4



Title		
ADC12DJ2700EVM (HARDWARE)		
Size	Document Number	Rev
B	HSP001-001	A
Date:	Friday, December 22, 2017	Sheet 15 of 15