

Wideband RF Transformers – SWB



- Surface mount and through hole versions
- 500 Vrms, one minute interwinding isolation (hipot)
- 250 mA max current rating; 1/4 Watt RF input power
- For a smaller package size, see our PWB Series

Core material Ferrite

Terminations RoHS compliant matte tin over nickel over phos bronze. Other terminations available at additional cost.

Weight 0.37 – 0.39 g

Ambient temperature –40°C to +85°C

Maximum part temperature +85°C (ambient + temp rise)

Storage temperature Component: –40°C to +85°C.

Packaging: –40°C to +80°C

Resistance to soldering heat Max three 40 second reflows at +260°C, parts cooled to room temperature between cycles

Moisture Sensitivity Level (MSL) 1 (unlimited floor life at <30°C / 85% relative humidity)

Failures in Time (FIT) / Mean Time Between Failures (MTBF)

60 per billion hours / 16,666,667 hours, calculated per Telcordia SR-332

Packaging (SM version): 500 per 13" reel;

Plastic tape: 24 mm wide, 0.45 mm thick, 20 mm pocket spacing, 6.6 mm pocket depth; (TH version): 70 per tube

PCB washing Tested to MIL-STD-202 Method 215 plus an additional aqueous wash. See [Doc787 PCB Washing.pdf](#).

Schematic	Part number		Impedance ratio ² pri : sec	I _{DC} max (mA)	Frequency (MHz)	Pins 1-3		Pins 6-4	
	Through-hole	Surface mount ¹				L min ³ (μH)	DCR max (Ohms)	L min ³ (μH)	DCR max (Ohms)
	SWB1010-PCL	SWB1010-SML_	1 : 1	250	0.005-100	780	0.320	780	0.320
	SWB1010-1-PCL	SWB1010-1-SML_	1 : 1	250	0.04-175	95	0.200	95	0.200
	SWB1015-PCL	SWB1015-SML_	1.5 : 1	250	0.1-150	80	0.145	51	0.130
	SWB1040-PCL	SWB1040-SML_	4 : 1	250	0.2-300	95	0.160	25	0.115
	SWB2010-PCL	SWB2010-SML_	1 : 1	250	0.005-100	780	0.320	780	0.320
	SWB2010-1-PCL	SWB2010-1-SML_	1 : 1	250	0.04-175	95	0.200	95	0.200
	SWB2040-PCL	SWB2040-SML_	4 : 1	250	0.2-300	95	0.160	25	0.115
	SWB3010-PCL	SWB3010-SML_	1 : 1	250	0.005-100	780	0.320	780	0.320
	SWB3010-1-PCL	SWB3010-1-SML_	1 : 1	250	0.04-175	95	0.200	95	0.200
	SWB3015-PCL	SWB3015-SML_	1.5 : 1	250	0.1-150	80	0.145	51	0.130
	SWB3040-PCL	SWB3040-SML_	4 : 1	250	0.2-300	95	0.160	25	0.115

1. When ordering, please specify a **packaging** code:

SWB3040-SMLD

Packaging: **D** = 13" machine ready reel. EIA-481 embossed plastic tape (500 parts per full reel).

B = Less than full reel. In tape, but not machine ready. To have a leader and trailer added (\$25 charge), use code letter D instead.

2. Impedance ratio is for the full primary winding to the full secondary winding.

3. Inductance tested at 130 kHz, 0.1 Vrms, 0 Adc.

4. Electrical specifications at 25°C. Measurements are referenced to 50 Ohms.

Refer to Doc 362 "Soldering Surface Mount Components" before soldering.



www.coilcraft.com

US +1-847-639-6400 sales@coilcraft.com

UK +44-1236-730595 sales@coilcraft-europe.com

Taiwan +886-2-2264 3646 sales@coilcraft.com.tw

China +86-21-6218 8074 sales@coilcraft.com.cn

Singapore + 65-6484 8412 sales@coilcraft.com.sg

Document 1070-1 Revised 05/15/17

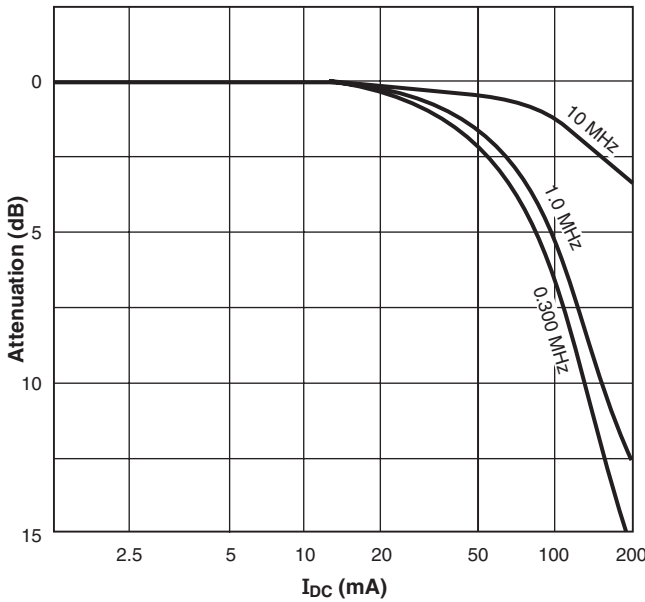
© Coilcraft Inc. 2018

This product may not be used in medical or high risk applications without prior Coilcraft approval. Specification subject to change without notice. Please check web site for latest information.



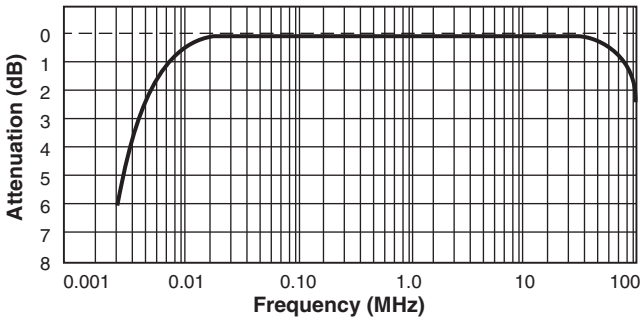
Wideband RF Transformers – SWB

Typical Attenuation vs Current

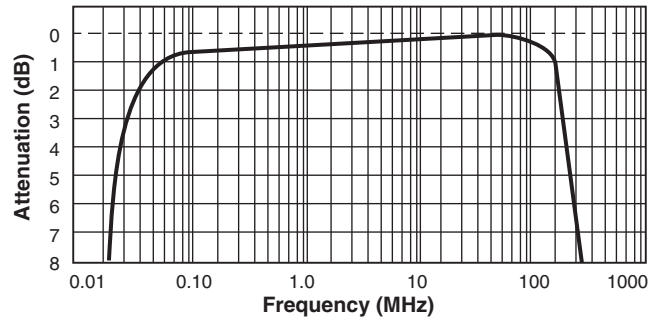


Typical Frequency Response

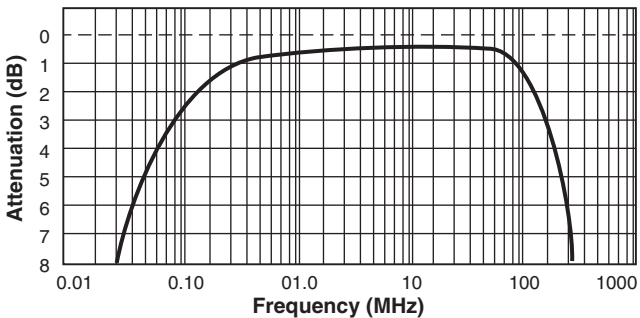
SWB1010, SWB2010, SWB3010
3 dB bandwidth 0.005 – 100 MHz



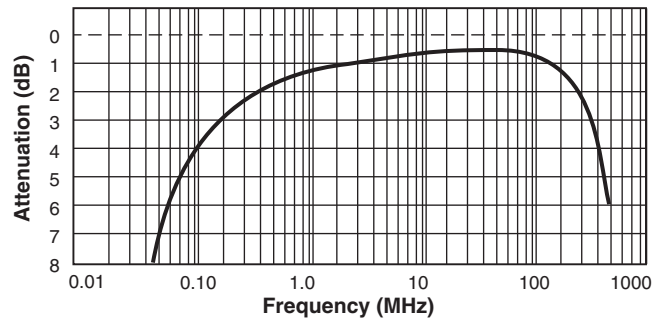
SWB1010-1, SWB2010-1, SWB3010-1
3 dB bandwidth 0.04 – 175 MHz



SWB1015, SWB3015
3 dB bandwidth 0.1 – 150 MHz



SWB1040, SWB2040, SWB3040
3 dB bandwidth 0.2 – 300 MHz



Attenuation measured on a network analyzer (re: 50 Ohms)



US +1-847-639-6400 sales@coilcraft.com
UK +44-1236-730595 sales@coilcraft-europe.com
Taiwan +886-2-2264 3646 sales@coilcraft.com.tw
China +86-21-6218 8074 sales@coilcraft.com.cn
Singapore + 65-6484 8412 sales@coilcraft.com.sg

Document 1070-2 Revised 05/15/17

© Coilcraft Inc. 2018
This product may not be used in medical or high risk applications without prior Coilcraft approval. Specification subject to change without notice. Please check web site for latest information.