# PRG0 AND PRG1 SECTION







## OFF PAGE CONNECTIONS





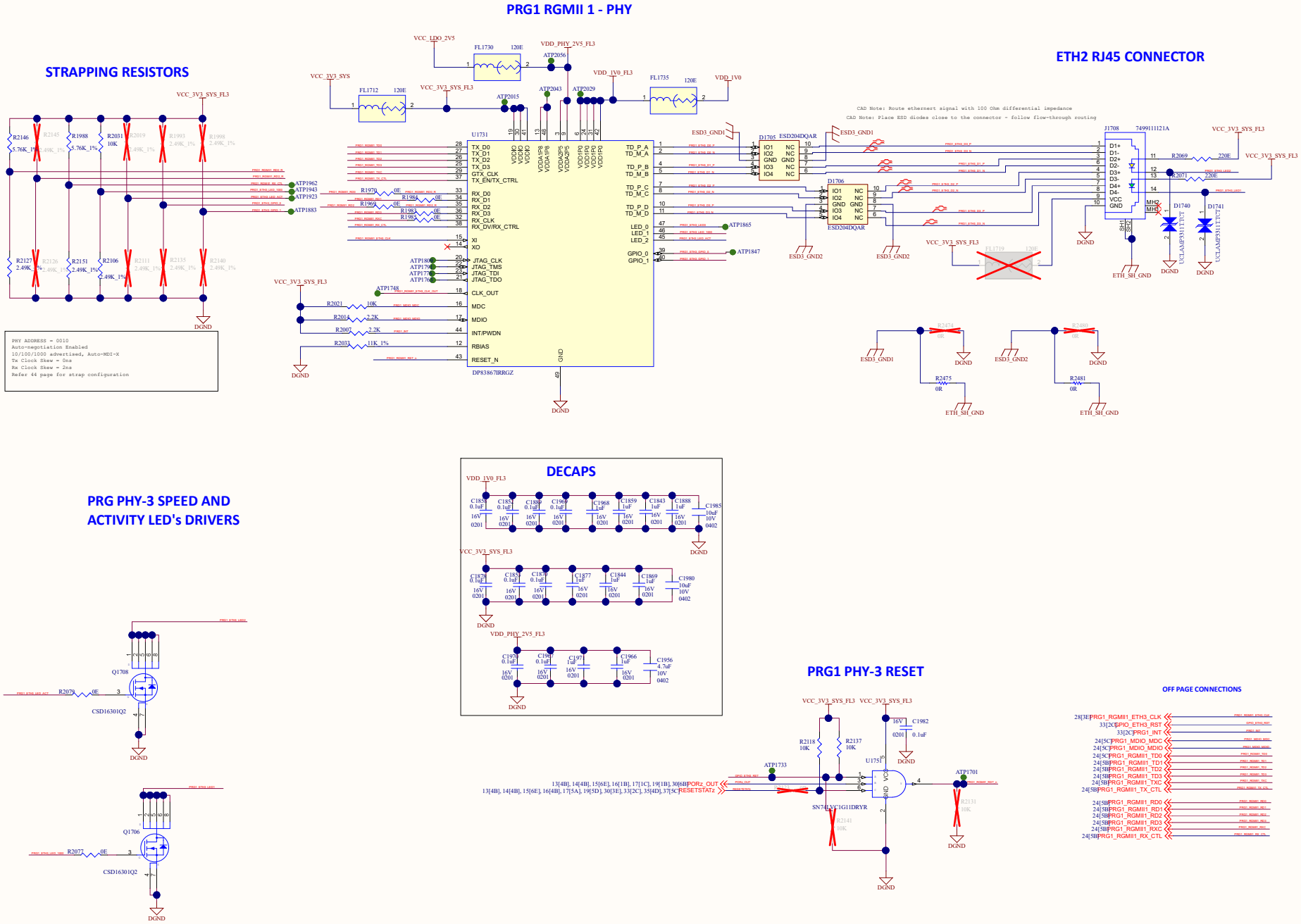
PRG1 RGMII 1 - PHY
STRAPPING RESISTORS
ETH2 RJ45 CONNECTOR
PRG PHY-3 SPEED AND ACTIVITY LED's DRIVERS
DECAPS
PRG1 PHY-3 RESET
OFF PAGE CONNECTIONS
U1731
DP83867IRRGZ
J1708
749911121A
D1705
ESD204DQAR
D1706
ESD204DQAR
U1751
SN74LVC1G11DRYR
Q1708
CSD16301Q2
Q1706
CSD16301Q2
PHY ADDRESS = 0010
Auto-negotiation Enabled
10/100/1000 advertised, Auto-MDI-X
Tx Clock Skew = 0ns
Rx Clock Skew = 2ns
Refer 44 page for strap configuration
CAD Note: Route ethernert signal with 100 Ohm differential impedance
CAD Note: Place ESD diodes close to the connector - follow flow-through routing
28[3E]PRG1_RGMII1_ETH3_CLK
33[2C]PIO_ETH3_RST
33[2C]PRG1_INT
24[5C]PRG1_MDIO_MDC
24[5C]PRG1_MDIO_MDIO
24[5C]PRG1_RGMII1_TD0
24[5B]PRG1_RGMII1_TD1
24[5B]PRG1_RGMII1_TD2
24[5B]PRG1_RGMII1_TD3
24[5B]PRG1_RGMII1_TXC
24[5B]PRG1_RGMII1_TX_CTL
24[5B]PRG1_RGMII1_RD0
24[5B]PRG1_RGMII1_RD1
24[5B]PRG1_RGMII1_RD2
24[5B]PRG1_RGMII1_RD3
24[5B]PRG1_RGMII1_RXC
24[5B]PRG1_RGMII1_RX_CTL
13[4B], 14[4B], 15[6E], 16[4B], 17[5A], 19[5D], 30[3E], 33[2C], 35[4D], 37[5C]RESETSTAT2
13[4B], 14[4B], 15[6E], 16[1B], 17[1C], 19[1B], 30[6B]PORz_OUT