

➤ Close CCS first.

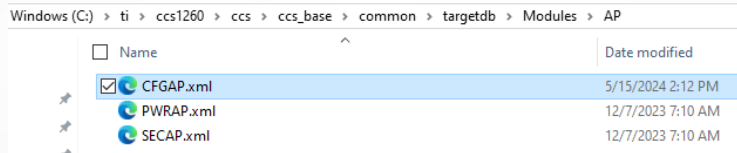
➤ In CCS Path:

C:\ti\<ccsversion>\ccs\ccs_base\common\targetdb\Modules\AP\CFGAP.xml.

Add these two lines and save:

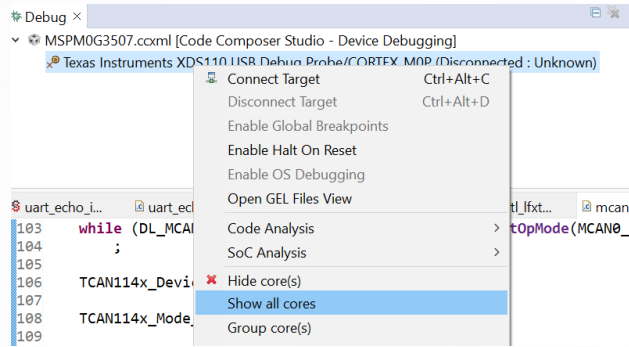
```
<register id="CFGAP_BOOTDIAG" offset="0x0010" width="32" page="121"  
acronym="CFGAP_BOOTDIAG"/>
```

```
<register id="CFGAP_LIFECYCLE" offset="0x0014" width="32" page="121"  
acronym="CFGAP_LIFECYCLE"/>
```

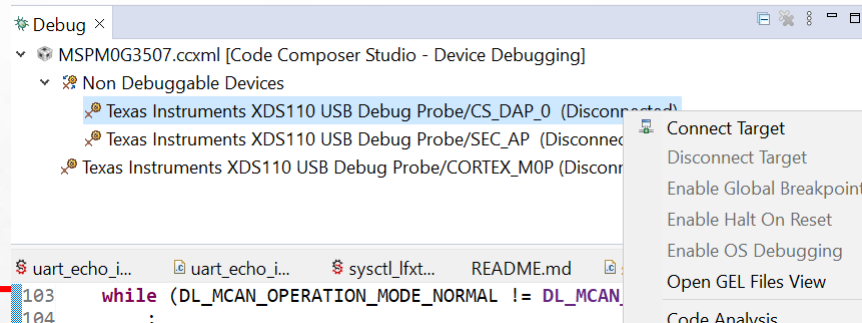


```
file edit format view help  
<?xml version="1.0" encoding="UTF-8">  
<module id="Hidden" HW_revision="1" XML_version="1" description="" hidden="true">  
  <register id="CFGAP_IDCODE" offset="0x0000" width="32" page="121" acronym="CFGAP_IDCODE"/>  
  <register id="CFGAP_USERCODE" offset="0x0004" width="32" page="121" acronym="CFGAP_USERCODE"/>  
  <register id="CFGAP_DBGCR" offset="0x0008" width="32" page="121" acronym="CFGAP_DBGCR"/>  
  <register id="CFGAP_SYSSTATCTRL" offset="0x000C" width="32" page="121" acronym="CFGAP_SYSSTATCTRL"/>  
  <register id="CFGAP_IDR" offset="0x00FC" width="32" page="121" acronym="CFGAP_IDR"/>  
  <register id="CFGAP_BOOTDIAG" offset="0x0010" width="32" page="121" acronym="CFGAP_BOOTDIAG"/>  
  <register id="CFGAP_LIFECYCLE" offset="0x0014" width="32" page="121" acronym="CFGAP_LIFECYCLE"/>  
</module>
```

- Open CCS. Launch Selected Configuration
- Show all cores



- Right click on the CS_DAP_0 then click Connect Target



- If the CS_DAP_0 connect is successful. In the Expression window, type in CFGAP_BOOTDIAG and CFGAP_LIFECYCLE. Record the register value.

Expression	Type	Value
CFGAP_BOOTDIAG	pointer	0x00000007
CFGAP_LIFECYCLE	pointer	0x00000096
Add new expression		