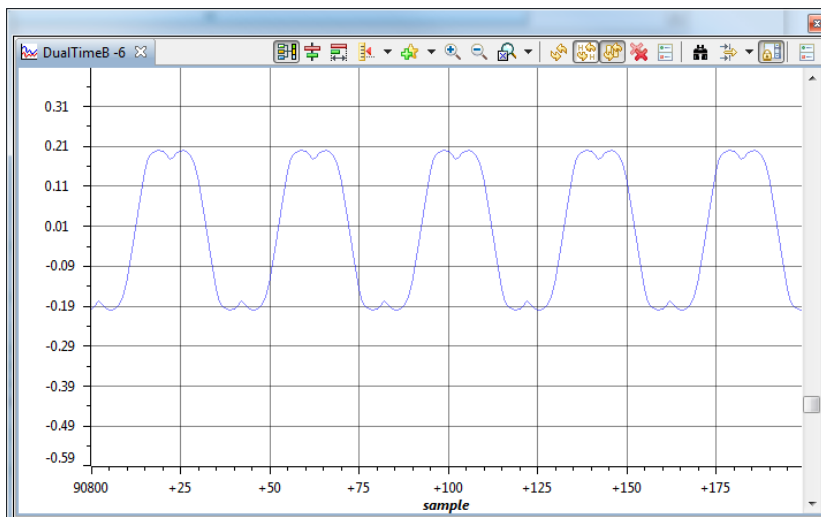
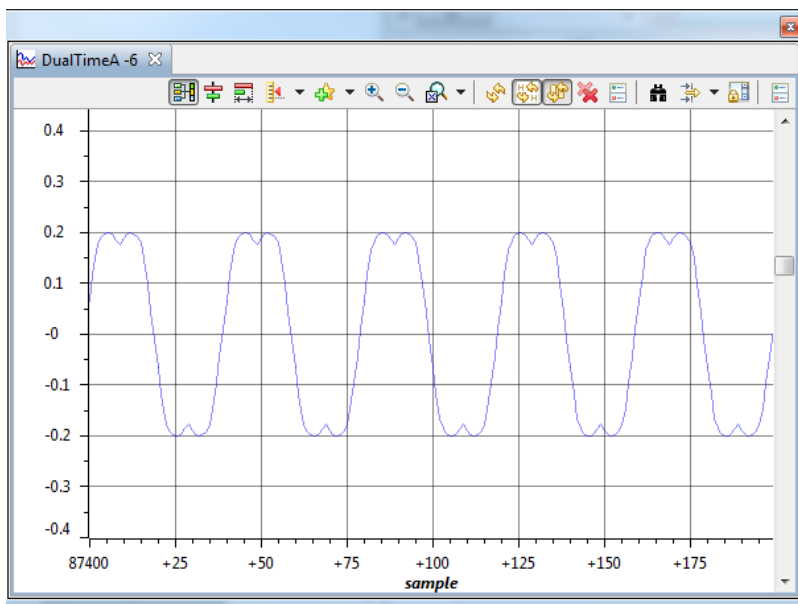


F28035

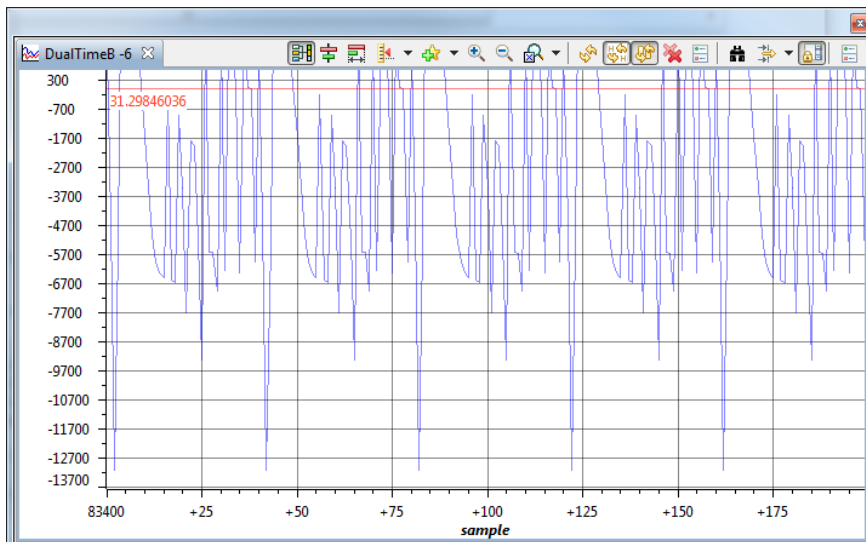
Property	Value
Data Properties	
Acquisition Buffer Size	200
Dsp Data Type	16 bit signed integer
Index Increment	1
Interleaved Data Sources	<input type="checkbox"/> false
Q_Value	15
Sampling Rate Hz	1
Start Address A	DLOG_4CH_buff1
Start Address B	DLOG_4CH_buff2
Display Properties	
Axis Display	<input checked="" type="checkbox"/> true
Data Plot Style	Line
Display Data Size	200
Grid Style	Major Grid
Magnitude Display Scale	Linear
Time Display Unit	sample
Use Dc Value For Graph	<input type="checkbox"/> false
Use Dc Value For Graph I	<input type="checkbox"/> false

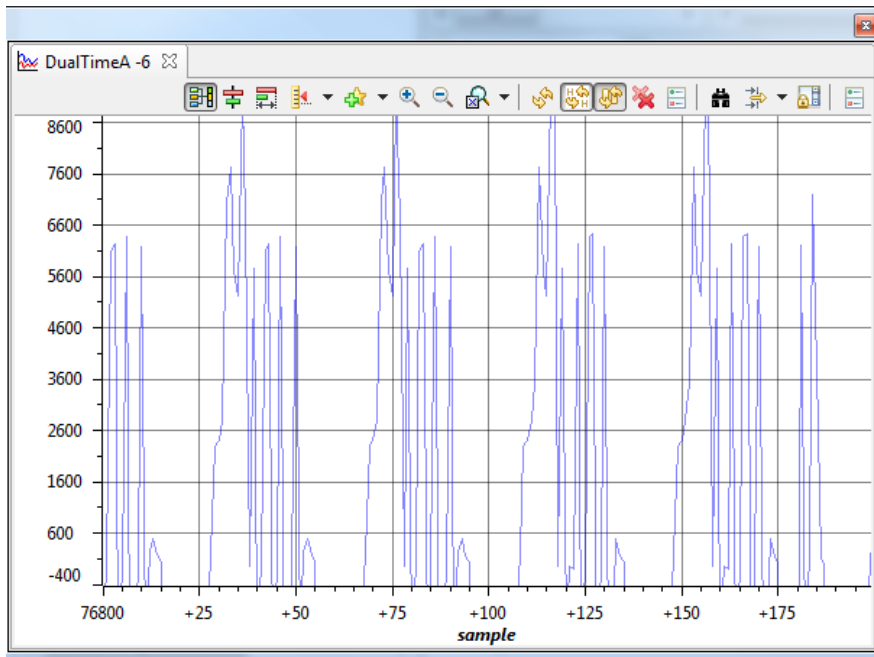


Expression	Type	Value	Address
(x) RunMotor	unsigned int	1	0x00009B4B@Data
(x) EnableFlag	unsigned int	1	0x00009B4A@Data
(x) Isw	unsigned int	0	0x00009B46@Data
(x) IsrTicker	unsigned long	0.2787539959 (Q-Value(24))	0x00009B6E@Data
(x) pid1_spd.param.Kp	long	1.162790656 (Q-Value(24))	0x00009D4C@Data
(x) pid1_iq.term.Ref	long	0.0 (Q-Value(24))	0x00009CC0@Data
(x) IqRef	long	0.1999999881 (Q-Value(24))	0x00009B6C@Data
(x) DRV_RESET	unsigned int	1	0x00009B50@Data
(x) IsrTicker	unsigned long	0.2787539959 (Q-Value(24))	0x00009B6E@Data
(x) 'PM_Sensorless.c':SpeedRef	long	0.25 (Q-Value(24))	0x00009B6A@Data
(x) BuildLevel	unknown	Error: identifier not found: B...	
(x) VdTesting	long	0.0 (Q-Value(15))	0x00009B54@Data
(x) VqTesting	long	102.3999939 (Q-Value(15))	0x00009B68@Data
(x) ipark1.Sine	long	-8.621551514 (Q-Value(15))	0x00009C0A@Data
(x) svgen_dq1.Ta	long	3087940	0x00009BAA@Data
(x) DlogCh1	int	3008	0x00009B42@Data
(x) svgen_dq1.Tb	long	-96.91674805 (Q-Value(15))	0x00009BAC@Data
(x) rg1.Out	long	8511305	0x00009BC8@Data
+ Add new expression			

F28069

Property	Value
Data Properties	
Acquisition Buffer Size	200
Dsp Data Type	16 bit signed integer
Index Increment	1
Interleaved Data Sources	<input type="checkbox"/> false
Q_Value	0
Sampling Rate Hz	1
Start Address A	DLOG_4CH_buff1
Start Address B	DLOG_4CH_buff2
Display Properties	
Axis Display	<input checked="" type="checkbox"/> true
Data Plot Style	Line
Display Data Size	200
Grid Style	Major Grid
Magnitude Display Scale	Linear
Time Display Unit	sample
Use Dc Value For Graph	<input type="checkbox"/> false
Use Dc Value For Graph I	<input type="checkbox"/> false





Expression	Type	Value	Address
(x)- RunMotor	unsigned int	1	0x00009B4C@Data
(x)- EnableFlag	unsigned int	1	0x00009B51@Data
(x)- lsw	unsigned int	0	0x00009B4D@Data
(x)- IsrTicker	unsigned long	0.5950371623 (Q-Valu...	0x00009B6E@Data
(x)- pid1_spd.param.Kp	float	1.162791	0x00009CCC@Data
(x)- pid1_iq.term.Ref	float	0.0	0x00009D40@Data
(x)- IqRef	float	0.2	0x00009B6C@Data
(x)- DRV_RESET	unsigned int	1	0x00009B50@Data
(x)- IsrTicker	unsigned long	0.5950371623 (Q-Valu...	0x00009B6E@Data
(x)- 'PM_Sensorless.c'::SpeedRef	float	0.25	0x00009B6A@Data
(x)- BuildLevel	unknown	Error: identifier not fo...	
(x)- VdTesting	float	0.0	0x00009B54@Data
(x)- VqTesting	float	0.2	0x00009B68@Data
(x)- ipark1.Sine	float	0.9635754	0x00009C0A@Data
(x)- svgen_dq1.Ta	float	-0.05525899	0x00009BAA@Data
(x)- DlogCh1	int	6174	0x00009B42@Data
(x)- svgen_dq1.Tb	float	0.02679026	0x00009BAC@Data
(x)- rg1.Out	float	0.9894965	0x00009BC8@Data
+ Add new expression			