



Source:



Result:



absolute value:

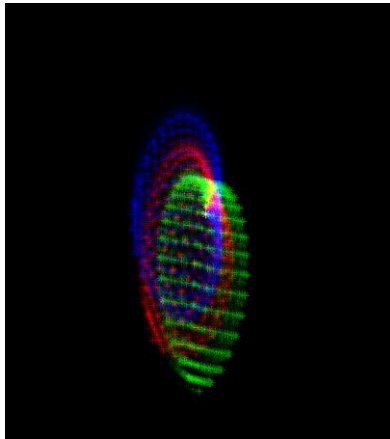
| | | | |
|----|----|-----|-----|
| 1 | 2 | 4 | 8 |
| 16 | 32 | 64 | 128 |
| 1 | 3 | 7 | 15 |
| 31 | 63 | 127 | 255 |

relative value:

| | | | |
|---|---|---|---|
| 1 | 1 | 1 | 1 |
| 1 | 1 | 1 | 1 |
| 1 | 2 | 3 | 4 |
| 5 | 6 | 7 | 8 |

My problems are almost solved and this is the last one.


Source:



Result expected:



When I pause the video made of the images, the video frame is not the same as expected. I think I shall just adjust my configs and it'd be OK.



Thanks a lot, Sanjeev! I'm an undergraduate student majoring ECE in Shanghai and this is about my capstone design. I can hardly discuss the algos with the others in my team; they don't even read the datasheet. It could have been much harder without your kind and patient replies. TI products are good, but TI employees are even better. I hope to go to a graduate school in the US and pursue my study as a hardware engineer and I really hope someday I will join you!